



THE STUDENT
ACHIEVEMENT INITIATIVE
Preparing Students for the Journey Ahead

Annual Meeting

October 5, 2023

Agenda

1. Welcome and Introductions
2. Chehalis SD Report
 - a. KPI Review
 - b. Cornerstone Update (WSAC Grant)
 - c. Future SAI Goal Update
 - d. High School to Post-Secondary (H2P)
3. BERCC Completers Update
4. Centralia College Report
5. Budget Adjustments & Approval
6. Closing Comments





Key Performance Indicators

New this year:

- 3rd Grade Math Smarter Balanced Assessment
- i-Ready Stretch Growth K-8
- Dual Credit

Moved to Appendix:

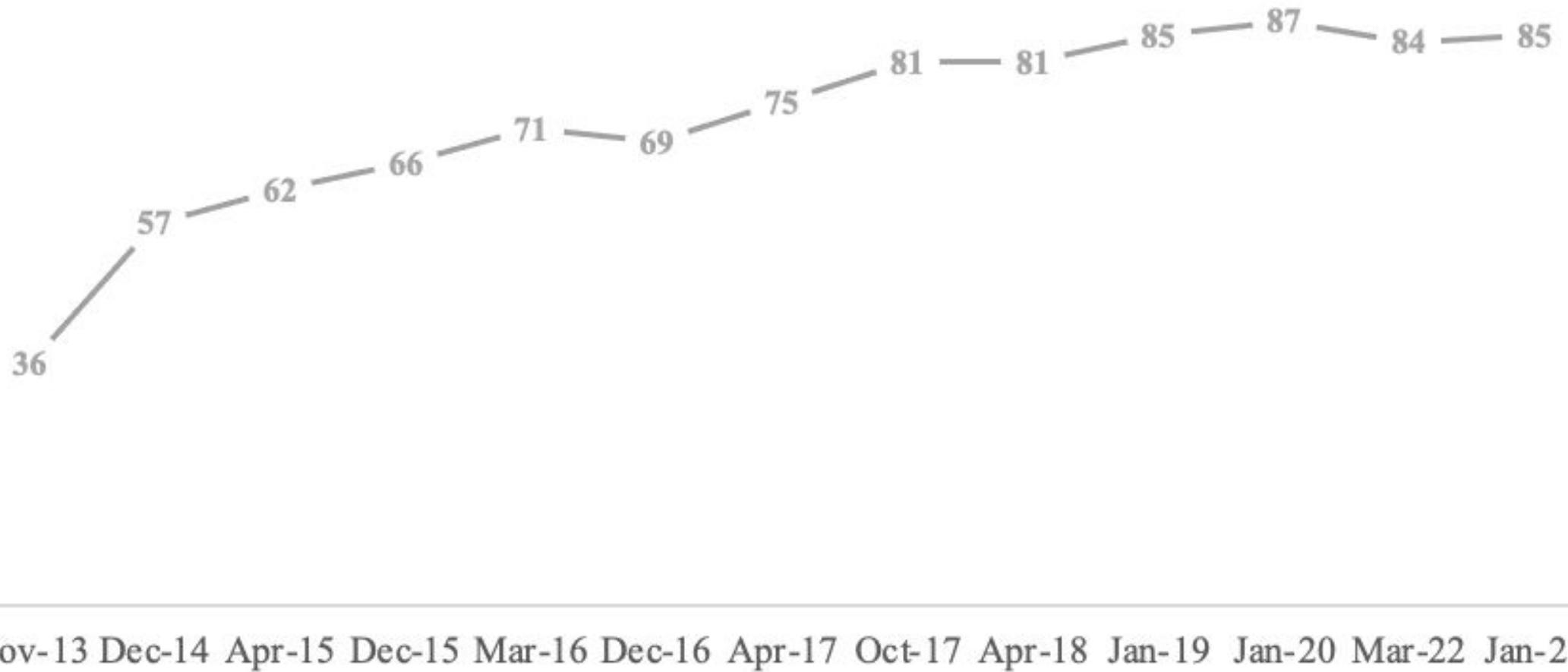
College Bound Scholarship



Powerful Teaching and Learning, Over Time

— District

Percent of Classrooms Scoring a 3 or 4



Time of Observation

3rd Grade Math SBA Meeting Standard

Percent 3rd Graders Meeting Standard



2018-19

2020-21

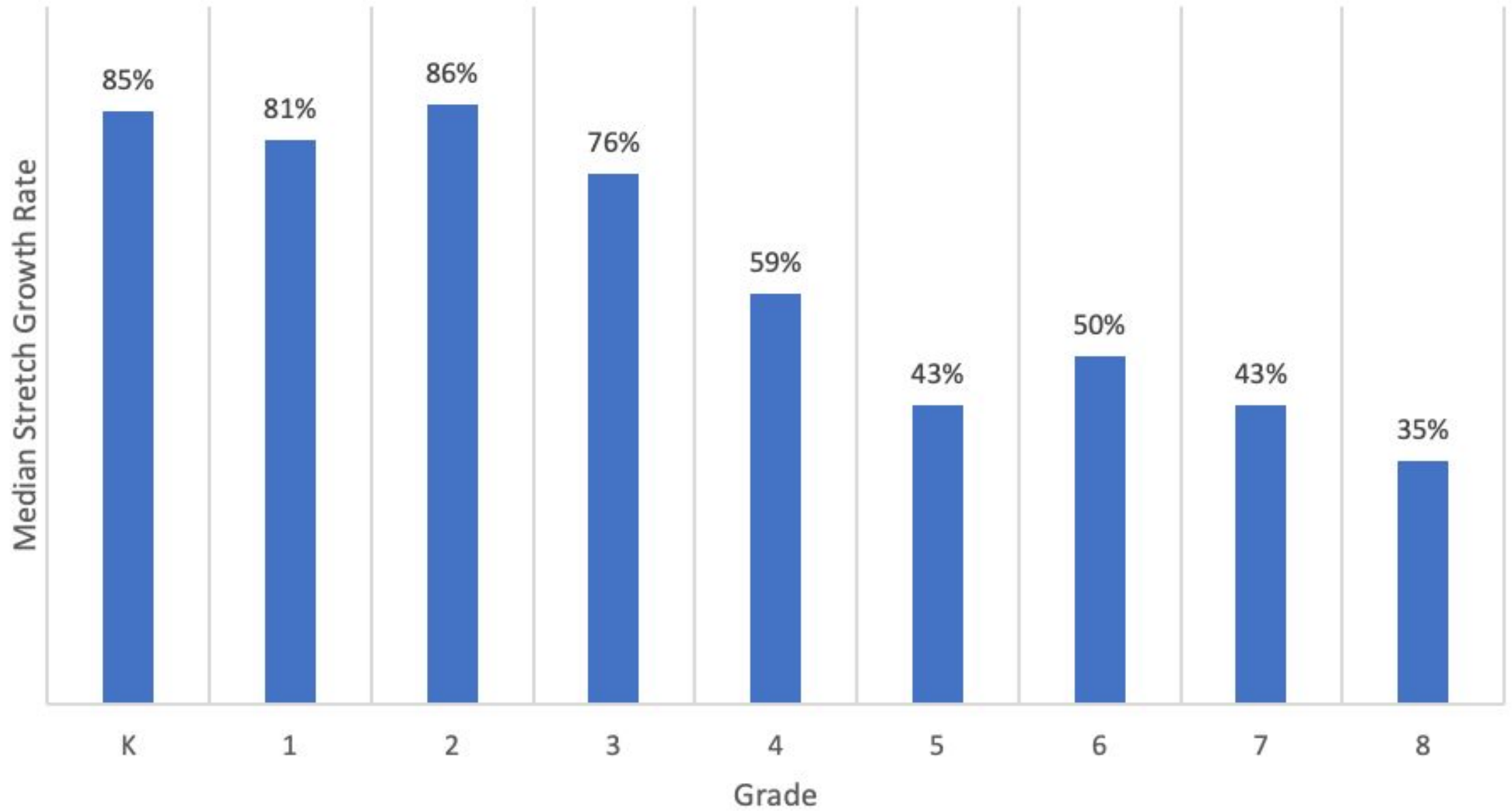
2021-22

2022-23

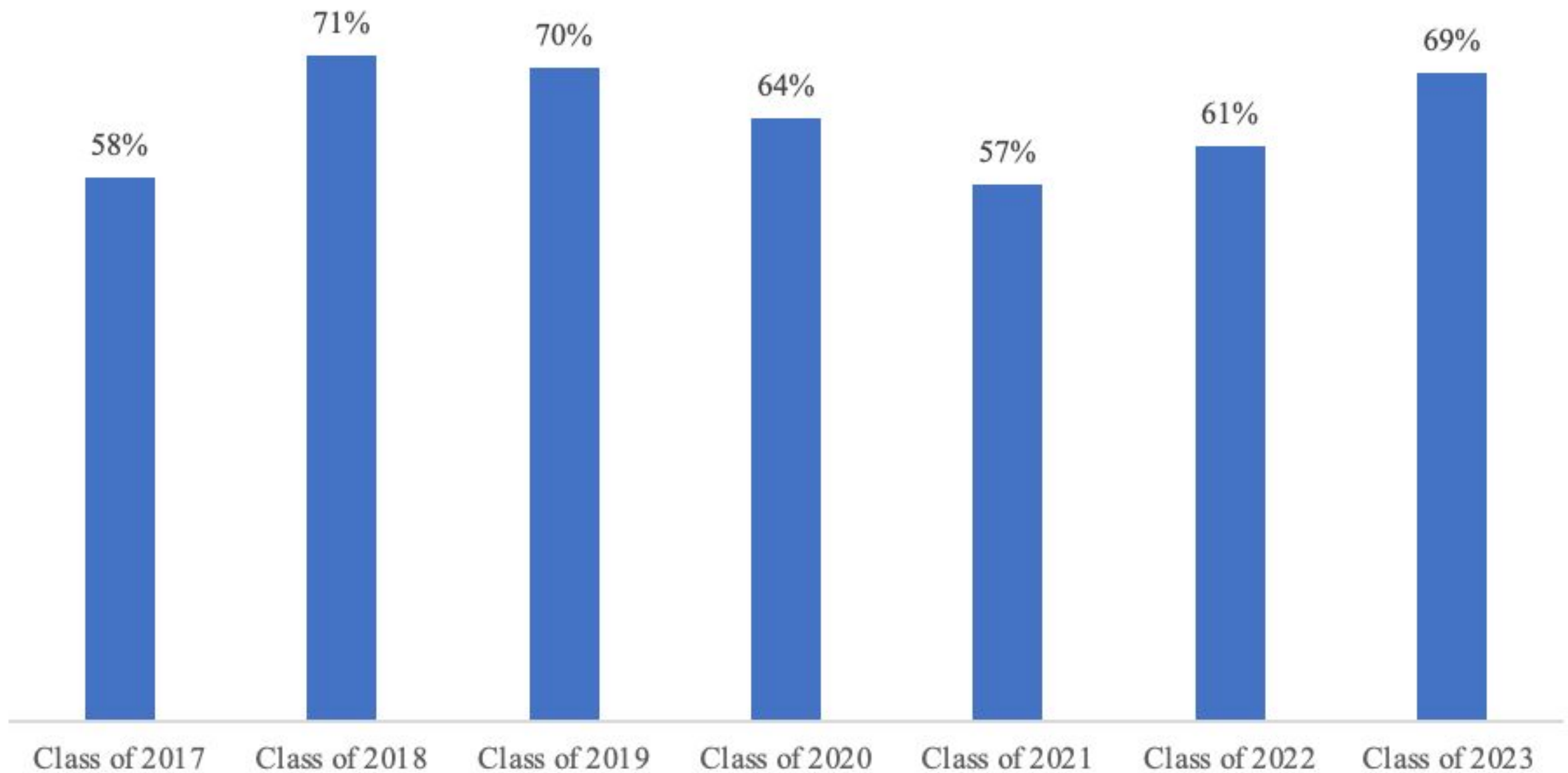
Year

— CSD Met — State Avg

Median Math iReady Annual Stretch Growth Rates



FAFSA Completion Over Time



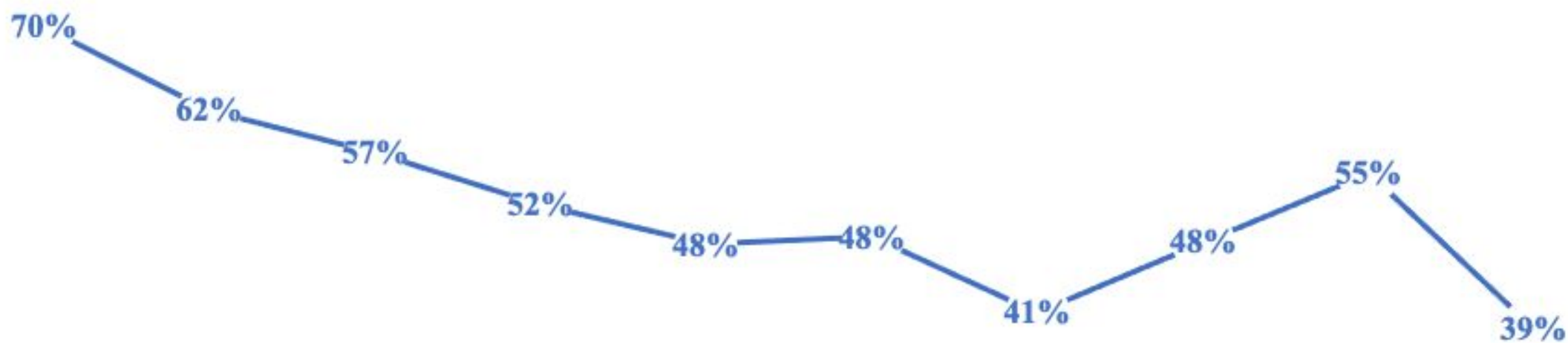
High School Graduation Rates: W.F. West and Washington State



Class of 2010 Class of 2013 Class of 2014 Class of 2015 Class of 2016 Class of 2017 Class of 2018 Class of 2019 Class of 2020 Class of 2021 Class of 2022

— W.F. West — WA State

Kindergarten Readiness

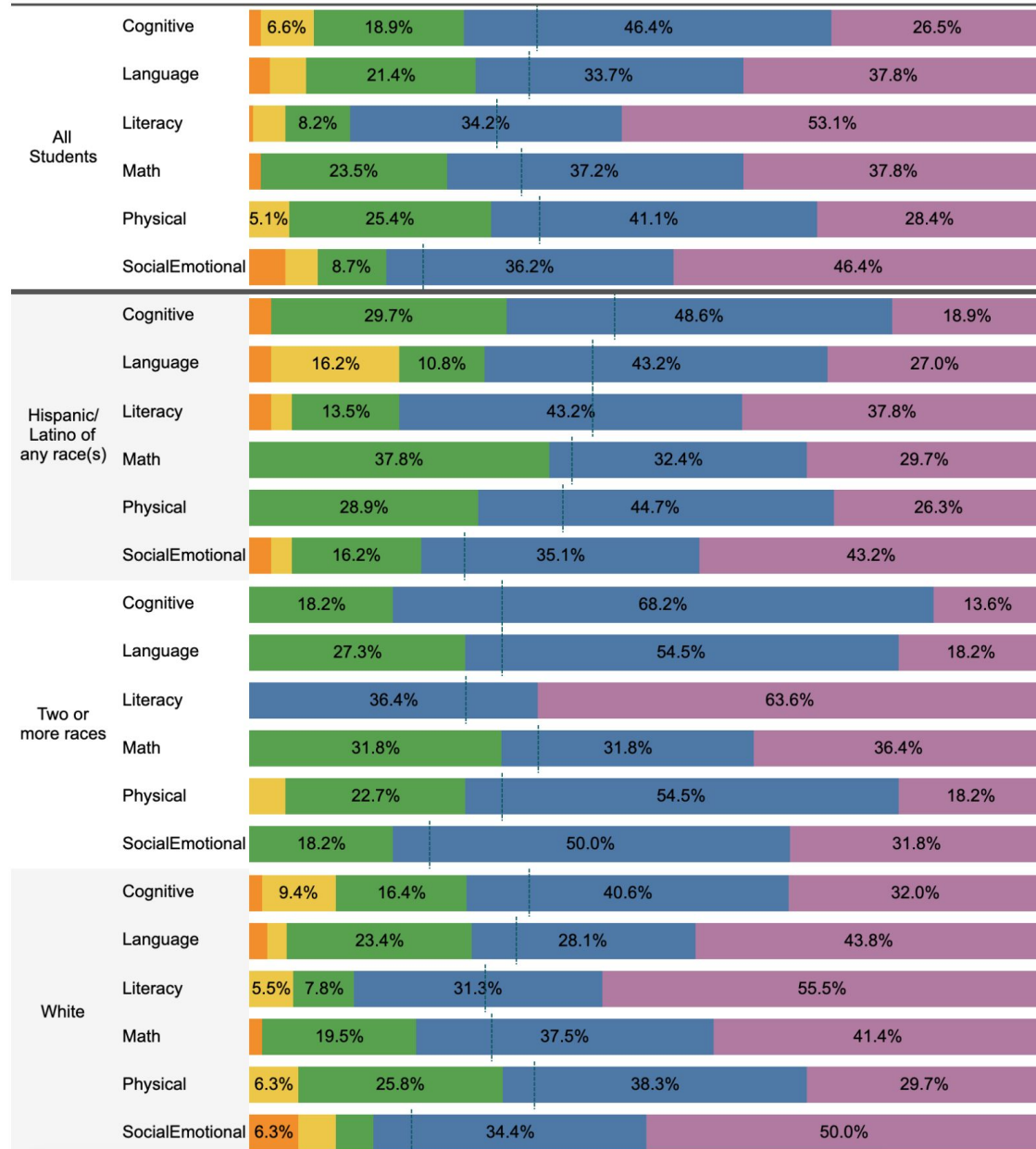
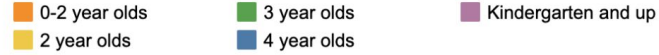


2012-13 2013-14 2014-15 2015-16 2016-17 2017-18 2018-19 2019-20 2021-22 2022-23

Kindergarten Readiness

Chehalis School District 2022-23

Demonstrating skills typical of



Surprising Areas of Concern:

Physical:

- Large and Fine Motor Skills

Cognitive:

- Remembering and connecting experiences
- Classification skills



Cornerstone

BUILDING FOUNDATIONS
FOR SUCCESS

Community Partners



For the community. For the future.



Grant Funded by



BUILDING Foundations for Success



Engage

Cornerstone will create partnerships with our parents, students, teachers and the community.



Support

Cornerstone will support families as they navigate the educational system while strengthening our culture for post-secondary education.



Educate

Cornerstone will provide education for students and families in order to reduce opportunity gaps.



Achieve

Cornerstone will walk alongside our Chehalis families as they explore educational opportunities leading to post secondary degrees and credentials.



Our SAI Goal

Our primary goal is to increase the percentage of Chehalis students going on to earn college degrees and certifications from 20 percent to 60 percent beginning with the W.F. West High School graduating class of 2022.

Student Achievement Steering Team

- 8 Staff Members
- Student Input
- BERC Recommendations

Timeline

Set new goal by the end of 2023 calendar year
Start communicating the new goal in January 2024





H2P - High School to Postsecondary

- What are the barriers preventing Washington's students from attaining postsecondary credentials?
- How can we better support them as they explore and navigate career pathways?
- What resources and supports do students need to ensure their aspirations become reality?





Chehalis SAI: Centralia College 2022-23 Annual Update

Oscar Escalante

10/5/2023



Enrollment at Centralia College

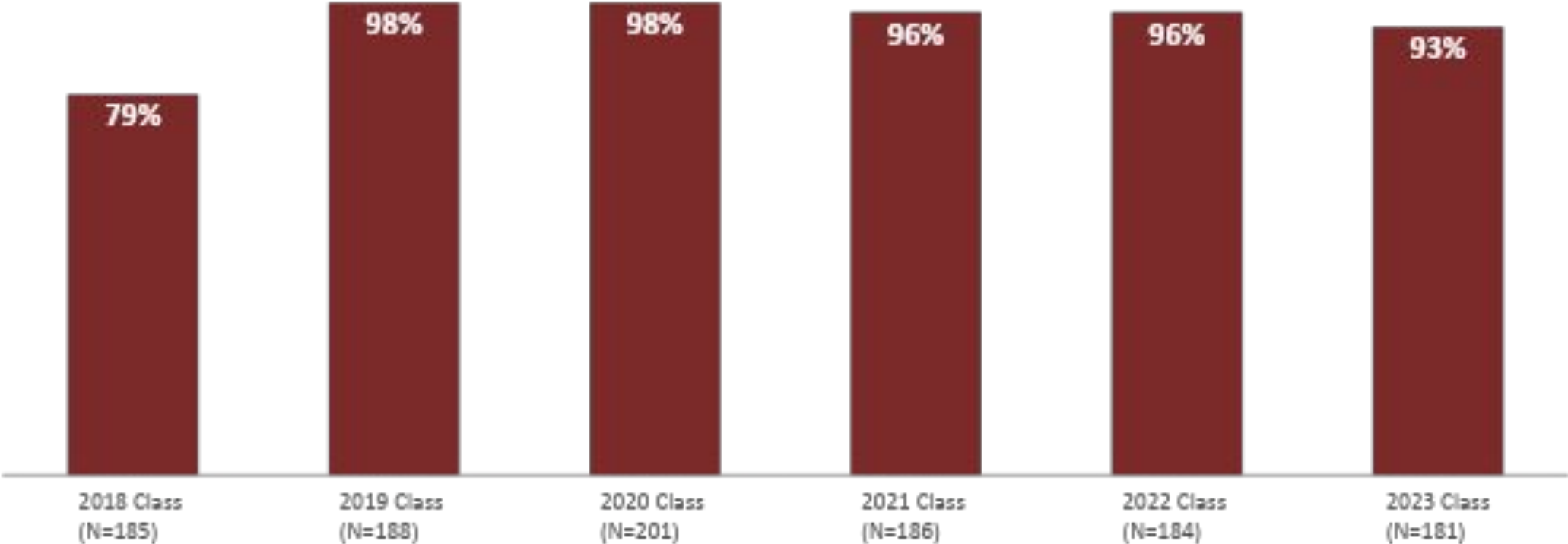
Definition of Terms

- **Admitted:** Students applied for admission to Centralia College and were admitted.
- **Enrolled:** Students registered and attended classes at Centralia College.

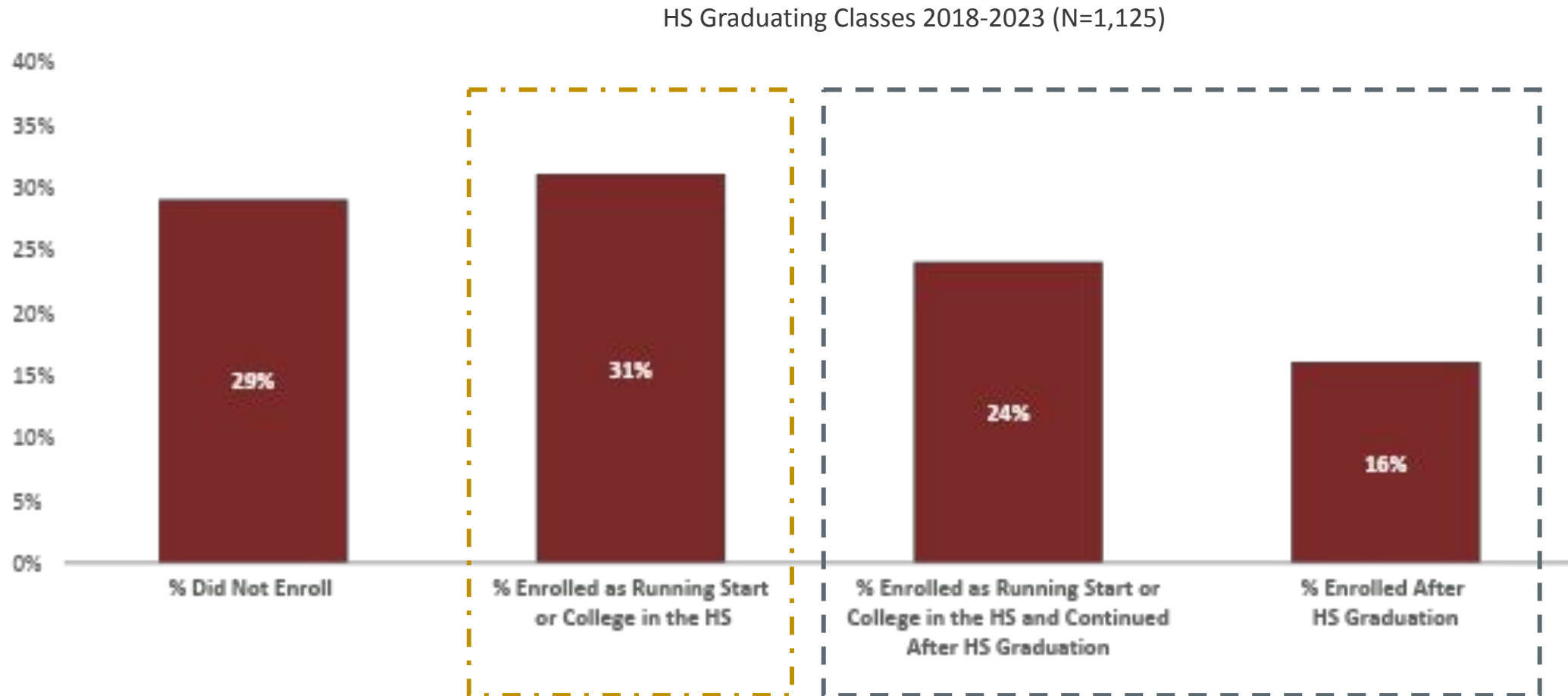


Majority of the Students Were Admitted to Centralia College

By HS Graduating Class

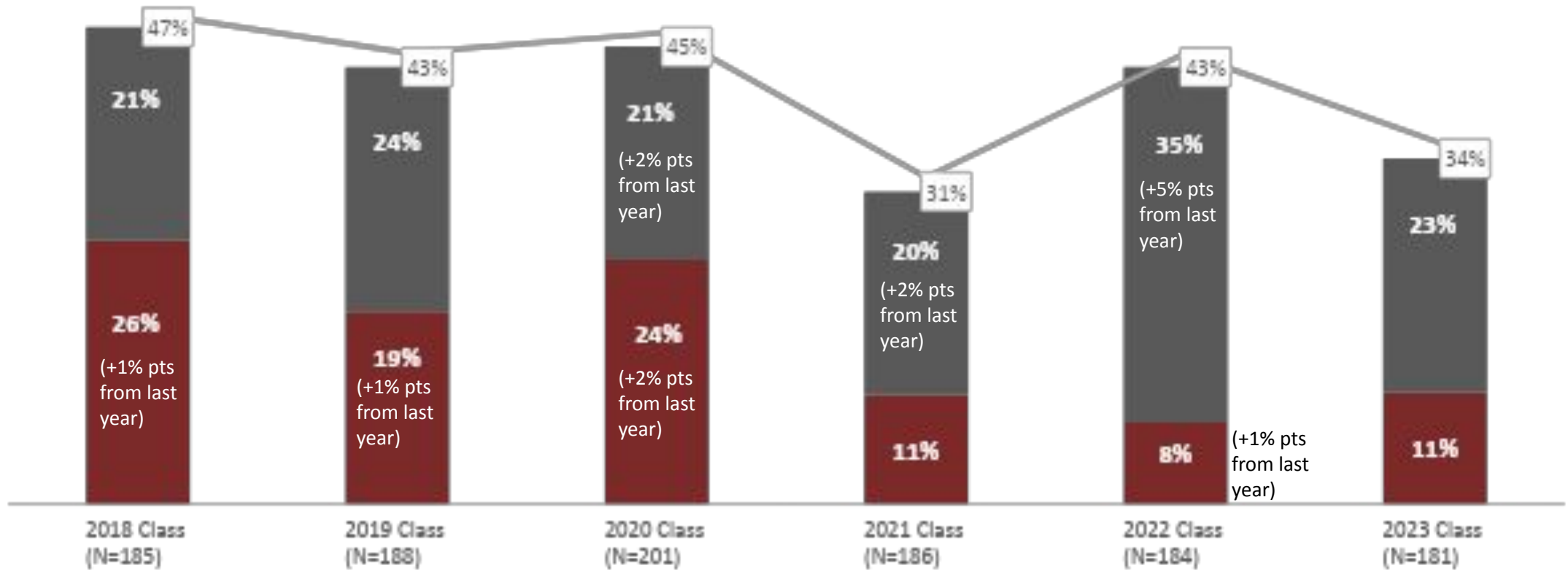


71% of Students Admitted Enrolled



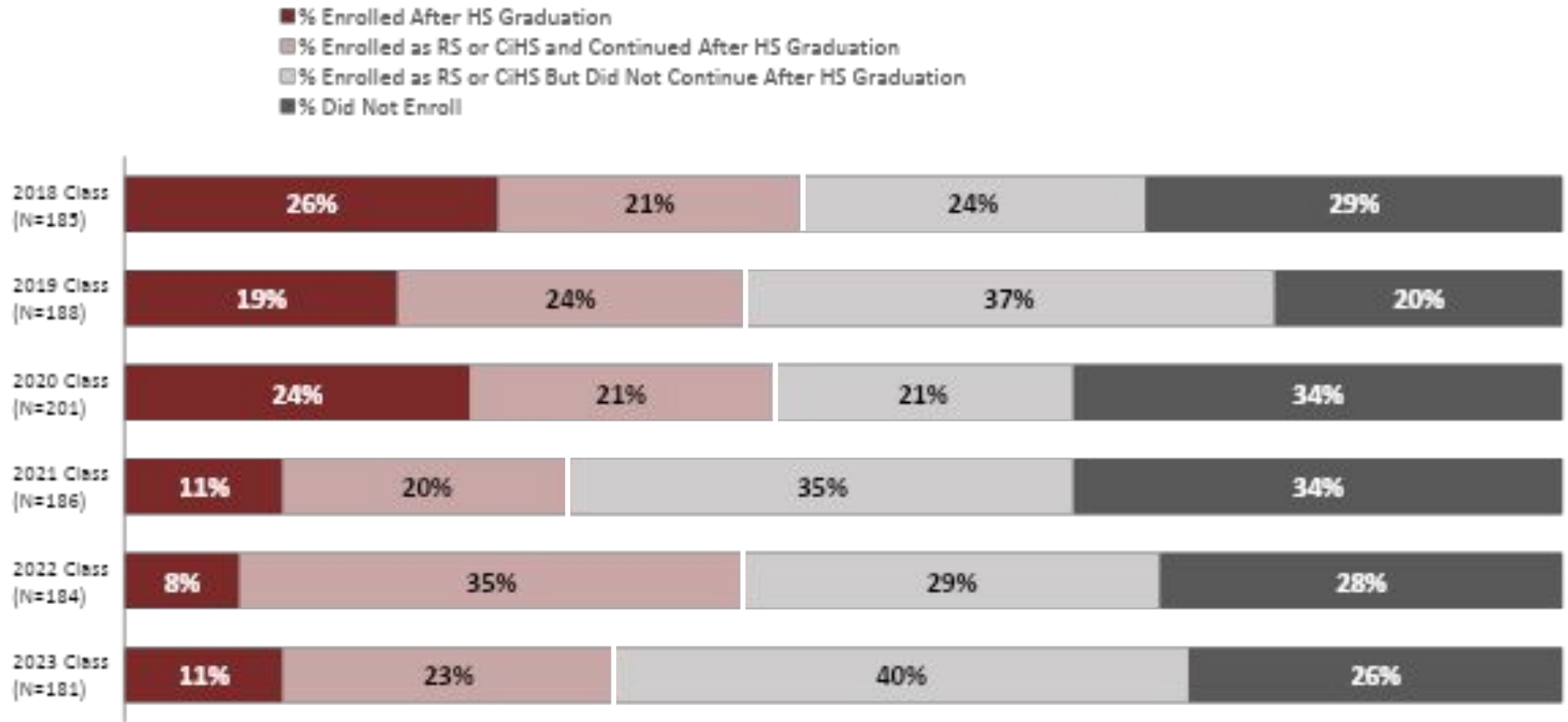
40% of Students Enrolled Post High School

By HS Graduating Class



- % Enrolled After HS Graduation
- % Enrolled as RS or CiHS and Continued After HS Graduation
- % WFW Graduates Enrolled at CC Post HS Graduation

Enrollment Summary

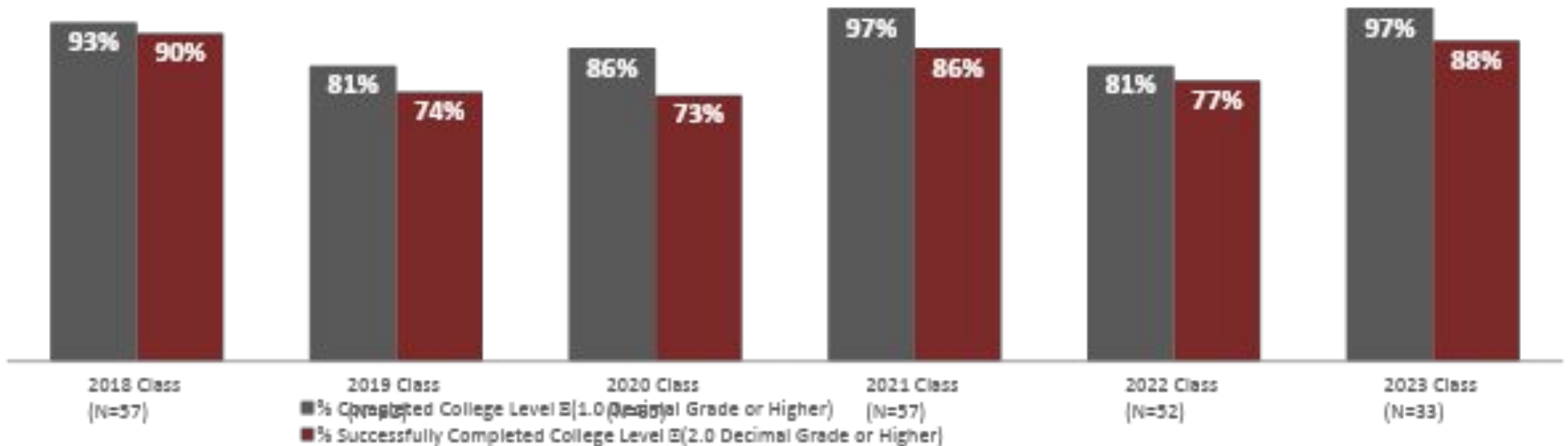




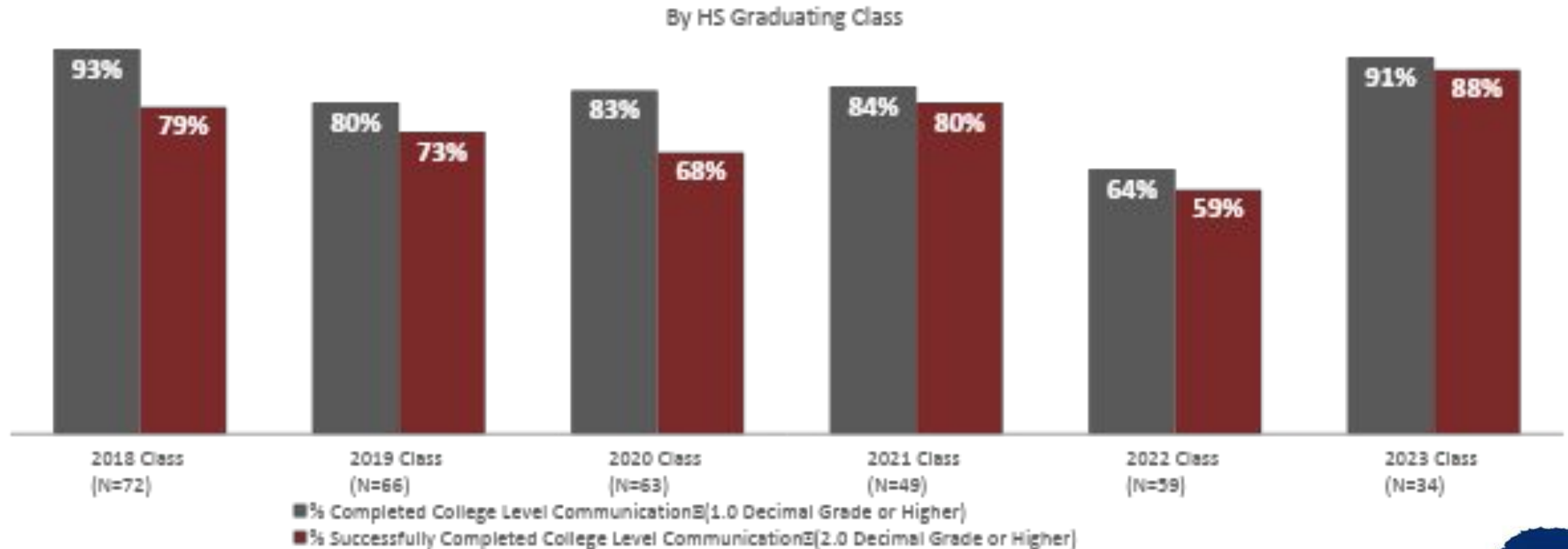
Student Outcomes

81% of Post HS Students Who Enrolled in College-Level Math Successfully Completed with a 2.0 Decimal Grade or Higher

By HS Graduating Class

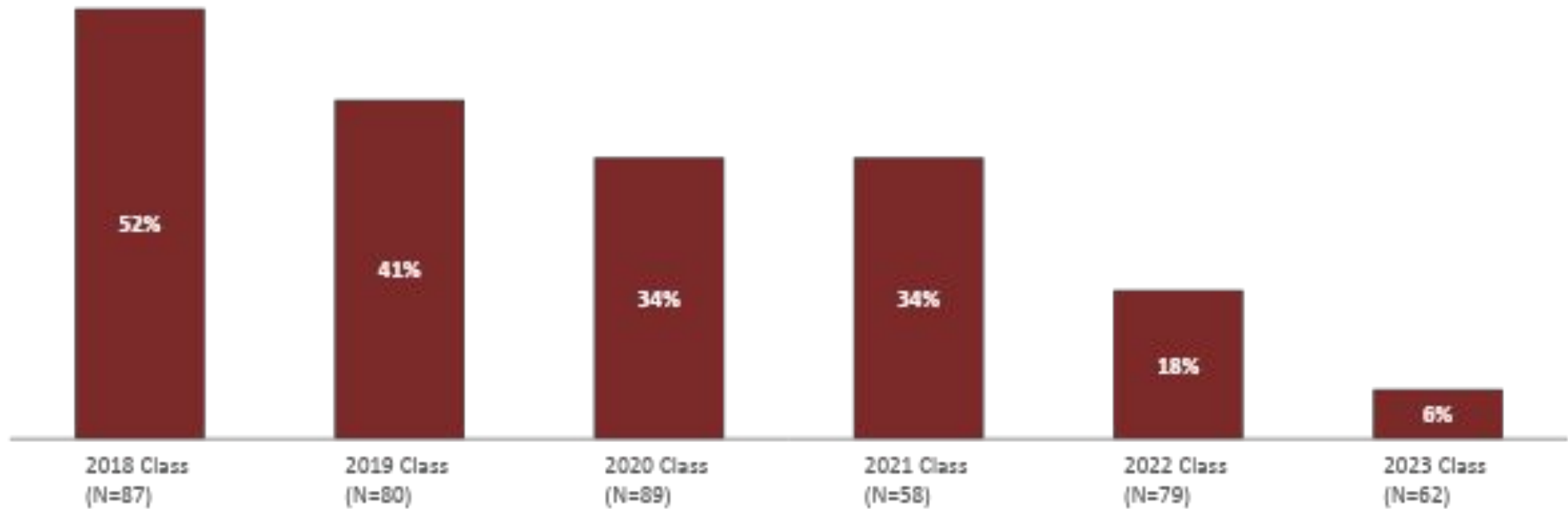


73% of Post HS Students Who Enrolled in College-Level Communication Successfully Completed with a 2.0 Decimal Grade or Higher

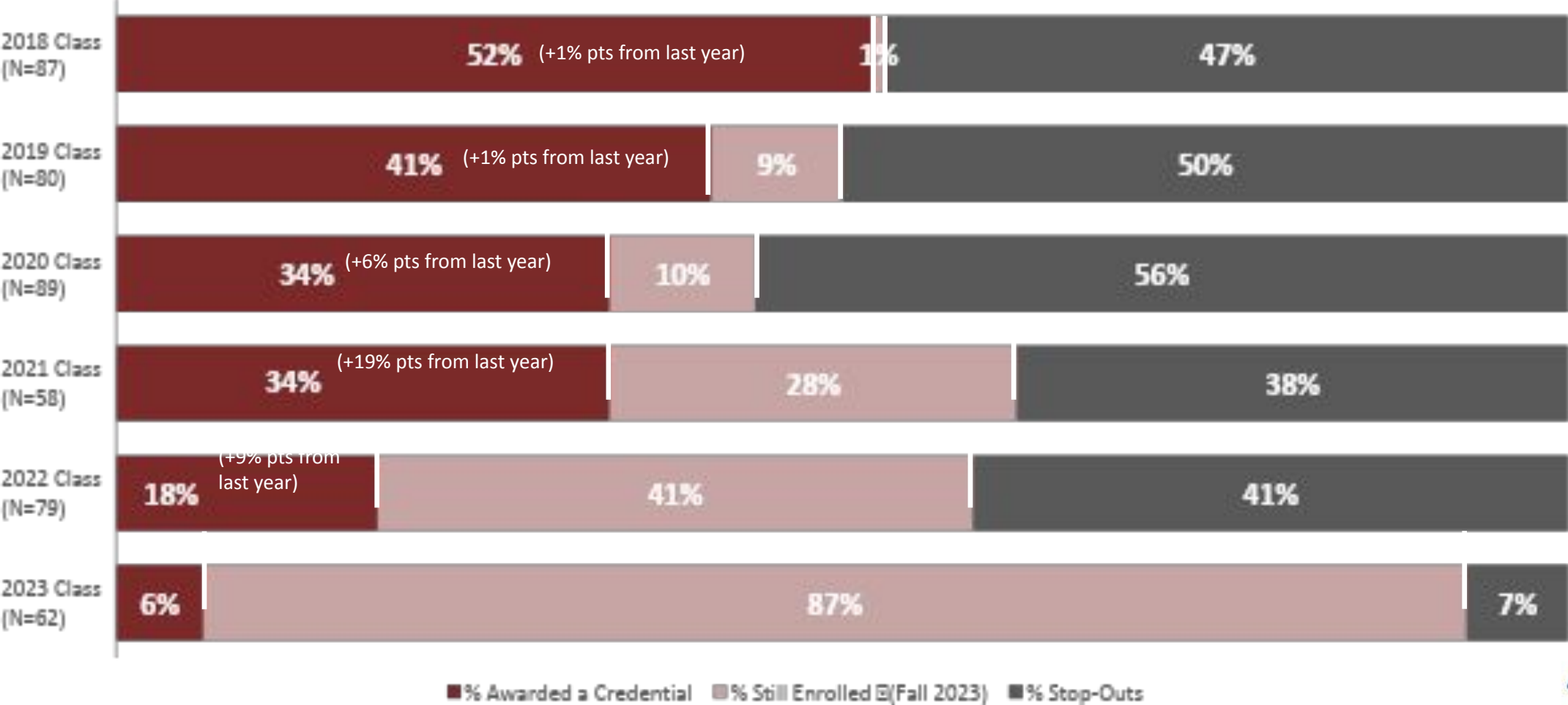


32% of Post HS Students Completed a Credential (Degree or Certificate)

By HS Graduating Class

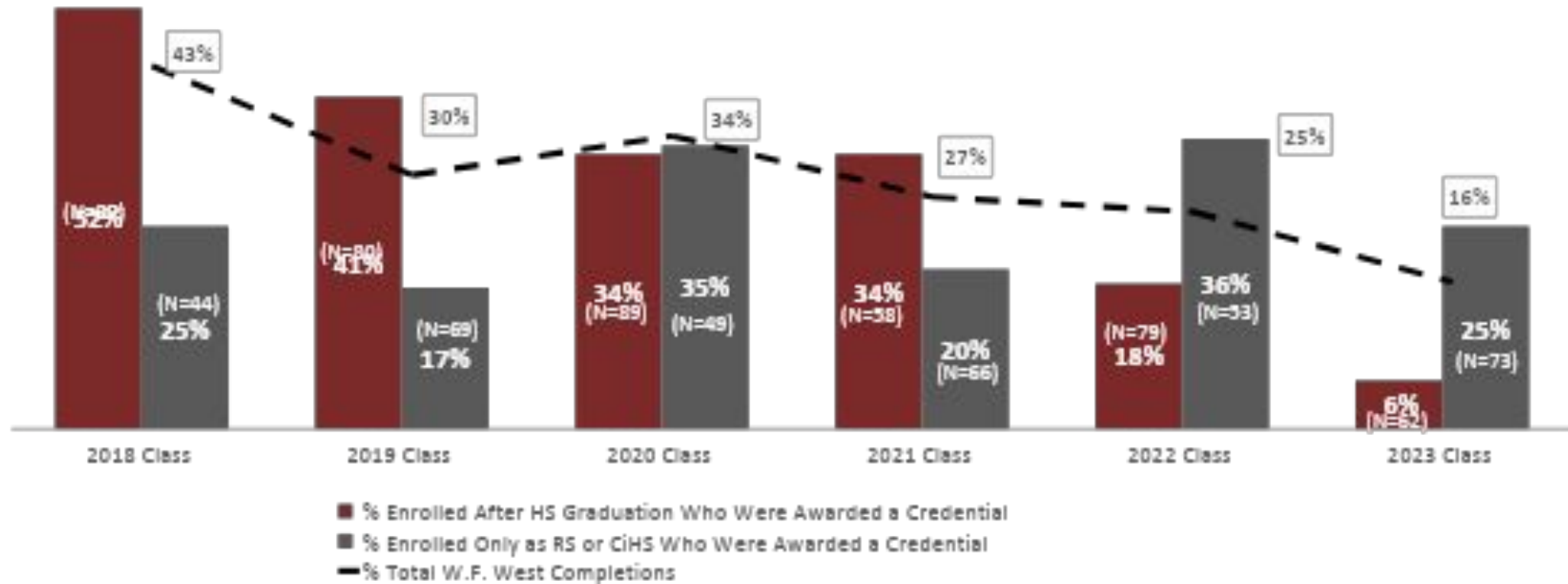


Success Outcome for Post HS Students



Completion of a Credential (Degree or Certificate) by All Students Who Enrolled

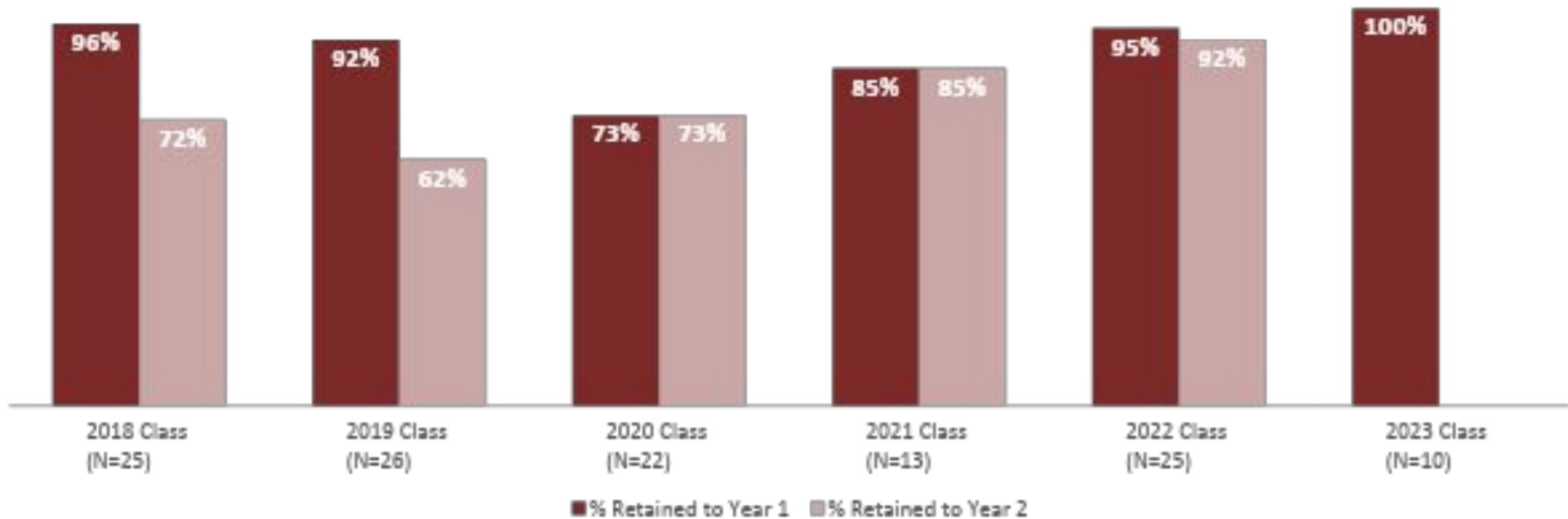
By HS Graduating Class





Summer Bridge Program

90% of Summer Bridge Participants Continued Their Enrollment





Questions?

Budget Adjustments



- Because of SB 5048, CiHS is now free for all public school students.
- We have a line item in our budget for College Level Courses/College Prep Assessments for \$50,000
- To be transparent we would like to change it to College Level Course Support/College Prep Assessments
- In 23-24, we would like to use \$30,000 to support college level courses, \$15,000 for College Prep Assessments, and move \$5,000 to the Data Review (BERC) line item
- Starting in 24-25, we propose for the College Level Course Support/College Prep Assessments budget be \$30,000, adding \$5000 to Data Review, and adding \$15,000 to PK-12 Math Achievement
- Starting in 23-24, \$25,000 for four years for the purpose of working with consultants
- Disbursement - Moved to August starting in August of 2024

Adjusted Budget



SAI Budget 2023-2028						
Category	2023-2024	2024-2025	2025-2026	2026-2027	2027-2028	TOTAL
Chehalis School District						
PreK-8 College Awareness	\$4,000.00	\$4,088.00	\$4,178.00	\$4,270.00	\$4,364.00	\$20,900.00
9-12 College Exposure/Awareness Activities	\$24,000.00	\$24,528.00	\$25,068.00	\$25,619.00	\$26,183.00	\$125,398.00
College Prep Advisor & Student Success Counselors	\$173,000.00	\$178,623.00	\$184,428.00	\$190,422.00	\$196,610.00	\$923,083.00
College Level Course Support/College Prep Assessments	\$45,000.00	\$30,000.00	\$30,660.00	\$31,334.52	\$32,023.88	\$169,018.40
PreK-12 Instructional Improvement (AVID, PTL, etc.)	\$100,000.00	\$102,200.00	\$104,448.40	\$90,000.00	\$85,000.00	\$481,648.40
Student Achievement TOSA	\$55,000.00	\$56,788.00	\$58,633.00	\$60,539.00	\$62,506.00	\$293,466.00
PreK-12 Summer Engagment	\$25,000.00	\$25,550.00	\$26,112.00	\$26,687.00	\$27,274.00	\$130,623.00
Data Review	\$17,000.00	\$17,374.00	\$17,756.23	\$18,146.87	\$18,546.10	\$88,823.19
PreK-12 Math Achievement (PD and Resources)	\$25,000.00	\$40,000.00	\$40,880.00	\$41,779.36	\$42,698.51	\$190,357.87
Consulting Expenses	\$25,000.00	\$25,000.00	\$25,000.00	\$25,000.00	\$0.00	\$100,000.00
SAI Specialist	\$114,995.00	\$118,732.34	\$122,591.14	\$126,575.35	\$130,689.05	\$613,582.88
SUB-TOTAL	\$607,995.00	\$622,883.34	\$639,754.77	\$640,373.10	\$625,894.53	\$3,136,900.73
Centralia College						
Retention Specialist	\$74,000.00	\$77,700.00	\$81,585.00	\$85,664.00	\$89,947.00	\$408,897.00
Program Participation Incentives	\$20,000.00	\$21,000.00	\$22,050.00	\$23,153.00	\$24,310.00	\$110,513.00
Program Events	\$16,000.00	\$16,800.00	\$17,640.00	\$18,522.00	\$19,448.00	\$88,410.00
Misc. Expenses	\$6,000.00	\$6,300.00	\$6,615.00	\$6,946.00	\$7,293.00	\$33,154.00
Summer Program	\$10,000.00	\$10,500.00	\$11,025.00	\$11,576.00	\$12,155.00	\$55,256.00
2 Student Employees	\$16,200.00	\$17,010.00	\$17,861.00	\$18,754.00	\$19,691.00	\$89,515.00
SUB-TOTAL	\$142,200.00	\$149,310.00	\$156,776.00	\$164,615.00	\$172,844.00	\$785,745.00
TOTAL	\$750,195.00	\$772,193.34	\$796,530.77	\$804,988.10	\$798,738.53	\$3,922,645.73

Closing Comments

