

# Spanish I

EMAIL: sandy.wilson@yourcharlotteschools.net

ROOM: LBHS 4-332

REMIND: Make sure to register, and link your cell phone so you will see all the messages!



Señora Sandy Wilson

## Course Goals and Syllabus

The goal of this course is to become a bit proficient in Spanish...the basics of course, basic vocabulary and basic conversation. As the year progresses, you will learn to communicate about different topics and for different purposes.


The way that you become more proficient is NOT to memorize vocabulary and just focus grammar, so we will NOT be doing that in class. We become more proficient in a language by understanding when we listen and read in a new language. When we understand what we hear and read, our brains take that language we are being exposed to and build a system of language in our heads—unconsciously! Basically, you will be learning Spanish in the same way that you learned your first language.

### YOUR GRADE:

|                         |     |
|-------------------------|-----|
| Reading                 | 20% |
| Listening comprehension | 20% |
| Writing performance     | 20% |
| Speaking performance    | 20% |
| Formative assessment    | 20% |

### We will ....

- listen to songs
- co-create stories
- discuss our lives
- watch short films
- read short stories and current events



Please bring these to class everyday!

- pencil or pen
- 3-ring binder
- Dividers to organize (4)
- lined paper
- open ears
- open mind
- GREAT ATTITUDE

In this class, most of your grade will be based on your performance on short, summative assessments: reading, writing, speaking, and listening tests. These will be short and should feel easy! Every assessment will be graded with a rubric, which will describe clear expectations for your performance on the assessment. Most important things for you to do is LISTEN WITH THE INTENT TO LEARN! Most daily activities that we do in class will be graded for completion or effort and will count toward your **formative** assessment grade.

*"To learn a language is to have one more window from which to look at the world." – Chinese Proverb*

We have a set of classroom texts, but should you like to have one for home, you are able check one out.

### QUARTER 1

Spanish Basics  
Somos 1 Units 1-3  
Hispanic Heritage Month

### QUARTER 2

Somos 1 4-6  
Universal Rights  
Mothers of the Plaza

### QUARTER 3

Somos 1 Units 7-9  
Manía Musical  
El hábito de San Antonio

### QUARTER 4

Somos 1 10-12  
Selected Readings

## ABSENCE POLICY

Your class will spend almost an hour each day acquiring language (the easy way!) and you may have to spend a similar amount of time at home to make up the learning that you have missed. Check with me on your first day back to see what work needs to be made up.

## TARDY POLICY

You are considered tardy to class if you are not in your seat when the bell rings. With each tardy, you will receive an extra assignment to make up for the class time that you missed. Your parents will be notified, and if the problem is ongoing, you will have disciplinary action.



*We will have a lot of fun !*




**AND NO TO THAT  
CELL PHONE!!!**

*We will make LOTS of mistakes, and laugh...that's how we learn!*

## LANGUAGE USE

If the teacher asks a question in Spanish, you must answer in Spanish. If they ask a question in English, you may answer in Spanish or English. If you **MUST** say something in English, you need to first ask, "¿En inglés, por favor?" Signs are all around the room for extra help and practice.



*We will laugh at lot at ourselves!*

## HOMEWORK & MAKE-UP WORK

If there is ever a time when you think that you did not perform to the level that you believe you are capable of on an assessment, you are welcome to redo the assessment. Please see me when you are ready to do that.

## SEATING

You will be assigned a new seat once or twice per quarter. Find a study buddy in the class. If you are absent, get notes and handouts from him or her. Speak Spanish to one another in class and check each other's work when appropriate. You are a team, and your goal is to help each other meet the class standards!


## ENTERING CLASS

These things should all be done before the bell rings:

- If you have store you binder in class, grab it as you come in. Be ready with that and a writing utensil. If you need the white boards and marker, I will let you know.
- Sit down at your seat. Begin working silently on your Campanada.

## REMIND CODES

Spanish I – 1<sup>st</sup> Period @spanlbhs11  
Spanish I – 2<sup>nd</sup> Period @spanlbhs12  
Spanish I – 5<sup>th</sup> Period @spanlbhs15  
Spanish I – 6<sup>th</sup> Period @spanlbhs16



## WHAT FACTORS MAKE UP MY GRADE?

**Reading – 20%** – How well do I understand written Spanish, in the context of the classroom?

**Listening – 20%** – How well do I understand spoken Spanish, in the context of the classroom?

**Writing – 20%** – How fluently and accurately can I write in Spanish, in the context of the classroom?

**Speaking – 20%** – How fluently and accurately can I speak in Spanish, in the context of the classroom?

**Formative – 20%** – Am I engaged such that I can acquire language? Daily activities, including your bellringer.