

Central Union High

Data submitted as of 8/21/2015 7:15 PM EDT. This PDF contains the entire LEA form with all questions and data elements shown, whether submitted or not. Data elements that have yet to be submitted are shown as "NS" for Not Submitted, while data elements that are skipped by the system display as "N/A" for Not Applicable. For purposes of calculated table totals, both "NS" and "N/A" are counted as 0.


SSPR: Students, Schools, & Programs

DATES

Report data from the 2013-14 school year. For most tables, the data reported should be based on a "Fall snapshot" of data from a single day between September 27 and December 31, 2013 inclusive. LEAs may choose any date within this time period. All data in this module should be reported using the same Fall snapshot date.

NOT APPLICABLE (NA) and ZERO (0) FILLS IN TABLES

The online tool remembers information that has been entered in other tables and modules and uses that information to fill related tables with either a Not Applicable (NA) code or zero (0) where appropriate. For example, if it is reported that a school does not have any females who are LEP, other tables that ask for counts of females who are LEP will be automatically filled with a zero.

Need more help with Skipped Field Warnings  (176 KB) (<https://surveys.nces.ed.gov/crdc/Content/Resources/SkippedFieldWarnings.docx>)? View the Data Tip.

Need more help with Features and Tips for Data Entry  (103 KB) (<https://surveys.nces.ed.gov/crdc/Content/Resources/FeaturesTipsforDataEntry.pdf>)? View the Data Tip.

SSPR-1: Count of Students

Instructions:

- Include students who are the responsibility of the LEA, regardless of whether students are served in LEA or non-LEA facilities.
- Include students in private schools if (and only if) they were placed there by the LEA for the purpose of providing free appropriate public education (FAPE).

For the Fall 2013 snapshot date, enter the overall student enrollment for the LEA. Include students in preschool and grades K-12 (or the ungraded equivalent).

- Count of Students:

SSPR-2: Count of Students Served in Non-LEA Facilities

Instructions:

- Non-LEA facilities may be public or private.

For the Fall 2013 snapshot date, enter the number of students in preschool and grades K-12 (or the ungraded equivalent) who were enrolled in the LEA, and who were being served in non-LEA facilities.

- Count of Students Served in Non-LEA Facilities : Students served in Non-LEA facilities:

SSPR-3: Count of Schools

Instructions:

- Include all facilities where students attend.
- Include charter schools that were under the governance of the LEA.

For the Fall 2013 snapshot date, enter the number of public schools that were under the governance of the LEA.

- Count of Public Schools in the LEA:

SSPR-4: Early Childhood Program Indicator

Instructions:

- Include early child programs and services for IDEA or non-IDEA children birth through age 2.

For the Fall 2013 snapshot date, was the LEA providing early childhood services, in either LEA or non-LEA facilities, to children birth through age 2?

- Early Childhood Program Indicator : Does the LEA provide early childhood services to children birth through age 2?:

SSPR-5: Early Childhood Program for Non-IDEA Children

For the Fall 2013 snapshot date, was the LEA providing early childhood services, in either LEA or non-LEA facilities, to non-IDEA children birth through age 2?

- Non-IDEA Early Childhood Program Indicator:

SSPR-6: Preschool Program Provided by the LEA Indicator

Instructions:

- Include preschool programs and services for IDEA or non-IDEA children ages 3 through 5.

For the Fall 2013 snapshot date, was the LEA providing one or more preschool services, in either LEA or non-LEA facilities, to children ages 3 through 5?

- Preschool Program Provided by the LEA Indicator : Does the LEA provide preschool services or programs that serve children ages 3 through 5?:

SSPR-7: Preschool Daily Length and Cost

Instructions:

- Indicate the daily length(s) and cost(s) associated with the LEA's preschool services for children ages 3 through 5.

For the Fall 2013 snapshot date, indicate the type of LEA preschool service(s) or program(s), in either LEA or non-LEA facilities, that were serving children ages 3 through 5. Please select "Yes" or "No" for each option.

	Yes/No
Full-day preschool and no charge to parent(s)/guardian	N/A
Full-day preschool and partial or full charge to parent(s)/guardian	N/A
Part-day preschool and no charge to parent(s)/guardian	N/A
Part-day preschool and partial or full charge to parent(s)/guardian	N/A

SSPR-8: Preschool Age for Non-IDEA Children

For the Fall 2013 snapshot date, indicate whether any of the LEA preschool service(s) or program(s), in either LEA or non-LEA facilities, were serving non-IDEA children in the ages specified below. Please select "Yes" or "No" for each option.

	Yes/No
Children age 3 years	N/A
Children age 4 years	N/A
Children age 5 years	N/A

SSPR-9: Preschool Children Served

Instructions:

- Include IDEA and Non-IDEA children.

For the Fall 2013 snapshot date, enter the number of 3, 4 and 5-year old students who were being served in the LEA's preschool service(s) or program(s), either in LEA or non-LEA facilities.

	Number
Children age 3 years served	N/A
Children age 4 years served	N/A
Children age 5 years served	N/A

SSPR-10: Preschool Eligibility - All Children

For the Fall 2013 snapshot date, were the LEA's preschool service(s) or program(s), in either LEA or non-LEA facilities, being offered to all children?

- Preschool Eligibility - All Children : Does the LEA offer its preschool service(s) or program(s) to all children?:

SSPR-11: Preschool Eligibility - Student Groups

For the Fall 2013 snapshot date, indicate whether the LEA's preschool service(s) or program(s), in either LEA or non-LEA facilities, were being offered to children with disabilities (IDEA), children in Title I schools, and/or children from low income families. Please select "Yes" or "No" for each option.

	Yes/No
Children with disabilities (IDEA)	N/A
Children in Title I schools	N/A
Children from low income families	N/A

SSPR-12: Kindergarten Program Indicator

For the Fall 2013 snapshot date, was the LEA providing one or more kindergarten programs that served any students?

- Kindergarten Program Indicator : Does the LEA provide one or more kindergarten programs that serve any students?:

SSPR-13: Kindergarten Daily Length and Cost

For the Fall 2013 snapshot date, indicate the type of LEA kindergarten program(s) that were serving students. Please select "Yes" or "No" for each option.

	Yes/No
Full-day kindergarten and no charge to parent(s)/guardian	N/A
Full-day kindergarten and partial or full charge to parent(s)/guardian	N/A
Part-day kindergarten and no charge to parent(s)/guardian	N/A
Part-day kindergarten and partial or full charge to parent(s)/guardian	N/A


CRCO: Civil Rights Coordinator/Desegregation Plan


DATES

The data reported should be based on a "Fall snapshot" of data from a single day between September 27 and December 31, 2013 inclusive. LEA's may choose any date within this time period. All data in this module should be reported using the same Fall snapshot date.

NOT APPLICABLE (NA) and ZERO (0) FILLS IN TABLES

The online tool remembers information that has been entered in other tables and modules and uses that information to fill related tables with either a Not Applicable (NA) code or zero (0) where appropriate. For example, if it is reported that a school does not have any females who are LEP, other tables that ask for counts of females who are LEP will be automatically filled with a zero.

Need more help with Skipped Field Warnings  (176 KB) (<https://surveys.nces.ed.gov/crdc/Content/Resources/SkippedFieldWarnings.docx>)? [View the Data Tip.](#)

Need more help with Features and Tips for Data Entry  (103 KB) (<https://surveys.nces.ed.gov/crdc/Content/Resources/FeaturesTipsforDataEntry.pdf>)? [View the Data Tip.](#)

CRCO-1: Civil Rights Coordinators Indicator

For the Fall 2013 snapshot date, indicate whether the LEA had one or more responsible employees (either part-time or full-time) acting as civil rights coordinator(s). Please select "yes" or "no" for each option.

	Yes/No
Sex (Title IX)	Yes
Race, color, or national origin (Title VI)	Yes
Disability (Section 504 and/or Title II)	Yes

CRCO-2: Civil Right Coordinators Contact Information

Enter the contact information (name, email address, and phone number) for the civil rights coordinator(s) that were identified in CRCO-2. If the LEA has more than one coordinator for a specific civil rights law, provide the contact information for the lead coordinator.

	First Name	Last Name	Phone	Email
Sex (Title IX)	Craig	Lyon	760-336-4193	clyon@cuhsd.net
Race, color, or national origin (Title VI)	Sheri	Hart	760-336-4530	shart@cuhsd.net
Disability (Section 504 and/or Title II)	Albert	Raczka	760-336-4316	craczka@cuhsd.net

CRCO-3: Desegregation Order or Plan

For the Fall 2013 snapshot date, was the LEA covered by a desegregation order or plan?

- Desegregation Order or Plan : Is the LEA covered by a desegregation order or plan?:


HIBD: Harassment & Bullying

DATES

The data reported should be based on a "Fall snapshot" of data from a single day between September 27 and December 31, 2013 inclusive. LEA's may choose any date within this time period. All data in this module should be reported using the same Fall snapshot date.

NOT APPLICABLE (NA) and ZERO (0) FILLS IN TABLES

The online tool remembers information that has been entered in other tables and modules and uses that information to fill related tables with either a Not Applicable (NA) code or zero (0) where appropriate. For example, if it is reported that a school does not have any females who are LEP, other tables that ask for counts of females who are LEP will be automatically filled with a zero.

Need more help with Skipped Field Warnings  (176 KB) (<https://surveys.nces.ed.gov/crdc/Content/Resources/SkippedFieldWarnings.docx>)? View the Data Tip.

Need more help with Features and Tips for Data Entry  (103 KB) (<https://surveys.nces.ed.gov/crdc/Content/Resources/FeaturesTipsforDataEntry.pdf>)? View the Data Tip.

KEY DEFINITIONS

- [Harassment or bullying on the basis of sex](#)
- [Harassment or bullying on the basis of race, color, or national origin](#)
- [Harassment or bullying on the basis of disability](#)

HIBD-1: Harassment or Bullying Policy Indicator

Instructions:

- Written policy (or policies) must be for ALL basis categories.

For the [Fall 2013 snapshot date](#), did the LEA have a written policy (or policies) prohibiting discriminatory harassment or bullying of students on the [basis of sex](#), [race/color/national origin](#), and [disability](#)?

- Harassment or Bullying Policy Indicator:

HIBD-2: Harassment or Bullying Policy Web Link Indicator

For the [Fall 2013 snapshot date](#), did the LEA have a web link to its written policy (or policies) prohibiting discriminatory harassment or bullying of students on the [basis of sex](#), [race/color/national origin](#), and [disability](#)?

- Harassment or Bullying Policy Web Link Indicator:

HIBD-3: Harassment or Bullying Policy Web Link

Enter the web link to the LEA's written policy (or policies) prohibiting discriminatory harassment or bullying of students on the [basis of sex](#), [race/color/national origin](#), and [disability](#).

- Harassment or Bullying Policy Web Link : Web Link:


DSED: Distance Education


DATES

Report a cumulative count based on the entire 2013-14 regular school year, not including intersession or summer.

NOT APPLICABLE (NA) and ZERO (0) FILLS IN TABLES

The online tool remembers information that has been entered in other tables and modules and uses that information to fill related tables with either a Not Applicable (NA) code or zero (0) where appropriate. For example, if it is reported that a school does not have any females who are LEP, other tables that ask for counts of females who are LEP will be automatically filled with a zero.

Need more help with Skipped Field Warnings  (176 KB) (<https://surveys.nces.ed.gov/crdc/Content/Resources/SkippedFieldWarnings.docx>)? View the Data Tip.

Need more help with Features and Tips for Data Entry  (103 KB) (<https://surveys.nces.ed.gov/crdc/Content/Resources/FeaturesTipsforDataEntry.pdf>)? View the Data Tip.

SPECIAL INSTRUCTIONS

The LEA should provide a response regardless of where the courses originated. However, distance education courses that students take independently or that are provided by entities outside the control of the LEA should not be considered unless the LEA has access to enrollment and monitoring information for those courses.

KEY DEFINITIONS

- [Distance education courses](#)

DSED-1: Distance Education Enrollment Indicator

Did the LEA have any students in GRADES K-12 (or the ungraded equivalent) who were enrolled in any distance education courses during the 2013-14 school year?

- Distance Education Enrollment Indicator: Does the LEA have any students enrolled in any distance educational courses?:

DSED-2: Distance Education Enrollment

Enter the number of students in GRADES K-12 (or the ungraded equivalent) who were enrolled in at least one distance education course during the 2013-14 school year, by their race/ethnicity, LEP, and IDEA status.

	Hispanic	Amer. Indian / Alaska Native	Asian	Native Hawaiian / Pacific Isldr	Black	White	Two or more races	Total
Males who were enrolled in a distance education course:	353	0	3	1	2	6	1	366
Females who were enrolled in a distance education course:	259	0	3	1	3	7	0	273
Total number of students who were enrolled in a distance education course:	612	0	6	2	5	13	1	639

Distance Education Enrollment - LEP

	LEP
LEP males who were enrolled in a distance education course:	184
LEP females who were enrolled in a distance education course:	127
Total number of LEP students who were enrolled in a distance education course:	311

Distance Education Enrollment - IDEA

	Students with Disabilities (IDEA)
Males with disabilities who were enrolled in a distance education course:	17
Females with disabilities who were enrolled in a distance education course:	7
Total students with disabilities (IDEA) who were enrolled in a distance education course:	24


GEDX: GED

DATES

Report a cumulative count based on the entire 2013-14 regular school year, not including intersession or summer.

NOT APPLICABLE (NA) and ZERO (0) FILLS IN TABLES

The online tool remembers information that has been entered in other tables and modules and uses that information to fill related tables with either a Not Applicable (NA) code or zero (0) where appropriate. For example, if it is reported that a school does not have any females who are LEP, other tables that ask for counts of females who are LEP will be automatically filled with a zero.

Need more help with Skipped Field Warnings  (176 KB) (<https://surveys.nces.ed.gov/crdc/Content/Resources/SkippedFieldWarnings.docx>)? View the Data Tip.

Need more help with Features and Tips for Data Entry  (103 KB) (<https://surveys.nces.ed.gov/crdc/Content/Resources/FeaturesTipsforDataEntry.pdf>)? View the Data Tip.

SPECIAL INSTRUCTIONS

The LEA may provide the GED preparation program by contracting with another entity to provide program services to students. A GED preparation program that is operated by a non-LEA facility that has been contracted by the LEA is considered an LEA-provided program.

Do not include students who participated in a GED preparation program that was not contracted or provided by the LEA, even if the LEA recommended that these students enroll in the non-LEA program.

KEY DEFINITIONS

- General Educational Development (GED) preparation program

GEDX-1: GED Preparation Program Provided by the LEA Indicator

Did the LEA provide a GED preparation program, either in LEA or non-LEA facilities, for STUDENTS AGES 16 THROUGH 19 during the 2013-14 school year?

- GED Preparation Program Provided by the LEA Indicator: Does the LEA operate a GED preparation program for students ages 16-19?:

GEDX-2: GED Preparation Program Student Participation

Instructions:

- Do NOT include students who participated in a GED preparation program that was not provided by the LEA, even if the LEA recommended that these students enroll in the non-LEA provided program.

Enter the number of students ages 16 through 19 who participated in the GED preparation program operated by the LEA during the 2013-14 school year, by their race/ethnicity, LEP, and IDEA status.

	Hispanic	Amer. Indian / Alaska Native	Asian	Native Hawaiian / Pacific Islr	Black	White	Two or more races	Total
Males who participated in GED programs:	N/A	N/A	N/A	N/A	N/A	N/A	N/A	0
Females who participated in GED programs:	N/A	N/A	N/A	N/A	N/A	N/A	N/A	0
Total number of students who participated in GED programs:	0	0	0	0	0	0	0	0

Participation in the GED Preparation Program - LEP

	LEP
LEP males who participated in GED programs:	N/A
LEP females who participated in GED programs:	N/A
Total number of LEP students who participated in GED programs:	0

Participation in the GED Preparation Program - IDEA

	Students with Disabilities (IDEA)
Males with disabilities who participated in GED programs:	N/A
Females with disabilities who participated in GED programs:	N/A
Total students with disabilities (IDEA) who participated in GED programs:	0

GEDX-3: GED Preparation Program Credentials

Instructions:

- Count ONLY students who were enrolled in the GED preparation program operated by the LEA (i.e., the students who were reported in GED-2).

Enter the number of students (ages 16 through 19) who succeeded on the GED Test and received a high school equivalency credential during the 2013-14 school year, by their race/ethnicity, LEP, and IDEA status.

	Hispanic	Amer. Indian / Alaska Native	Asian	Native Hawaiian / Pacific Islr	Black	White	Two or more races	Total
Males who received a high school equivalency:	N/A	N/A	N/A	N/A	N/A	N/A	N/A	0
Females who received a high school equivalency:	N/A	N/A	N/A	N/A	N/A	N/A	N/A	0
Total number of students who received a high school equivalency:	0	0	0	0	0	0	0	0

GED Preparation Program Credentials - LEP

	LEP
LEP Males who received a high school equivalency:	N/A
LEP Females who received a high school equivalency:	N/A
Total number of LEP students who received a high school equivalency:	0

GED Preparation Program Credentials - IDEA

	Students with Disabilities (IDEA)
Males with disabilities who received a high school equivalency:	N/A
Females with disabilities who received a high school equivalency:	N/A
Total students with disabilities (IDEA) who received a high school equivalency:	0