

IMPORTANT BUS INFORMATION AND RULES

Stops are established according to State law and regulations and are approved by the Board of Education.


- For the safety of the students, it must be the same stop 5 days a week.
- No law requires a parent to see a bus stop from home. Students in Ohio may be assigned to a bus stop up to one-half mile from their home.
- Our responsibility for the safety of your child ends when we drop the child off at the designated stop. You and your child should have an alternate plan in place if you cannot be at the stop to meet them.
- Your child should be Outside at the bus stop 5 minutes prior to the estimated arrival time.
- Parents may accompany students to the stop in the morning and meet the bus in the afternoon. Please arrive 5 minutes before the bus is scheduled.
- Please dress students appropriately for the weather conditions.
- Students are assigned to the closest group stop in the morning and the afternoon.
- Safety of the students is the first concern of the driver. Students must obey the driver's instructions at all times.
- Do not push, yell or throw items while at the bus stop or on the bus.
- Keep the aisles clear, stay seated and use your inside voice.
- Cell phone use is not allowed on the school bus.
- Any large items must be able to be held on your child's lap.

Canton City School District Transportation



Please read the information contained in this brochure to learn how to obtain your child's bus information and how to use the My Stop App





WELCOME TO BUS STOP INFORMATION


Please follow the instructions below to access
Your child's bus stop information.

Type this link into your web browser:

<http://drive.ccsdistrict.org/elinkrp/Login.aspx?>

You will be directed to the screen below:

Tyler's Versatrans e-Link

 User Name

Password

Authenticate using Network Credentials

Login

Forgot your [username](#) or [password](#)?

Please note: All times are approximate and are subject to change as needed throughout the school year.

- Please have your child at the stop at least 5 mins prior to bus arrival.
- If you have students at other schools, you will have to log out and refresh the page with each student's ID.

VERSATRANS e-LINK ONLINE INFORMATION SYSTEM


Work with Students .

Find students, view student information.

Set Options

Set user specific options and preferences.

WELCOME TO MY STOP APP



INSTRUCTIONS FOR ACCESSING THE MY STOP MOBILE APP

To download the app onto your smartphone:

- ❖ Launch the App Store on your iPhone or Google PlayStore for Android phones.
- ❖ Search for “**VERSATRANS MY STOP**” by Tyler Technologies, Inc.
- ❖ Install App
- ❖ Launch the App from your home screen.
- ❖ Select the “**TAP TO SELECT A SCHOOL DISTRICT**” button.
- ❖ This brings up a “**CLOSEST DISTRICTS**” list
- ❖ Select the “**Canton City Schools**”
- ❖ Enter your student's username (**first name.last name**) and password is your student's birthdate (**mmddyyyy**) to log in.
- ❖ The main screen of the app will display a map of the district
- ❖ You will see a yellow arrow on the screen that indicates where your student's bus currently is & if there is a planned route for the current time.
- ❖ If you do not see an arrow, there will be a message that states “no active routes found.” This means that the student's bus is not on the road at this time or that you have selected a student who does not receive school transportation or the GPS system may be down.
- ❖ To swap between siblings without logging out, tap the student's name at the top left to bring up the list of all related students.

**ROUTE INFORMATION WILL ONLY BE AVAILABLE 30 MINUTES
PRIOR TO THE SCHEDULED PICK UP OR DROP OFF.**