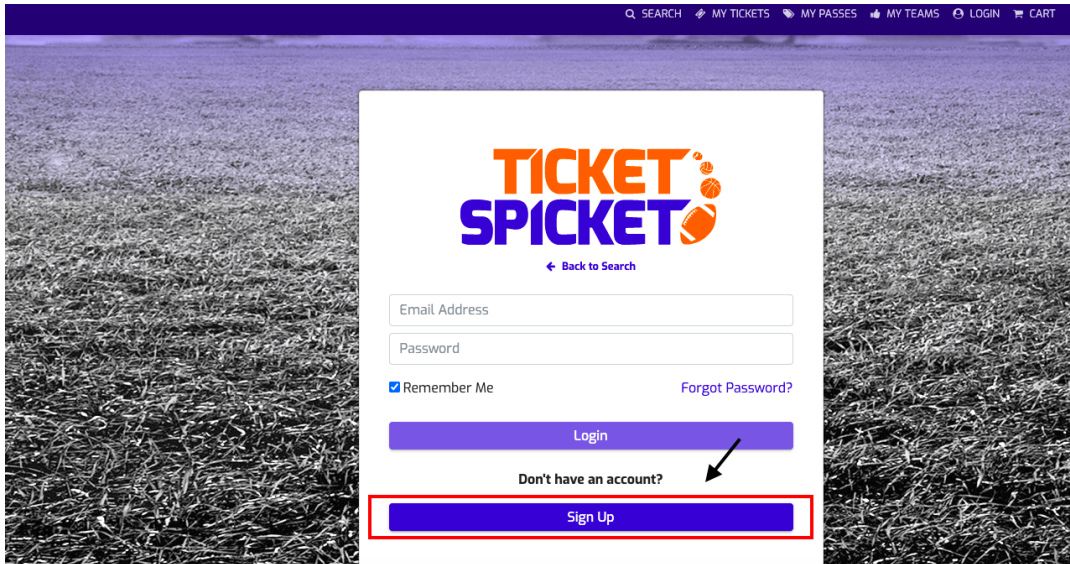


How to Create Ticket Spicket Account and Purchase Tickets

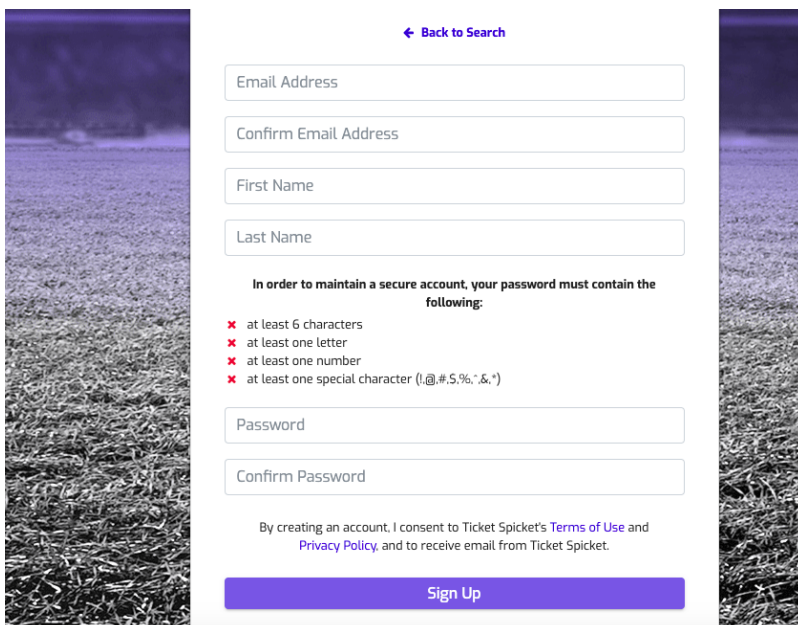
Step 1: Open internet browser and type <https://events.ticketspicket.com/auth>

Step 2: Select "Sign Up"



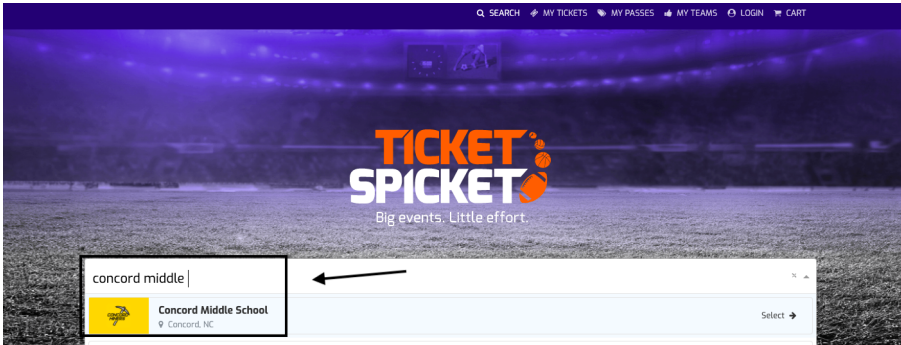
The screenshot shows the Ticket Spicket authentication page. At the top, there is a navigation bar with links for SEARCH, MY TICKETS, MY PASSES, MY TEAMS, LOGIN, and CART. The main content area features the Ticket Spicket logo, a "Back to Search" link, and a login form with fields for Email Address and Password. There are checkboxes for "Remember Me" and a "Forgot Password?" link. A "Login" button is present, and below it is a link that says "Don't have an account?". The "Sign Up" button is highlighted with a red rectangular box, and an arrow points to it from the "Don't have an account?" link.

Step 3: Enter email address and create password

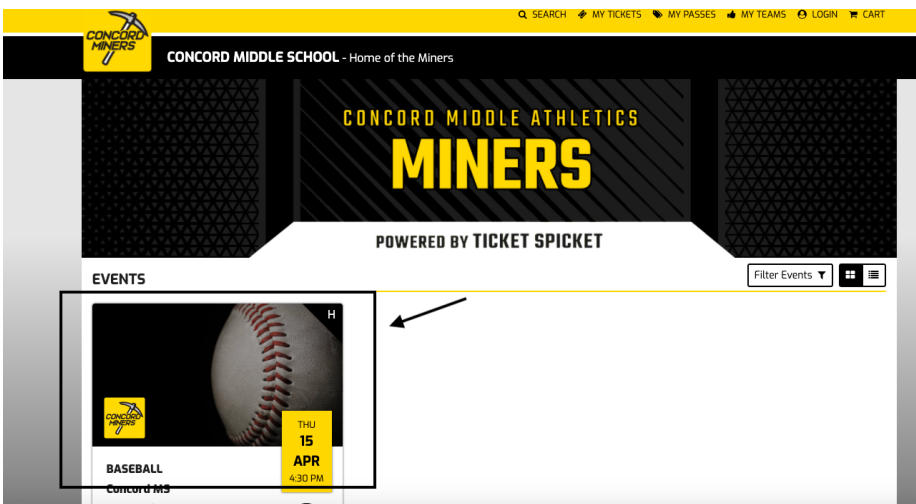


The screenshot shows the sign-up form. It includes a "Back to Search" link at the top. The form has fields for Email Address, Confirm Email Address, First Name, and Last Name. Below these fields, there is a section titled "In order to maintain a secure account, your password must contain the following:" with a list of requirements: at least 6 characters, at least one letter, at least one number, and at least one special character (characters like !, @, #, \$, %, ^, &, *). There are fields for Password and Confirm Password. At the bottom, there is a checkbox for "By creating an account, I consent to Ticket Spicket's Terms of Use and Privacy Policy, and to receive email from Ticket Spicket." and a "Sign Up" button.

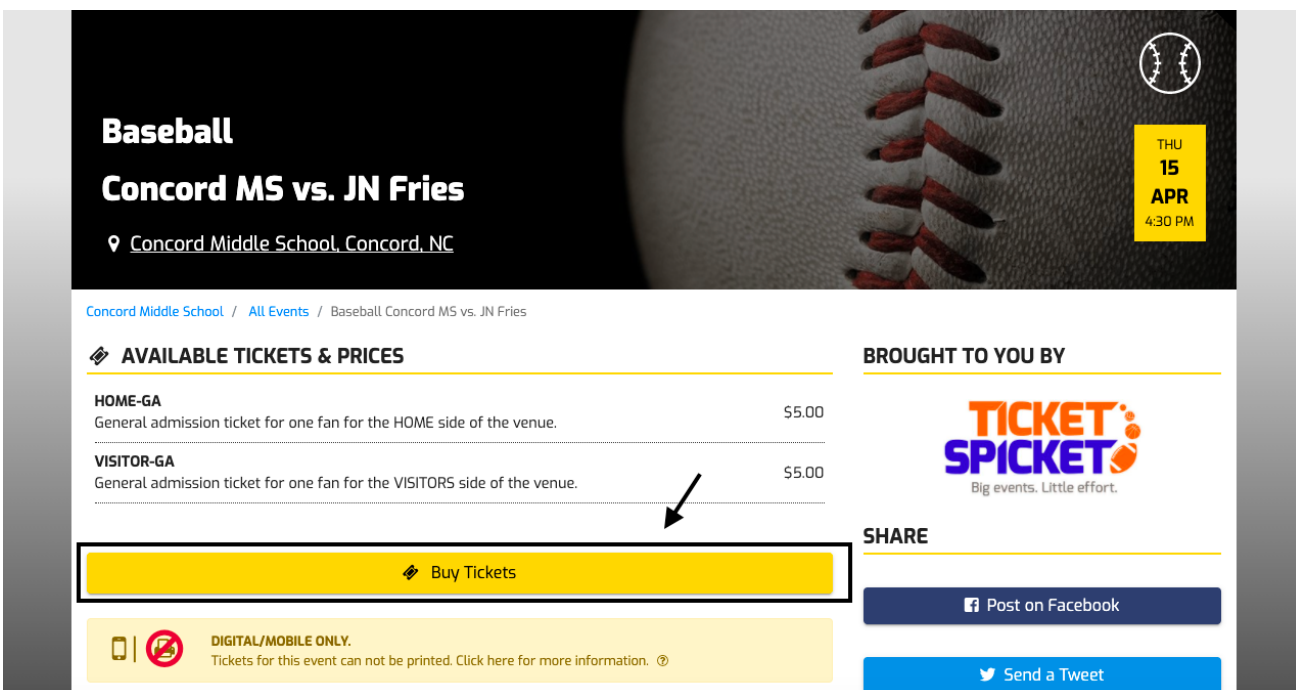
Step 4: Type “Concord Middle School” in the search bar at Ticket Spicket Home Screen



Step 5: Select desired available game



Step 6: Select “Buy Tickets”



Step 7: Select desired number of tickets and then check out

CHOOSE YOUR TICKETS

HOME-GA \$5.00
- 1 +

VISITOR-GA \$5.00
- 0 +

SELECTION SUMMARY

HOME-GA	x 1 =	\$5.00
VISITOR-GA	x 0 =	\$0.00
Total Amount:		\$5.00
		(plus applicable fees)

Checkout

- OR -

Add to Cart

Done [Send a T](#)

Step 8: Select "Check Out" on confirmation screen

Please double-check your purchase and confirm the tickets are for the desired event(s), as all sales are final.

BASEBALL
Concord MS vs. JN Fries
Thu, Apr 15, 2021 4:30 PM
Concord Middle School, Concord, NC

HOME-GA \$5.00 x 1

Convenience Fee: **\$0.75**
Subtotal: **\$5.75**

Enter Promo Code **Apply**

Clear Cart Convenience Fee: **\$0.75**
Total Amount: **\$5.75**

Checkout

Step 9: Enter Payment information and select "Pay"

The screenshot shows a checkout interface with three progress steps at the top: 'Cart Summary', 'Checkout' (which is highlighted with a green checkmark), and 'Confirmation'. The main heading is 'CHECKOUT'. Below this, there is a 'Pay with card' section. It includes a card icon and logos for VISA, Mastercard, AMEX, JCB, and DISCOVER. The form contains three input fields: 'Card Number' (with a masked field of dots), 'Expiration Date (MM/YY)' (with a masked field of 'MM/YY'), and 'CVV (3 digits)' (with a masked field of three dots). A 'Postal Code' field is also present. To the right of the form, the 'Convenience Fee' is listed as \$0.75 and the 'Total Amount' is \$5.75. At the bottom, there is a 'Back' button and a prominent orange 'Pay \$5.75' button. A disclaimer at the very bottom states 'ALL SALES ARE FINAL AND NON-REFUNDABLE.'

At the entrance for the game you will need to have the App on your smart phone and validate your ticket with the individual working the gate.