




## Backpack Connection Series

### About this Series

The *Backpack Connection Series* was created by TACSEI to provide a way for teachers and parents/caregivers to work together to help young children develop social emotional skills and reduce challenging behavior. Teachers may choose to send a handout home in each child's backpack when a new strategy or skill is introduced to the class. Each *Backpack Connection* handout provides information that helps parents stay informed about what their child is learning at school and specific ideas on how to use the strategy or skill at home.

### The Pyramid Model



The Pyramid Model is a framework that provides programs with guidance on how to promote social emotional competence in all children and design effective interventions that support young children who might have persistent challenging behavior. It also provides practices to ensure that children with social emotional delays receive intentional teaching. Programs that implement the Pyramid Model are eager to work together with families to meet every child's individualized learning and support needs. To learn more about the Pyramid Model, please visit [challengingbehavior.org](http://challengingbehavior.org).

### More Information

For more information about this topic, visit TACSEI's website at [www.challengingbehavior.org](http://www.challengingbehavior.org) and type "bedtime" in the Search Box in the upper-right corner of the screen.



This publication was produced by the Technical Assistance Center on Social Emotional Intervention (TACSEI) for Young Children funded by the Office of Special Education Programs, U.S. Department of Education (H326B070002). The views expressed do not necessarily represent the positions or policies of the Department of Education. May 2013.

# How to Help Your Child Have a Successful Bedtime

Alyson Jiron, Brooke Brogle & Jill Giacomini

Infants and young children need 10 to 12 hours of sleep daily in order to support healthy development. Parents also need to feel rested in order to be nurturing and responsive to their growing and active young children. When your child does not get enough sleep, challenging behaviors are likely to occur. Your child might be moody, short-tempered and unable to engage well in interactions with others. Lack of sleep can also have a negative impact on your child's ability to learn. When a young child sleeps, her body is busy developing new brain cells that she needs for her physical, mental and emotional development. Babies and young children thrive on predictability and learn from repetition. It is important to establish a bedtime routine that you and your child both understand and helps everyone to feel calm and relaxed.




### Try This at Home

- Watch for and acknowledge your child's signs of sleepiness. She might pull on her ears, rub her eyes or put her head on your shoulder. For example, you can say, "I see you rubbing your eyes. You look sleepy. Let's get ready for bed." Teaching your child to label and understand her body cues will help her to use language instead of challenging behavior (e.g., whining, crying or temper tantrums) to communicate her needs.
- Use a visual schedule made with photos, clipart or other objects to help your child see the steps in her bedtime routine. A visual schedule can help her to understand the steps and expectations of the routine. To learn more about how to create a visual schedule, visit [challengingbehavior.org](http://challengingbehavior.org) and type "visual schedule" in the search box in the upper-right corner.
- Provide your child with activities, sounds or objects that help her feel calm and restful during the hour before bedtime. Make these activities part of your nightly routine. For example, reading books, listening to soft, calming music, and/or giving your child her pacifier, favorite blanket or stuffed animal will all help her to understand that it is time to calm down and prepare for sleep.
- Tell your child what will happen when she wakes up. She may be resistant to going to sleep because she does not want to miss out on an activity or have her day to come to an end. Reassure her that tomorrow will be filled with more fun and special time. You can also include tomorrow's activity on the visual schedule (e.g., provide a picture of her teacher or preschool).


- Give your child your undivided and unrushed attention as you prepare her for bed. Bedtime can be a positive experience filled with quality time for you and your child.

### Practice at School



For children who spend the day at school, nap time is an important time to rest and prepare for afternoon learning and activities. Teachers use a consistent routine so that children know what to expect and can participate in the process. Children can select and set up a napping area, get pillows or blankets from cubbies and choose a book to read. Routines might include brushing teeth, using the toilet, stories read aloud by teachers, or audio books or soft music for a period of time. Children understand the steps they need to follow to get ready for the nap, how long they are expected to rest and what they can do when they wake up. When everyone understands the expectations and routine, naptime can be a relaxing and happy part of the day.

### The Bottom Line



Bedtime is a daily opportunity for you to build and nurture a positive relationship with your child. Predictable routines make children feel safe and secure. When you provide a predictable bedtime routine, you are teaching your child the skills she needs to relax and transition from the busy activity of the day to preparation for sleep. When your child is able to get a restful sleep, you will also feel more calm and rested. A successful bedtime routine that you follow regularly will prepare you both for shared days of family fun and learning.



[www.challengingbehavior.org](http://www.challengingbehavior.org)

Reproduction of this document is encouraged. Permission to copy is not required.

