


Spring Number Order

Numeracy Resources - Numbers to 100



Terms & Conditions

Copyright


Except where otherwise stated, all intellectual property rights, including copyright, in this document and all material on the From the Pond web site belongs to or has been licensed to From the Pond Pty Ltd (ACN 137 838 209), trading as From the Pond. The From the Pond web site and its content are for your personal and non-commercial use. You are able to print the programs or resources received. You may not distribute, transmit, publish, license, transfer, or sell any information, products or services obtained from this Site, regardless if they have been modified, reformatted or derivative works have been created therefrom.

Use of Programs and Resources

Whilst From the Pond has taken all reasonable care in the preparation of the content in the site and its programs and resources, it does not guarantee the accuracy, completeness, timeliness, performance or fitness for any particular purposes of From the Pond content, and shall not be liable for any claims, losses, injuries, penalties, damages, costs or expenses arising from the use of the From the Pond web site or its content or from any action taken from using the web site.

Additionally, From the Pond does not offer any guarantees or warranties that the web site and its content is free from viruses or other software or hardware contamination or that the web site is compatible with any computer system, browser or software.


Resource and graphics created by Melanie Lloyd for From the Pond Pty Ltd.



Excellent Teachers Have Excellent Resources

www.fromthepond.com.au

Game Instructions: Spring Number Order



Equipment:

- Two sets of 0-9 number cards
- 1 game board for each player

Purpose:

Students will

- order random numbers from 0 to 99
- explain the value of each digit in numbers to 99



How to Play:

For 2-6 players. Each player has a game board and sits in a group. The numeral cards are placed face down in the middle of the group.

The teacher tells the rule for the game – either “the largest number wins” or “the smallest number wins”.

Students each take one number card and decide if it will be their tens card or ones card. Students then tell the other players of their decision (e.g. *This will be my tens card*) and place it on their board in the correct position. All players then repeat this process, stating where their second card will go (the first card cannot be moved).

When all players have their two cards positioned, the students compare numbers and decide which player won the round. This player may score a point and record this on their worksheet (please note that the worksheet and competitive element of the game is optional).

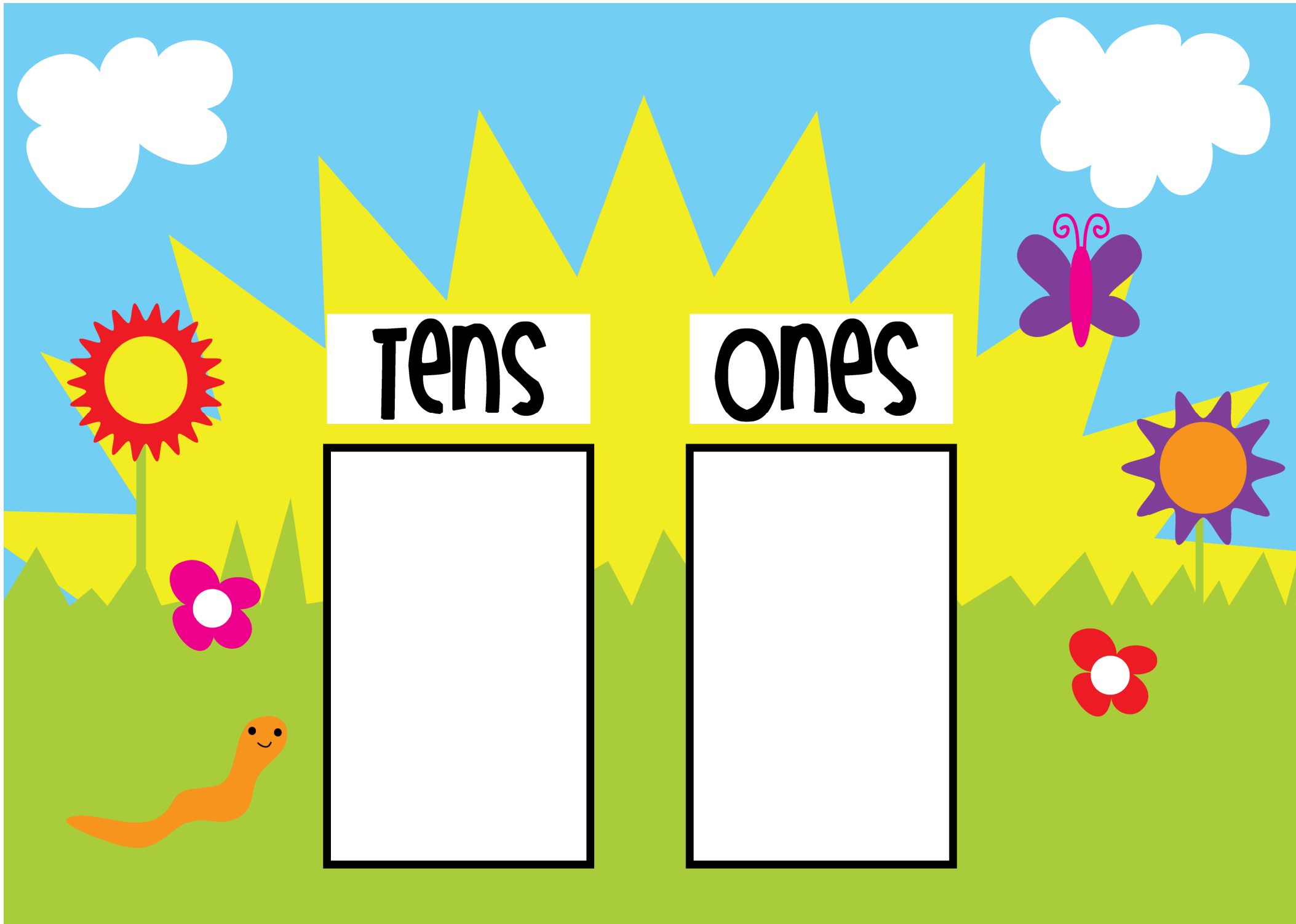


TENS

ONES

--

--



0

1

2

3

4

5

6

7

8

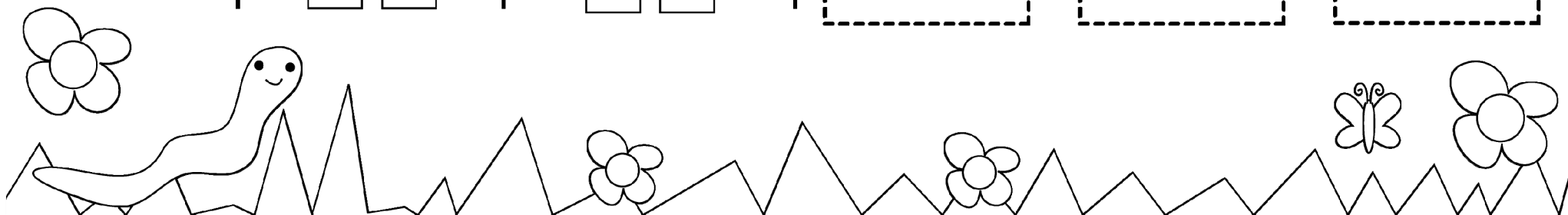
9

SPRING NUMBER ORDER

NAME: _____

Record the winning number for each round and how your number compared.

Round	Winning Number	My Number	My number was ...										
	<table border="0"> <tr> <td>tens</td> <td>ones</td> </tr> <tr> <td><input type="text"/></td> <td><input type="text"/></td> </tr> </table>	tens	ones	<input type="text"/>	<input type="text"/>	<table border="0"> <tr> <td>tens</td> <td>ones</td> </tr> <tr> <td><input type="text"/></td> <td><input type="text"/></td> </tr> </table>	tens	ones	<input type="text"/>	<input type="text"/>	<input type="text"/>	<input type="text"/>	<input type="text"/>
tens	ones												
<input type="text"/>	<input type="text"/>												
tens	ones												
<input type="text"/>	<input type="text"/>												
	<table border="0"> <tr> <td>tens</td> <td>ones</td> </tr> <tr> <td><input type="text"/></td> <td><input type="text"/></td> </tr> </table>	tens	ones	<input type="text"/>	<input type="text"/>	<table border="0"> <tr> <td>tens</td> <td>ones</td> </tr> <tr> <td><input type="text"/></td> <td><input type="text"/></td> </tr> </table>	tens	ones	<input type="text"/>	<input type="text"/>	<input type="text"/>	<input type="text"/>	<input type="text"/>
tens	ones												
<input type="text"/>	<input type="text"/>												
tens	ones												
<input type="text"/>	<input type="text"/>												
	<table border="0"> <tr> <td>tens</td> <td>ones</td> </tr> <tr> <td><input type="text"/></td> <td><input type="text"/></td> </tr> </table>	tens	ones	<input type="text"/>	<input type="text"/>	<table border="0"> <tr> <td>tens</td> <td>ones</td> </tr> <tr> <td><input type="text"/></td> <td><input type="text"/></td> </tr> </table>	tens	ones	<input type="text"/>	<input type="text"/>	<input type="text"/>	<input type="text"/>	<input type="text"/>
tens	ones												
<input type="text"/>	<input type="text"/>												
tens	ones												
<input type="text"/>	<input type="text"/>												
	<table border="0"> <tr> <td>tens</td> <td>ones</td> </tr> <tr> <td><input type="text"/></td> <td><input type="text"/></td> </tr> </table>	tens	ones	<input type="text"/>	<input type="text"/>	<table border="0"> <tr> <td>tens</td> <td>ones</td> </tr> <tr> <td><input type="text"/></td> <td><input type="text"/></td> </tr> </table>	tens	ones	<input type="text"/>	<input type="text"/>	<input type="text"/>	<input type="text"/>	<input type="text"/>
tens	ones												
<input type="text"/>	<input type="text"/>												
tens	ones												
<input type="text"/>	<input type="text"/>												



Draw one tally mark each time you win:

Thank you for downloading this file. It is for your own personal classroom or home use only, and may not be redistributed or used commercially.

Please contact me if I can change the document to suit your needs better
– email admin@fromthepond.com.au

This center/game is included in our bumper math packet
“Spring Math Packet”



Please explore From the Pond on the web, by finding us at

www.fromthepond.com
<http://www.facebook.com/fromthepond>
<http://frompond.blogspot.com>

All graphics used in this document by [Graphics From the Pond](http://www.fromthepond.com). If we can help make your next teaching resource file super special by designing you some custom graphics, please do not hesitate the email frogspotblog@hotmail.com or contact us through our website

www.fromthepond.com