

PARENTS

Research shows that YOU are the secret ingredient to your child's academic success!! And, it's easy. READ to them. READ with them. Listen to them READ. Students who read every day for as little as twenty minutes get better grades than those who don't. A child who reads alone is learning. But when your child receives just a little extra support from you, magic can happen!

We Need YOU!



HELP YOUR CHILD READ AT HOME



THE SWEET SPOT

Find books that interest your child AND are at his/her reading level.

5 FINGER RULE

Pick a page. Any page. Have your kiddo read it. Put up a finger for each word he/she stumbles over.

- 0-1 Fingers: May be too easy
- 2-3 Fingers: May be just right
- 4-5 Fingers: May be too difficult



IS YOUR CHILD STUCK?

It is ALWAYS okay to say, "Sound It out." Here are a few more tips of the trade!



"Break the word up into parts. Can you find any pieces that you can pronounce? Put them together."



"Think about the story. What word would make sense right now? Do the pictures give you a clue?"



"Skip over the word and keep reading. Go back to the beginning and read the sentence again."



JUST TALK ABOUT IT

Ask your child questions about what they are reading. The questions are not meant to "check up" on them but to explore their understanding.



? ASK...
What do you think will happen next?

? ASK...
What was the most exciting part?

? ASK...
What does this story remind you of?

? ASK...
How does the main character change?

? ASK...
How was the problem solved?

? ASK...
What do you think ____ means?

? ASK...
Were you wondering about anything as you read?

TIPS ON FLUENCY

When your child reads out loud, it should sound as if he/she were just talking with you.

* Read the words to your child with expression. Have them reread it after you.

* Take turns reading longer text. Model how the words should sound.

Take a gander at a few of the other resources

grown over at **The Library Patch**



My First Research Project



MY FIRST RESEARCH PROJECTS

A series of reports for your primary students. These printable reports serve as a foundation for introducing the research process. Each report activates prior knowledge, leads the kids in creating questions, requires them to locate facts, and even has them creating a super simple bibliography page.

My First Research Project



[My First Research Project: Spiders](#)

[My First Research Project: Polar Bears](#)


[My First Research Project: Turkeys](#)

[My First Research Project: Penguins](#)

[My First Research Project: Owls](#)

[My First Research Project: Reindeer](#)

My First Research Project



INTERACTIVE RESEARCH

These aren't your mama's research reports!! These projects require students to put their research skills to the test, but the final project is similar to an interactive notebook.

[Lift-a-Flap State Report](#)



[All the Places You'll Go](#)

[Famous Landmarks of the USA](#)



[Journey to Anywhere](#)

[Solar System Research Flipbook](#)

[Wild Weather](#)

READING PROMOTION

Motivating our kids to read, and keeping track of their reading, can be a full-time chore. These resources can make things easier.



[FREE Independent Reading Program](#)

[Catch th Reading Wave Program](#)

RESEARCH TASK CARDS

These 20 research task cards presents a SINGLE fact about each month. The fact is followed up with 3 research questions pertinent to that fact. Check out the bundle for links to each month.



WILD RESEARCH

The Library Patch has tons of great animal research reports for older kids too!!

[An African Animal Research Safari](#)

[A Polar Animal Research Expedition](#)

[12 Steps to a Written Animal Report](#)

[Battle of the Beasts: Dinosaur Research](#)

[Animal Fact File Research Report](#)

RESEARCH SHORTS

Don't have time for an extensive research report. Try these short ones!

[Laura Ingalls Wilder Mini Biography](#)

[Change Makers Mini Biography](#)

[Be Instrumental Mini Webquest](#)

[Money Around the World](#)

[A Dog's Life Fact Search](#)

[Turkey Talk](#)