A decorative border consisting of a repeating pattern of colorful swirls in red, yellow, and green, arranged in a rectangular frame around the text.

Non-Fiction Texts Features

Reading
Instructional Resource

by Laura Jackson
theshabbychicteacher.blogspot.com

BOLD, ITALIC AND COLORED PRINT

Bold, Italic and Colored Print call attention to new and important words.

Florida farmers are destroying **ripe** strawberries. They say it costs more to *harvest* the crop than they would earn if they **sold** the berries.

Italics



Colored



Bold



Time for Kids, April 9, 2010

BULLET POINTS

Bullet points organize information in lists.

Things to do during the summer:

- *Go to the pool
- *Visit the zoo
- *Play with friends
- *Go on vacation

CAPTIONS

Captions are words or sentences near a picture that explain what the picture is. Most of the time they are underneath the picture.

Caption

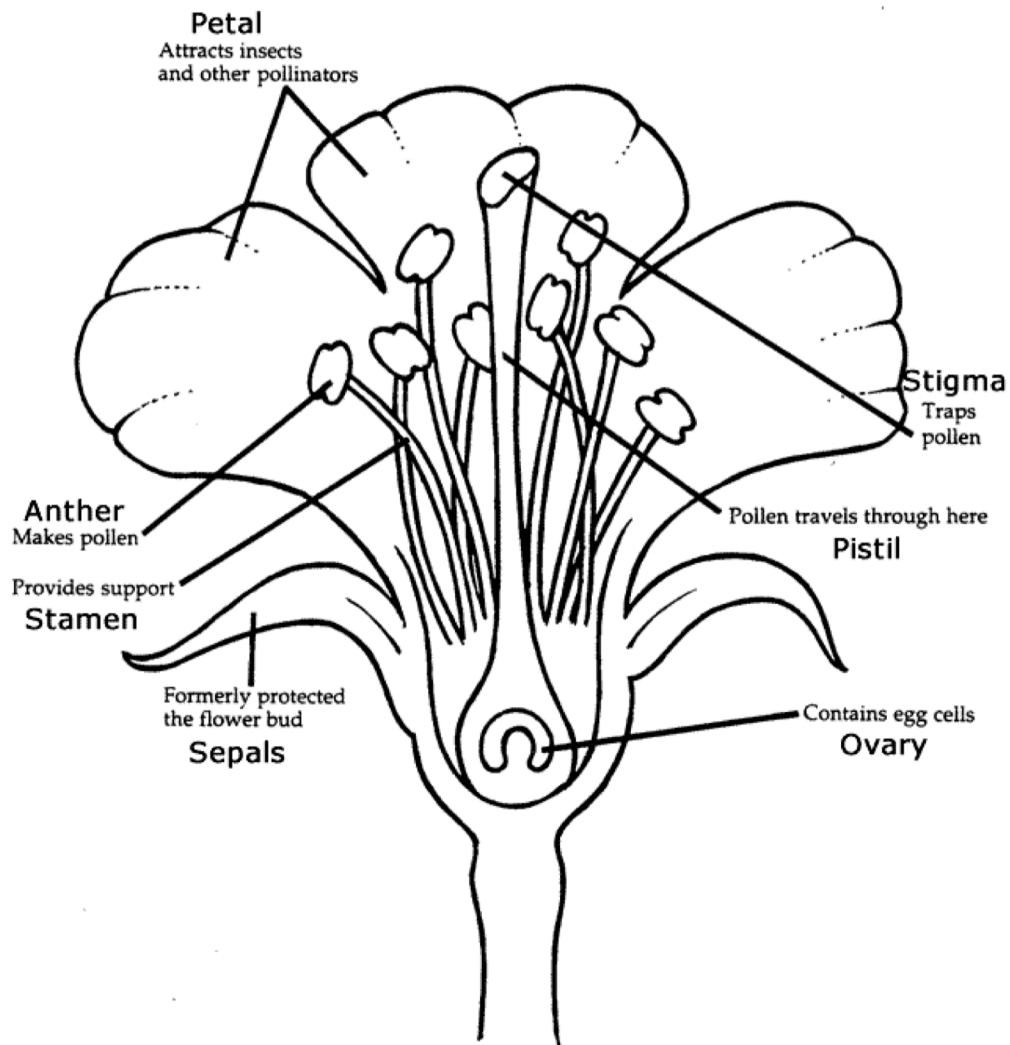


Scholastic Scope, February 2011

Diagrams

Diagrams are drawings that show the parts of something using labels.

Parts of a Flower



fact Boxes

Fact boxes tell extra information about a topic. Usually they are found out to the side of an article.

28
Uppin

Numerix



Economy DOA
GDP loses its limb every time a road accident occurs

by N.S. Ramnarit

Bad roads, bad driving and bad policing make Indian roads a virtual death trap. More than 100,000 people die every year in road accidents, and four times that many get injured. Families and friends bear the brunt. But, policy makers should be worried too, for these deaths cost the country at least 2.7 percent of its GDP.

In 2007, for which the latest data is available, India lost at least Rs 1.02 lakh crore on road accidents. Here's the math. In 2000, the cost of road accidents was Rs 55,000 crore, or 3 percent of GDP. This often quoted number comes from Dinesh Mohan, a professor at IIT-Delhi, who inspired on a study by TCS that had found that India lost Rs 32,000 crore in 1995. He extrapolated this number to 2000 by taking into account higher fatalities (the number then had grown to 85,000) and increased cost of living.

If we extrapolate this to 2007, by which time the official toll had touched 1.14 lakh and cost of living had risen by 30 percent, the total cost comes to over exceeds Rs. 1 lakh crore. The road toll - fatalities are underreported by 5 percent and injuries by half - could push the numbers even higher.

So, how to save the lives and the money? First, enforce the laws. Over-speeding, drunken driving and not wearing helmets and seat belts are the main reasons for the high number of accidents. Also, introduce road safety audits. Now, India has none - neither for the new roads, nor for the existing ones.

Third, and probably more importantly, get honest with road accidents. Now, law makers are behind poor statistics and 40-50 percent of the deaths are caused by drivers' fault. It's easy to blame the driver, when the real problem might have been a pothole.

A study in Hyderabad found that police tend to record most cases as having occurred due to the "negligence of the driver" to avoid court proceedings. Some probably like to believe Indians leave home with a death wish. Not true. ■

FAULT AND FATALITY

Overspeeding: A 5% rise in average speed increases crashes by 10% and deaths by 20%.

Drunken Driving: There's a lack of enough check points and testing. These simple measures will cut deaths by 20%.

Safety Gear: Often, people don't wear helmets or seat belts. Helmets can reduce the risk of death by 40% and severe injury by 70%. Seat belts achieve 40% less fatality among front seat drivers.

Source: NCR

www.minalshetty.blogspot.com

Fact Box

glossary

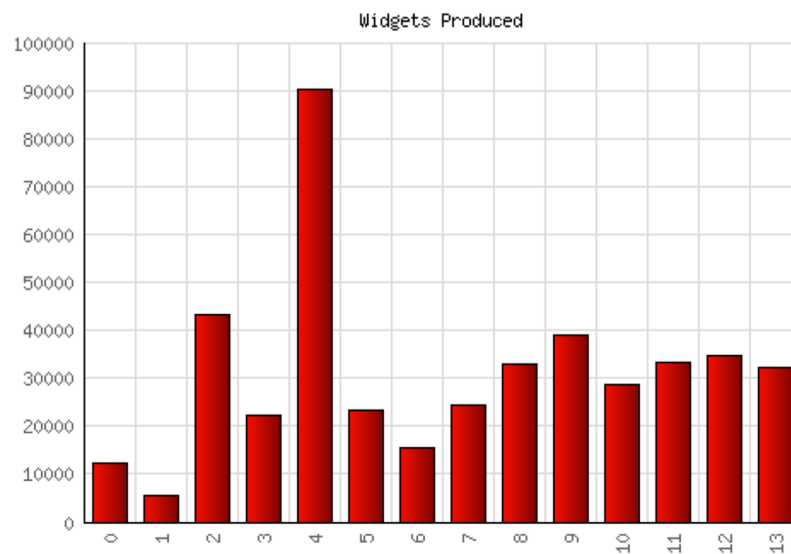
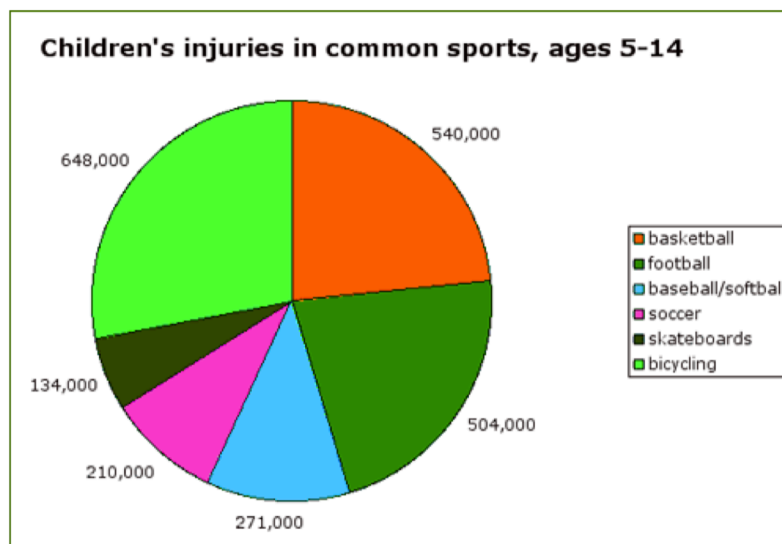
A glossary is a list of new and important words and their definitions, listed alphabetically at the end of the text.

Glossary

Term	Pronunciation	Definition
Adapt	uh-DAPT	To change to meet new or special needs; a species alters or adjusts itself to better survive in its environment
Adaptation	ah-dapt-TAY-shun	An inherited change by which a species or individual improves its condition in relation to its environment
Aerial insectivore	AIR-ee-al in-SECT-tih-vore	Any animal that chases or catches insect prey in flight (see also "foliage gleaner")

gRaphs

Graphs show information in an organized and visual way.



headINGS

Headings tell readers what the section they are going to read is about.

Destroyed Twice

The quake had triggered a series of massive waves called a tsunami. This tsunami was hundreds of miles wide, and it was now racing across the ocean at jet speeds. Just a few yards high at first, it would grow stronger and bigger—in some places as high as 133 feet—as it approached the shore. It would hit Japan's northeastern coast with such incredible force that anything in its way would be obliterated.

Heading



ILLUSTRATIONS

Illustrations are hand-drawn pictures that help the reader visualize the text.



maps

Maps show a picture of geographic locations and include a key.



INDEX

The index is an alphabetical listing of the subjects, including people and places, found in the text.

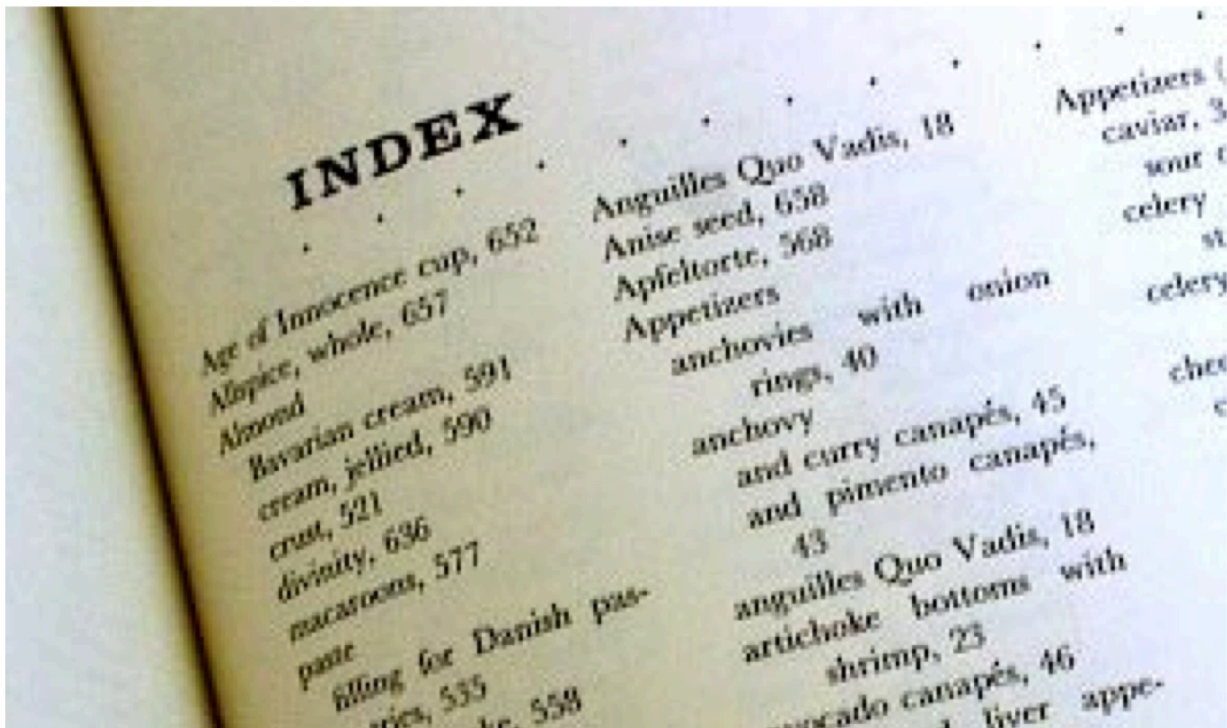


TABLE of CONTENTS

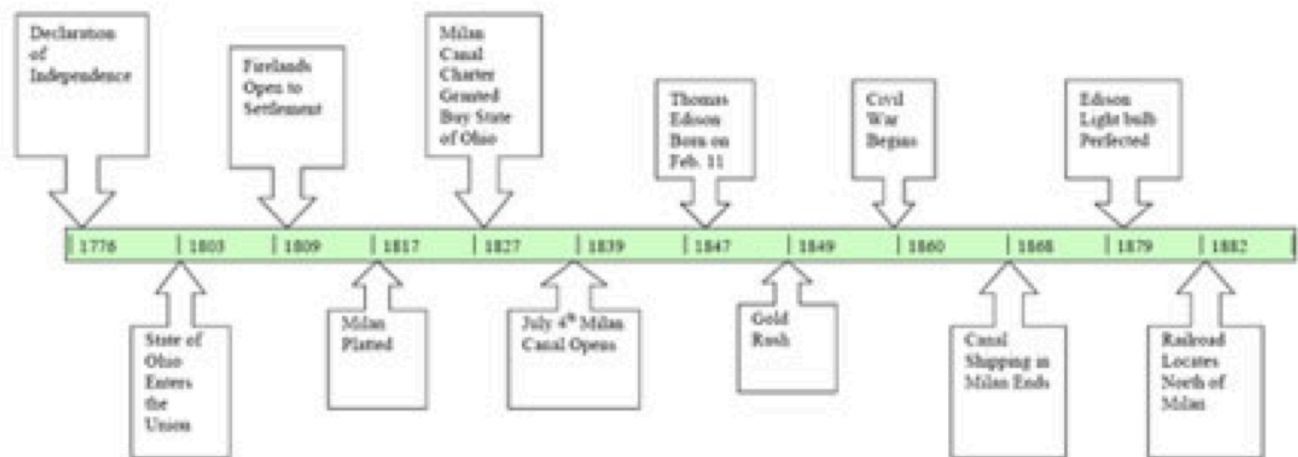
A table of contents gives the heading and beginning page of each section. It is found at the beginning of the text.

Table Of Contents

Coffee Cake Supreme	771
Mocha Cake IV	772
Frosted Molasses Bars	773
Mocha Chocolate Cookies	774
Old English Cookies	775
Bananas About Homemade Yogurt!	776
Chocolate Earl Grey Cookies	777
Cherry-Go-Round	778
Low Sugar Mocha Nut Cake	779
Chocolate Delight	780

Timeline

Timelines show the reader important events in the order that they happened and usually include dates.



Time for Kids, April 9, 2010

Photograph

Photographs are pictures made with a camera that show what something looks like in real life.



Non-Fiction Text Features

BOLD, ITALIC AND COLORED PRINT

Bold, Italics, and Colored print call attention to new and important words.

Florida farmers are destroying **ripe** strawberries. The say it costs *more* to *harvest* the crop than they would earn if they **sold** the berries.

ITALICS

COLORED

BOLD

Time for Kids, April 9, 2010

BULLET POINTS

Bullet points organize information in lists.

Things to do during the summer:

- *Go to the pool
- *Visit the Zoo
- *Play with Friends
- *Go on vacation

CAPTIONS

Captions are words or sentences near a picture that explain what the picture is. Most of the time they are underneath the picture.

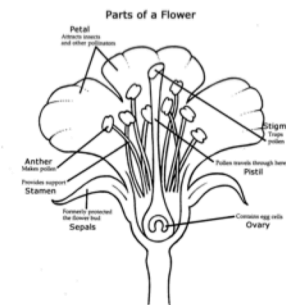


CAPTION

Scholastic Scope, February 2011

DIAGRAMS

Diagrams are drawings that show the parts of something using labels.



FACT BOXES

Fact Boxes tell extra information about a topic.



Fact Box

GLOSSARY

A glossary is a list of new and important words and their definitions, listed alphabetically at the end of a text.

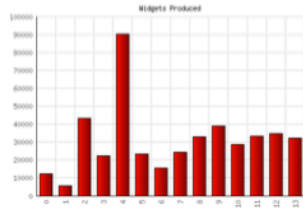
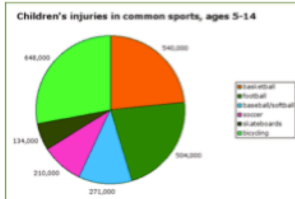
Glossary

Term	Pronunciation	Definition
Adapt	uh-DAPT	To change to meet new or special needs; a species alters or adjusts itself to better survive in its environment
Adaptation	ah-dapt-TAY-shun	An inherited change by which a species or individual improves its condition in relation to its environment
Aerial insectivore	AIR-ee-ai in-SECT-ih-vore	Any animal that chases or catches insect prey in flight (see also "foliage gleaner")

Non-Fiction Text Features

gRaphs

Graphs show information in an organized and visual way.



Scholastic Scope, January 2012

headINGS

Headings tell readers what the section they are going to read is about.

Destroyed Twice

The quake had triggered a series of massive waves called a tsunami. This tsunami was hundreds of miles wide, and it was now racing across the ocean at jet speeds. Just a few yards high at first, it would grow stronger and bigger—in some places as high as 133 feet—as it approached the shore. It would hit Japan's northeastern coast with such incredible force that anything in its way would be obliterated.

← Heading

Scholastic Scope, January 2012

ILLUSTRATIONS

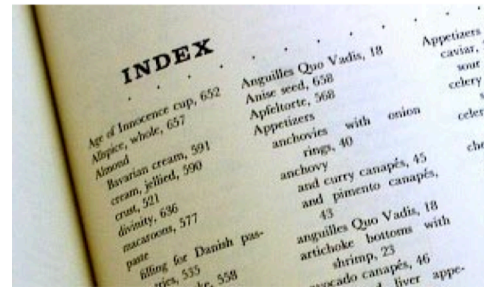
Illustrations are hand-drawn pictures that help the reader visualize the text.



Scholastic Scope, January 2012

INDEX

The index is an alphabetical listing of the subjects, including people and places, found in the text.



Scholastic Scope, January 2012

maps

Maps show a picture of geographic locations and include a key.



Scholastic Scope, January 2012

table of contents

A table of contents gives the heading and beginning page of each section. It is found at the beginning of the text.

Table Of Contents

Coffee Cake Supreme	771
Mocha Cake IV	772
Frosted Molasses Bars	773
Mocha Chocolate Cookies	774
Old English Cookies	775
Bananas About Homemade Yogurt!	776
Chocolate Earl Grey Cookies	777
Cherry-Go-Round	778
Low Sugar Mocha Nut Cake	779
Chocolate Delight	780

Non-Fiction Text Features

Photograph

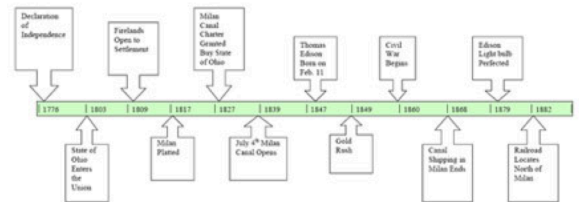
Photographs are pictures made with a camera that show what something looks like in real life.



Scholastic Scope, February 2011

Timeline

Timelines show the reader important events in the order that they happened and usually include dates.



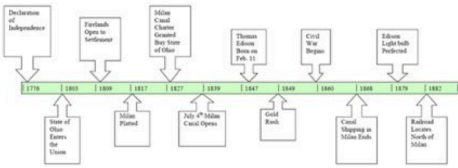
Name: _____

Non-Fiction Text Features Test

- _____ 1. Bold, Italics and Colored Print
 - _____ 2. Captions
 - _____ 3. Fact Boxes
 - _____ 4. Bullet Points
 - _____ 5. Diagrams
 - _____ 6. Glossary
 - _____ 7. Graphs
 - _____ 8. Illustrations
 - _____ 9. Maps
 - _____ 10. Headings
 - _____ 11. Index
 - _____ 12. Table of Contents
 - _____ 13. Photograph
 - _____ 14. Timeline
- A. Shows information in an organized and visual way.
 - B. Shows a picture of geographic locations and includes a key.
 - C. Show the reader important events in the order that they happened and usually include dates.
 - D. Tells extra information about a topic and is usually found out to the side of an article.
 - E. Organize information into a list.
 - F. Pictures made with a camera that shows what something looks like in real life.
 - G. Gives the heading and beginning page number of each section. It is found at the beginning of the text.
 - H. Tells the reader what the section they are going to read is about.
 - I. Words or sentences near a picture that explain what the picture is. Most of the time they are underneath the picture.
 - J. New and important words that want your attention.
 - K. An alphabetical listing of the subjects, including people and places, found in the text. It is usually at the back of the text.
 - L. Drawings that show the parts of something using labels.
 - M. Hand-drawn pictures that help the reader visualize the text.
 - N. A list of new and important words, listed alphabetically at the end of a text.


Table Of Contents

Coffee Cake Supreme 771
 Mocha Cake IV 772
 Frosted Molasses Bars 773
 Mocha Chocolate Cookies 774
 Old English Cookies 775
 Bananas About Homemade Yogurt! 776
 Chocolate Earl Grey Cookies 777
 Cherry-Go-Round 778
 Low Sugar Mocha Nut Cake 779
 Chocolate Delight 780



15. _____

16. _____



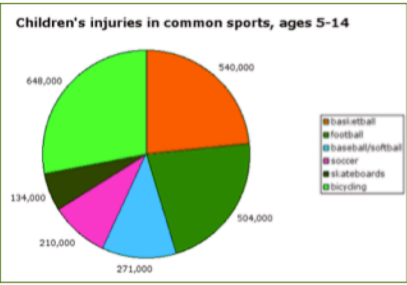
17. _____



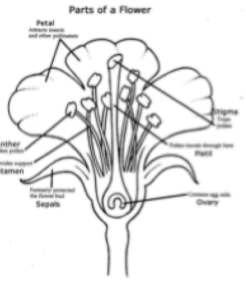
18. _____



19. _____



20. _____



21. _____

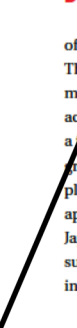
Glossary

Term	Pronunciation	Definition
Adapt	uh-DAPT	To change to meet new or special needs; a species alters or adjusts itself to better survive in its environment.
Adaptation	uh-dapt-TAY-shun	An inherited change by which a species or individual improves its condition in relation to its environment.
Aerial insectivore	AIR-ee-ai-in-SECT-iv-ore	Any animal that chases or catches insect prey in flight (see also "tolage gleaner").

22. _____

Destroyed Twice

The quake had triggered a series of massive waves called a tsunami. This tsunami was hundreds of miles wide, and it was now racing across the ocean at jet speeds. Just a few yards high at first, it would grow stronger and bigger—in some places as high as 133 feet—as it approached the shore. It would hit Japan's northeastern coast with such incredible force that anything in its way would be obliterated.



24. _____



25. _____



26. _____

Florida farmers are destroying **ripe** strawberries. They say it costs **more** to **harvest** the crop than they would earn if they **sold** the berries.

27. _____

Things to do during the summer:

- *Go to the pool
- *Visit the Zoo
- *Play with Friends
- *Go on vacation

28. _____