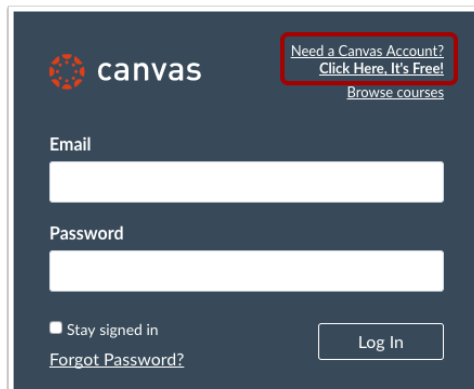


# Creating Canvas Parent Account

Open Canvas URL

<https://cabarrus.instructure.com/login/canvas>

Click to Register

A screenshot of the Canvas login page. The page has a dark blue background. At the top left is the Canvas logo. In the top right corner, there is a red-bordered box containing the text "Need a Canvas Account? Click Here. It's Free!". Below this is a link that says "Browse courses". The main area contains two white input fields for "Email" and "Password". At the bottom left, there is a checkbox labeled "Stay signed in" and a link "Forgot Password?". At the bottom right, there is a "Log In" button.

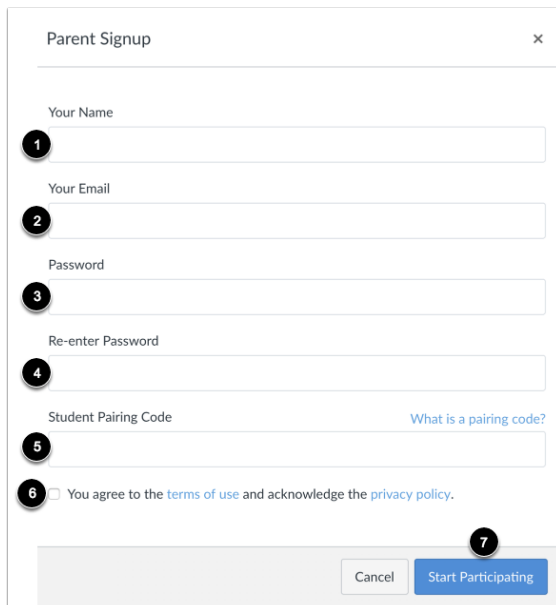
Click the account link at the top of the page.

Sign Up As a Parent (Free Account)

A promotional banner with a light gray background. It features the text "Sign up now, it's free!" in a large, bold, italicized font. Below this text are two buttons: a blue button labeled "I'M A TEACHER" and a green button labeled "I'M A STUDENT". At the bottom center, there is a red-bordered box containing the text "Parents sign up here".

Click the **Parents sign up here** link.

## Enter Signup Details



The screenshot shows a 'Parent Signup' form with the following fields and elements:

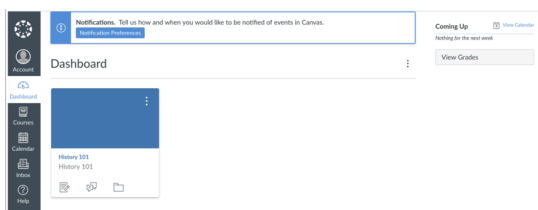
- 1. Your Name (text input field)
- 2. Your Email (text input field)
- 3. Password (text input field)
- 4. Re-enter Password (text input field)
- 5. Student Pairing Code (text input field) with a link 'What is a pairing code?'
- 6. A checkbox labeled 'You agree to the [terms of use](#) and acknowledge the [privacy policy](#).'
- 7. A blue 'Start Participating' button.

At the bottom, there is a 'Cancel' button and the 'Start Participating' button.

- Enter your name in the **Your Name** field.
- Enter your email in the **Your Email** field.
- Enter your password in the **Password** field.
- Re-enter your password in the **Re-enter Password** field.
- Enter a pairing code to link your account to your student in the **Student Pairing Code** field.
- Agree to the terms of use by clicking the **You agree to the terms of use** checkbox.
- Click the **Start Participating** button.

**Note:** Students can [generate pairing codes](#) from their User Settings. Depending on institution permissions, admins and instructors may also be able to generate pairing codes.

## Begin Observing



You can begin observing your student in Canvas immediately.