

School Improvement Plan 2018-2019

Beginning of Year Report Due: September 10, 2018.


| School Name |
|---------------------------|
| Opportunity School |

| School SMART Goal 1: | | | | |
|---|----------------|--------------|--------------|--------------|
| By June 2019, student authentic engagement will increase to 50% as measured by the classroom walkthrough. | | | | |
| Measure | 15-16 (Actual) | 16-17 (Goal) | 17-18 (Goal) | 18-19 (Goal) |
| CWT (authentic engagement) | (27%) | (35%) 31% | (45%) 42% | (50%) |

| Aligned District Goal: | |
|--|---|
| Place an "X" next to the aligned district goal. | |
| Goal 1: Every student in the Cabarrus County School system will graduate from high school prepared for work, further education, and citizenship. | X |
| Goal 2: Every student will experience a personalized education in the Cabarrus County School system. | |
| Goal 3: Every student, every day has excellent educators. | |
| Goal 4: CCS has effective and efficient financial, facilities, and technology systems, as well as community. | |
| Goal 5: Every student is safe, healthy, and responsible. | |

| Aligned District Objective: |
|---|
| Click on the link to copy and paste the aligned district objective(s) below: http://www.cabarrus.k12.nc.us/cms/lib09/NC01910456/Centricity/Domain/497/CCS_Strategic%20Goals%20and%20Objectives%20Summary.pdf |
| 1.2 Increase student performance on the state's End-of-Grade (EOG) assessments and End-of-Course assessments. |

| Strategy |
|--|
| <ul style="list-style-type: none"> The Opportunity School will use homeroom and enrichment periods to provide remediation and support for students. Teachers will receive professional development on student engagement strategies. Teachers will be trained on and use MasteryConnect to track student growth and create relevant, data-driven lessons. Teachers will meet in grade-level Professional Learning Communities to share pedagogical strategies and troubleshoot issues regarding student progress and engagement. |



School Improvement Plan 2018-2019

Data is public and shall not include teacher or student identifiers. Links may be used.

Data that supports the SMART Goal

| | | | | |
|-----------|------------|-------------------|----------------------|----------------------|
| Rebellion | Retreatism | Ritual Compliance | Strategic Compliance | Authentic Engagement |
| 0% | 2.7% | 24% | 47% | 27% |

The Classroom Walk Through rubric defines authentic engagement from an instructional stand point as having the following criteria:

- Designs lessons that are student-centered, student-led, and student-driven
- Designs lessons that have real-world implications and relevance
- Uses the essential questions and enduring understandings to shape lessons and activities based on inquiry and exploration

Person Responsible


Joseph Eckstrom, Assistant Principal

Beginning of Year Report: Report Key Steps for the year. Due by September 10, 2018

Aim for ten or less steps, however to add a step, click at the very end of a row and hit enter (return).

Key Steps

| Step | Date Started | Date Completed |
|---|--------------|----------------|
| Assemble a Goal team (MTSS and TLT), and review data with goal team | 08/20/2018 | 06/14/2019 |
| Professional Development: Using MasteryConnect to track student progress and engagement. | 08/20/2018 | 06/14/2019 |
| Review CWT targets with staff (During beginning of the year orientation week during PLC time; finalized goal set on 9/26/2018, during the SIT Meeting) ADMIN stresses Engagement. | 08/20/2018 | 09/26/2019 |
| ADMIN Completes Classroom Walk Through | 09/12/2018 | 06/14/2019 |
| Review CWT Data during PLC | 10/05/2018 | 06/14/2019 |
| Professional Development: Classroom strategies to engage students in the material (continuation from previous year) | 10/03/2018 | 02/06/2019 |
| Professional Development: Classroom strategies to authentically engage students using technology (continuation from previous year) | 11/07/2018 | 02/06/2019 |
| Create survey for professional development sessions on effectiveness | 09/12/2018 | 02/16/2019 |
| Distribute survey to teachers after each professional development session (continuation from previous year) | 10/03/2018 | 02/06/2019 |
| Analyze data from survey to plan further professional development strategies | 02/16/2019 | 06/14/2019 |




School Improvement Plan 2018-2019

| <i>Mid-Year Report Due March 8, 2019</i> | | |
|--|---|--------------------------------------|
| Formative Measures | List Key Results from Formative Measures | Record Progressing / Not Progressing |
| CWT Tool | The authentic engagement is at 49%, aggregated from Quarters 1-3. | Progressing |

| <i>End-of-Year Report. Due June 20, 2019</i> |
|--|
| SMART Goal |
| |

| Summative Measure | Key Results from Summative Measure | Indicate with a "X" | |
|-------------------|------------------------------------|----------------------------|--|
| | | Exceeds | |
| | | Meets | |
| | | Progress Made | |
| | | Not Progressing Not Met | |



School Improvement Plan 2018-2019

Beginning of Year Report Due: September 10, 2018.

| School Name |
|------------------------------------|
| Cabarrus Opportunity School |

| School SMART Goal 2: | | | | |
|---|--|--|--------------------------|--------------------------|
| <p>By June 2019, the number of Out of School Suspensions will decrease by 5% as measured by ODR data. This will be calculated as the number of OSS per 100 students attending the day program.</p> | | | | |
| | 2017-2018 (Actual) | 2018-2019 Goal | 2019-2020 Goal | 2020-2021 Goal |
| Number of OSS per 100 day students | <ul style="list-style-type: none"> 69 OSS 195 Day Students <p style="text-align: center;">Number of OSS per 100 Day Students = (35)</p> | <p style="font-size: 1.5em;">(33)</p> | | |

| Aligned District Goal: | |
|--|---|
| Place an "X" next to the aligned district goal. | |
| Goal 1: Every student in the Cabarrus County School system will graduate from high school prepared for work, further education, and citizenship. | |
| Goal 2: Every student will experience a personalized education in the Cabarrus County School system. | |
| Goal 3: Every student, every day has excellent educators. | |
| Goal 4: CCS has effective and efficient financial, facilities, and technology systems, as well as community. | |
| Goal 5: Every student is safe, healthy, and responsible. | X |

| Aligned District Objective: |
|--|
| <p>Click on the link to copy and paste the aligned district objective(s) below: http://www.cabarrus.k12.nc.us/cms/lib09/NC01910456/Centricity/Domain/497/CCS_Strategic%20Goals%20and%20Objectives%20Summary.pdf</p> |
| <p>5.1 Create and maintain a safe and respectful school environment</p> <p>5.4 Promote a culturally responsive approach to discipline and suspensions</p> |

| Strategy |
|--|
| <p>Positive Behavior Intervention and Supports (PBIS)</p> |

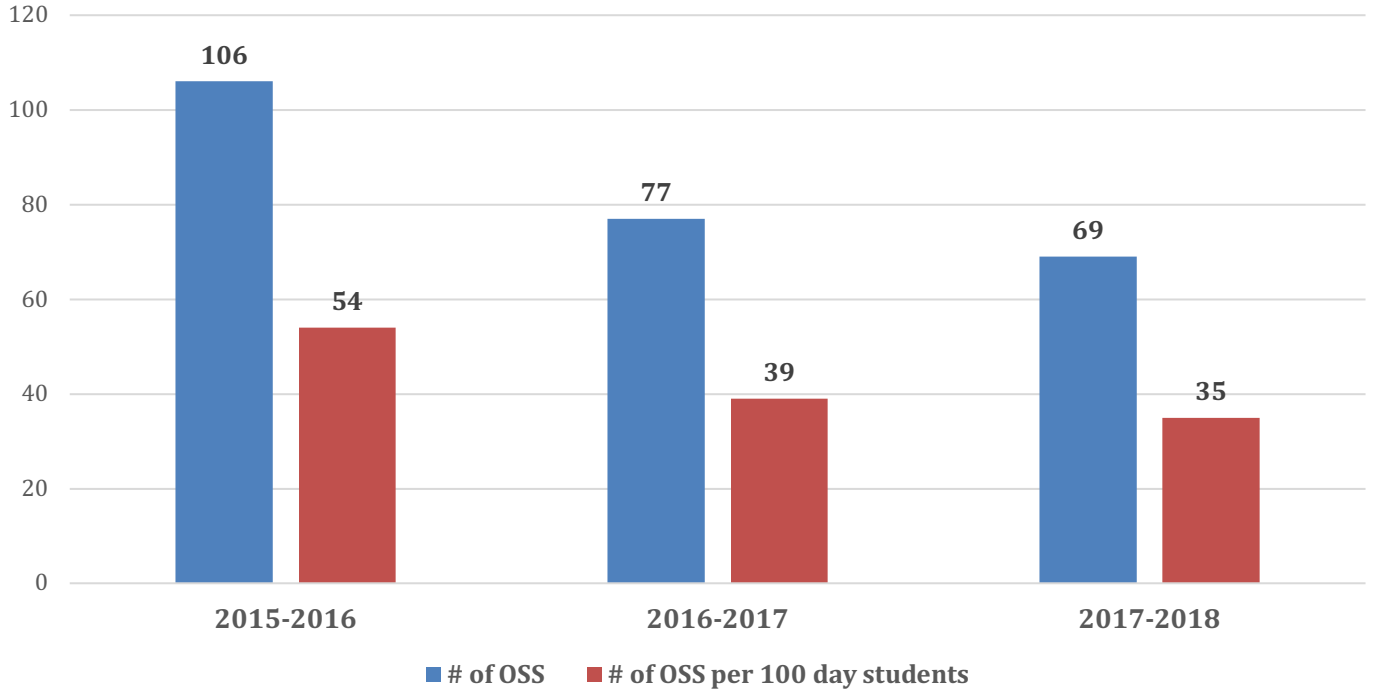


School Improvement Plan 2018-2019

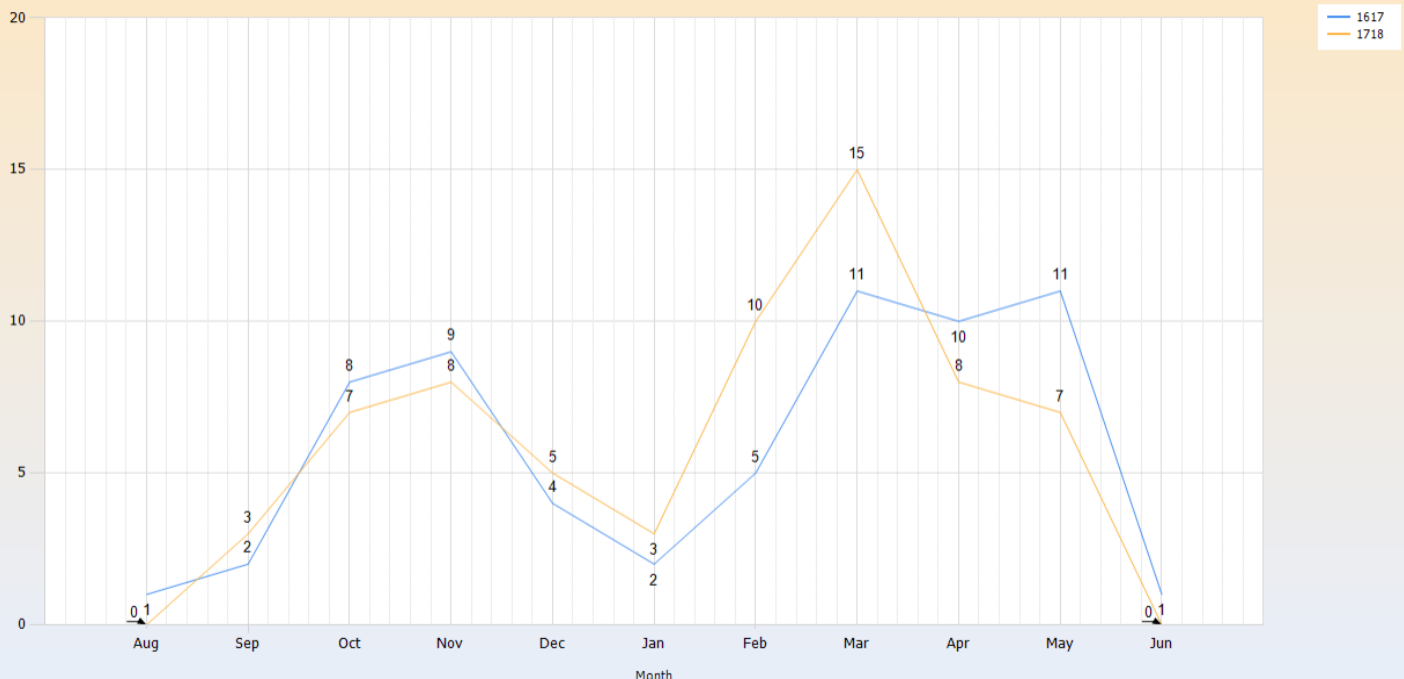
Data is public and shall not include teacher or student identifiers. Links may be used.


Data that supports the SMART Goal

OSS per 100 Day Students by School Year



Referral Trending (includes WD students)






School Improvement Plan 2018-2019

| |
|---------------------------|
| Person Responsible |
| Dan Nave |

Beginning of Year Report: Report Key Steps for the year. Due by September 10, 2018
Aim for ten or less steps, however to add a step, click at the very end of a row and hit enter (return).

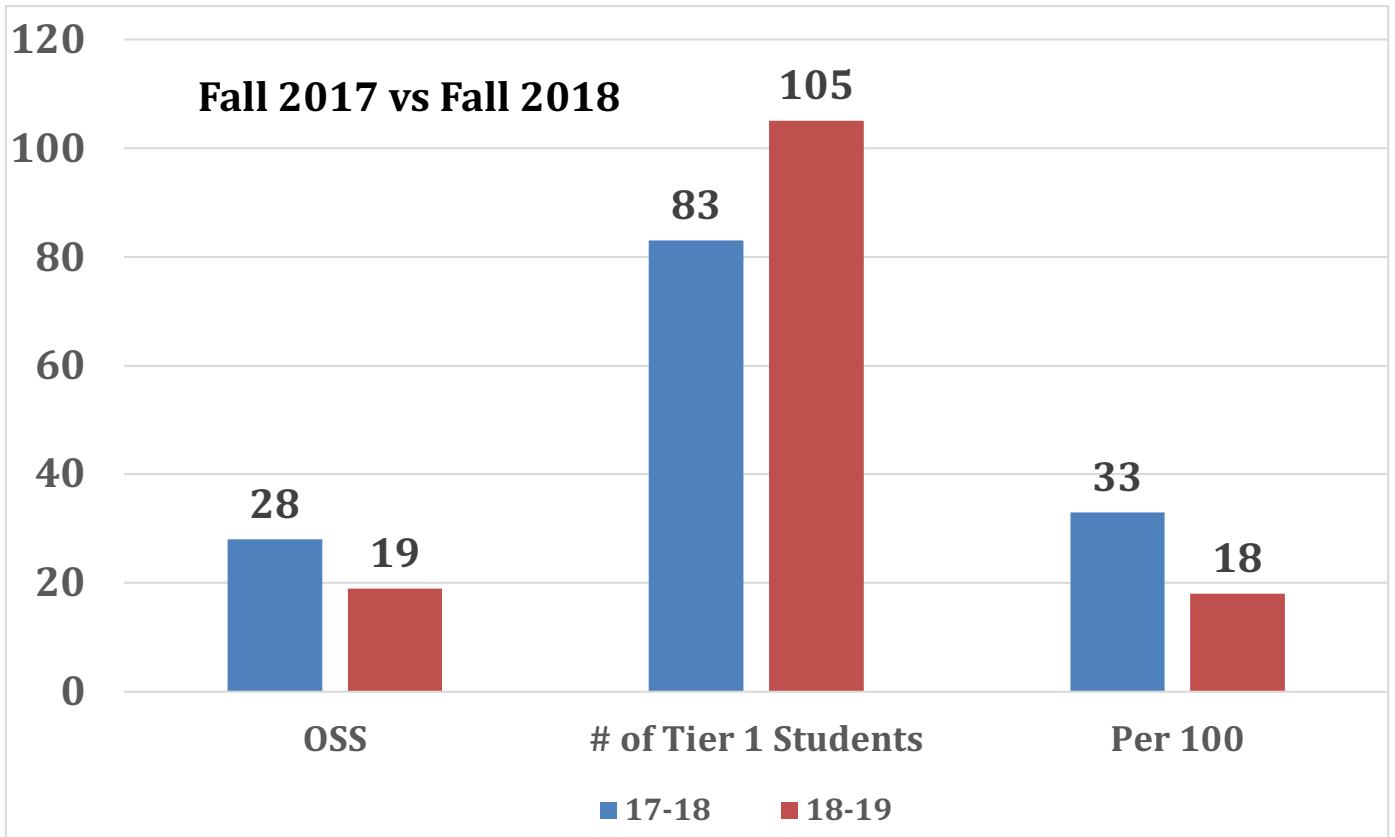
| Key Steps | | |
|---|---------------------|-----------------------|
| Step | Date Started | Date Completed |
| 1. Staff will utilize Educator's Handbook to document both major and minor behavioral incidents. | August 2018 | |
| 2. School-wide recognitions and incentives for students and staff will be scheduled for the semester to promote and recognize positive behavior. (i.e. dress down days, awards ceremonies, intramurals, phoenix of the month, etc.) | September 2018 | |
| 3. Behavior data will be reviewed and discussed during PLC's and monthly MTSS team meetings. | September 2018 | |
| 4. Various alternatives to suspension will be researched and implemented. These will include mediations, restorative practices, restitution, student groups. | August 2018 | |
| 5. School-wide expectations regarding academics, behavior, dress code, and transitioning out will be directly taught to all new students on their orientation day with Mrs. Harris and Mr. Nave | August 2018 | |
| 6. Refreshers on behavioral strategies, de-escalation, classroom management, Verbal Judo techniques, and cultural responsiveness will be provided for staff | September 2018 | |
| 7. Various alternatives to suspension will be researched and implemented. (i.e. Restorative Practices, Mediations, etc.) | August 2018 | |
| 8. PBIS videos will be developed to illustrate various school wide expectations that will be shown to students during orientation. | August 2018 | |
| 9. Staff will provide Character Education during homeroom to improve social-emotional skills of students | September 2018 | |




School Improvement Plan 2018-2019

Mid-Year Report Due March 8, 2019

| Formative Measures | List Key Results from Formative Measures | Record Progressing / Not Progressing |
|---|--|--------------------------------------|
| Out of School Suspensions documented in Powerschool and Data Portal | OSS per 100 students for Fall 2018 was 18 with a goal for the year of under 33. We had 105 Tier 1 students with 19 students receiving OSS. | Progressing |






School Improvement Plan 2018-2019

| |
|--|
| End-of-Year Report. Due June 20, 2019 |
| SMART Goal |
| |

| Summative Measure | Key Results from Summative Measure | Indicate with a "X" | |
|-------------------|------------------------------------|----------------------------|--|
| | | Exceeds | |
| | | Meets | |
| | | Progress Made | |
| | | Not Progressing Not Met | |

| Summative Measure | Key Results from Summative Measure | Indicate with a "X" | |
|-------------------|------------------------------------|----------------------------|--|
| | | Exceeds | |
| | | Meets | |
| | | Progress Made | |
| | | Not Progressing Not Met | |



School Improvement Plan 2018-2019

Beginning of Year Report Due: September 10, 2018.

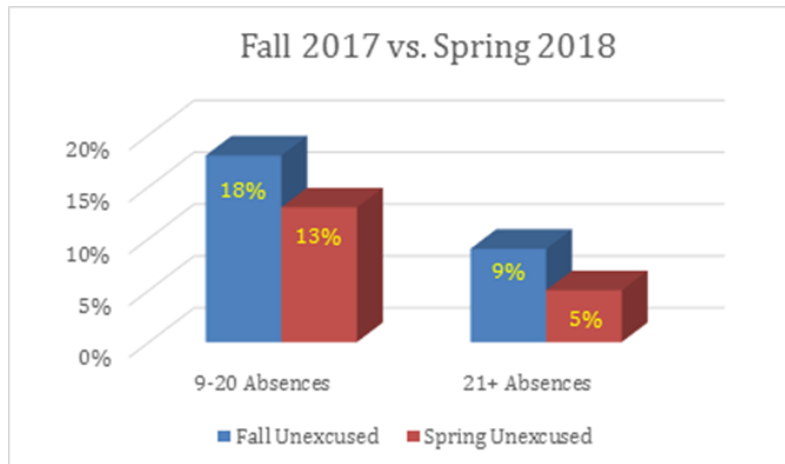
| School Name |
|-------------------------------|
| CCS Opportunity School |


| School SMART Goal 3: |
|--|
| By June 2019, will improve their daily attendance as evidenced by a 10% decrease of students with 9-20 absences (unexcused) and a 5% decrease of students having more than 20 absences as indicated by PowerSchool attendance reporting. |

| Aligned District Goal: | |
|--|---|
| Place an "X" next to the aligned district goal. | |
| Goal 1: Every student in the Cabarrus County School system will graduate from high school prepared for work, further education, and citizenship. | |
| Goal 2: Every student will experience a personalized education in the Cabarrus County School system. | |
| Goal 3: Every student, every day has excellent educators. | |
| Goal 4: CCS has effective and efficient financial, facilities, and technology systems, as well as community. | |
| Goal 5: Every student is safe, healthy, and responsible. | X |

| Aligned District Objective: |
|---|
| Click on the link to copy and paste the aligned district objective(s) below: http://www.cabarrus.k12.nc.us/cms/lib09/NC01910456/Centricity/Domain/497/CCS_Strategic%20Goals%20and%20Objectives%20Summary.pdf |
| |

| Strategy |
|---|
| <ul style="list-style-type: none"> - The school social worker will conduct weekly attendance reviews in order to identify student absence patterns. - The school social worker will continue to hold meetings with parents and students who have five or more absences. - The Opportunity School will conduct weekly incentives through the point and level system as indicated by perfect attendance. |





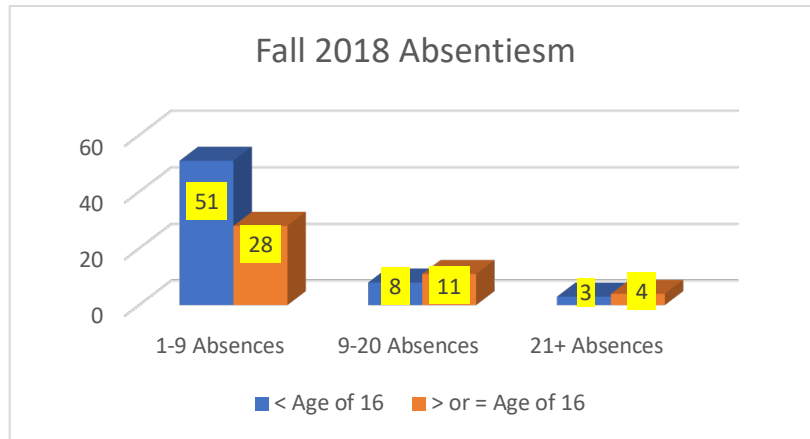
School Improvement Plan 2018-2019


Data is public and shall not include teacher or student identifiers. Links may be used.

Data that supports the SMART Goal

| | 15-16 (Actual) | 16-17 (Actual) | 17-18 (Actual) | 18-19 (Actual) |
|----------------|----------------|----------------|----------------|-------------------------------------|
| Absences | | | | |
| 1-8 | 119 (52%) | 147(74%) | 182(72%) | 79 (75%) - Fall Goal: 82% |
| 9-20 | 82 (36%) | 43(22%) | 33(13%) | 19(18%) -Fall Goal: 6% |
| 21+ | 19 (9%) | 8(4%) | 12(5%) | 7 (6%) – Fall Goal: 0% |
| Total Students | 227 | 200 | 254 | 105 - Fall |

2015-2016 Perfect Attendance: 7 Students which is 3% of the total student population
 2016-2017 Perfect Attendance: 2 Students which is 1% of the total student population
 2017-2018 Perfect Attendance: 0 Students which is 0% of the total student population
 2018-2019 Perfect Attendance: Fall Semester – 3 Students Spring Semester - Students





School Improvement Plan 2018-2019

| |
|---------------------------|
| Person Responsible |
| Brandi Harris |

| Beginning of Year Report: Report Key Steps for the year. Due by September 10, 2018 | | |
|--|--------------|----------------|
| <i>Aim for ten or less steps, however to add a step, click at the very end of a row and hit enter (return).</i> | | |
| Key Steps | | |
| Step | Date Started | Date Completed |
| School Social worker will meet with students when there is a pattern of absences | 8/28/2018 | 6/08/2019 |
| School Social worker will meet with parents when there are more than five student absences. | 8/28/2018 | 6/08/2019 |
| Homeroom teachers will report absences to social worker when students miss more than three days. | 8/28/2018 | 6/08/2019 |
| Weekly attendance reporting made available to social worker and administration | 8/28/2017 | 6/08/2019 |
| Track the days of the week that students are missing to identify a pattern | 8/28/2018 | 6/08/2019 |
| Create incentives to keep students in school on the identified days of chronic absenteeism | 8/28/2018 | 6/08/2019 |
| Utilize the point and level system to recognize students with perfect attendance. | 8/28/2018 | 6/08/2019 |
| Utilize the point and level system of advancement as an incentive to have students attend on a consistent basis. | 8/28/2017 | 6/08/2018 |

| Mid-Year Report Due March 8, 2019 | | |
|--|---|--|
| Formative Measures | List Key Results from Formative Measures | Record Progressing / Not Progressing |
| Power School Attendance Reporting | Students with perfect attendance, 1-8 absences, 9-20, and 21+ absences. | Progressing (decrease) on decreasing absences between 1-8 but not progressing (increase) on absences between 9-20 and 21+. |

| | |
|---|--|
| End-of-Year Report. Due June 20, 2019 | |
| SMART Goal | |
| By June 2019, students will improve their daily attendance as evidenced by a 10% decrease of students with 9-20 absences (unexcused) and a 5% decrease of students having more than 20 absences as indicated by PowerSchool attendance reporting. | |

| Summative Measure | Key Results from Summative Measure | Indicate with a "X" | |
|-------------------|------------------------------------|---------------------|--|
| | | Exceeds | |
| | | Meets | |



School Improvement Plan 2018-2019

| | | | |
|--|--|------------------------------------|--|
| | | Progress Made | |
| | | Not Progressing Not Met | |

| Summative Measure | Key Results from Summative Measure | Indicate with a "X" | |
|--------------------------|---|------------------------------------|--|
| | | Exceeds | |
| | | Meets | |
| | | Progress Made | |
| | | Not Progressing Not Met | |