

# Welcome Parents & Guardians



# How many times have you missed...



Flyers at  
the bottom  
of backpacks?



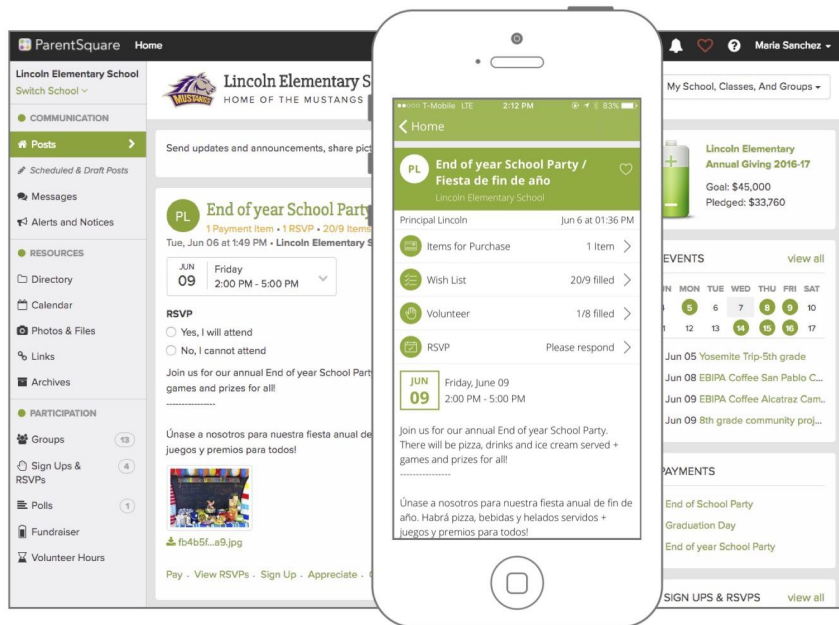
Parent-teacher  
conferences?



Events posted on  
school bulletin  
boards?

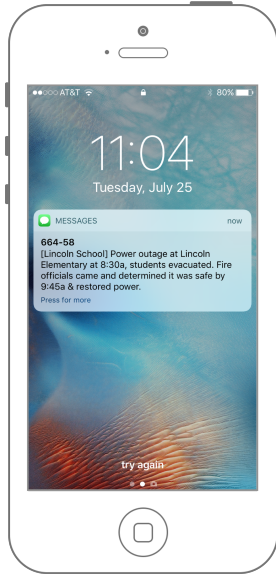


# Introducing our school's very own parent app!



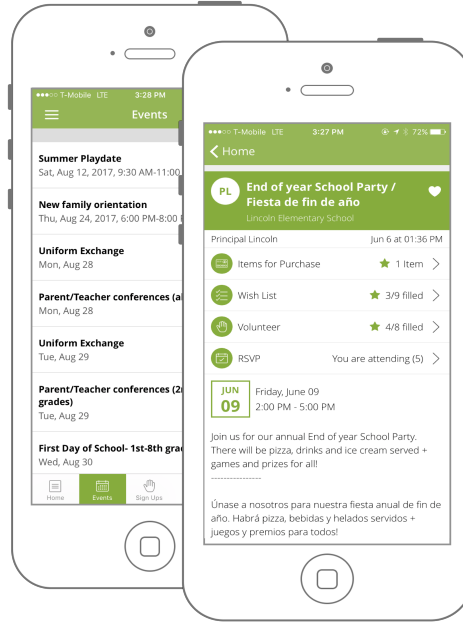
Stay connected from anywhere with our **online portal** and **parent app, ParentSquare!**

Get all school notifications in one place.  
View only what's relevant to your student.  
Never miss out again!



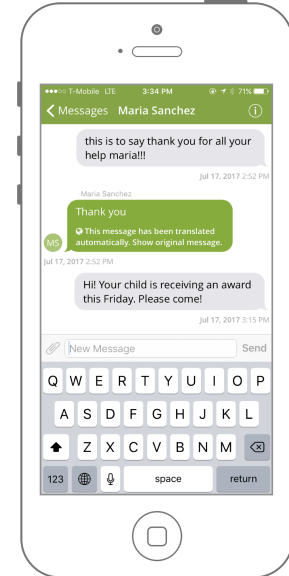
### Smart Alerts!

Get school wide announcements at your fingertips.



### One Tap Participation

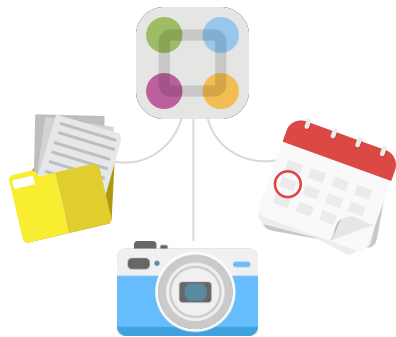
For volunteering, conferences, event RSVPs, payments, permission slips and more



### Two-Way Communication

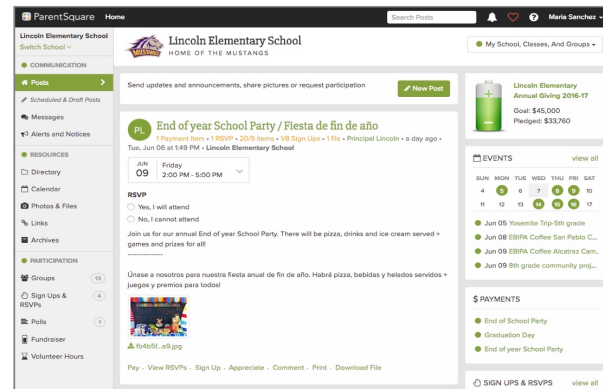
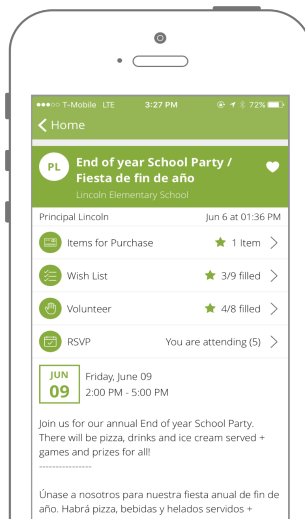
Send & receive real-time messages directly with teachers and administrators.

# How ParentSquare Works



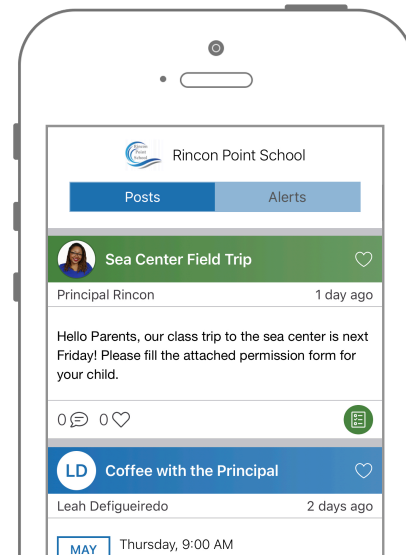
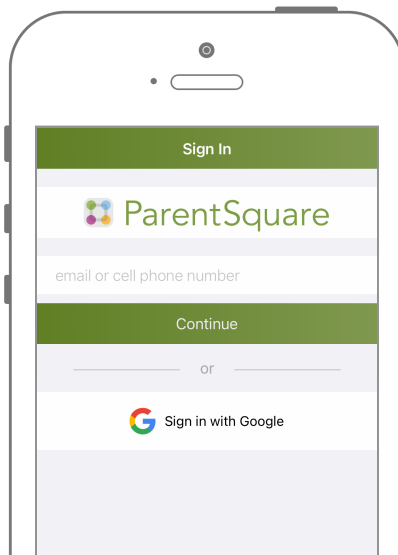



**1.** Teachers & staff share school-related news on ParentSquare.

**2.** Parents receive, respond & sign up, and get automated reminders!



**3.** Everyone has easy access to all interactions in one place.

# Get Started in 3 Easy Steps!



**1.** Download the free iOS or Android mobile app.

**2.** Log in with your email or phone registered with the school.

**3.** Start receiving posts relevant to your student.

# How to Make Sure You Stay Connected



Activate your account & login.



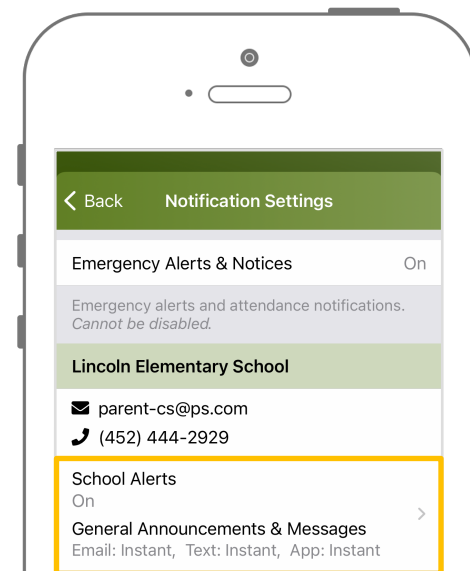
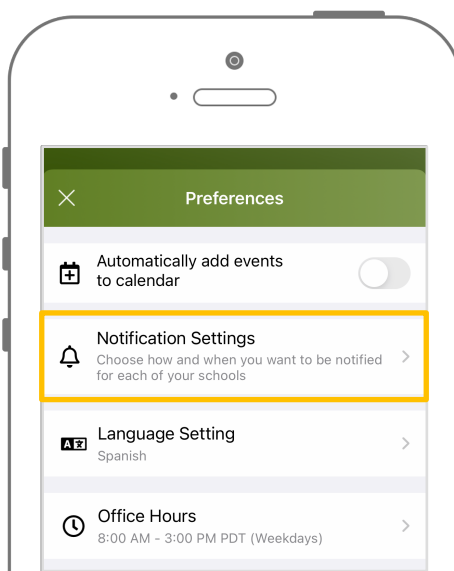
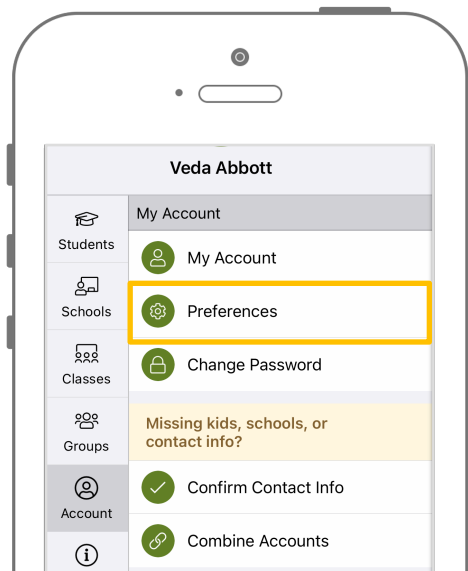
Make sure the school has your correct email AND mobile phone number.



Set your notification preferences in ParentSquare.



# Choose Your Notification Preferences



**1.** Tap the '☰' icon at the top left corner. Tap 'Account' and then 'Preferences'

**2.** Tap 'Notification Settings'

**3.** Select how you'd like to be notified





# ParentSquare™

---

Building a positive and supportive school community