


** Artwork courtesy of Willamette High School students*



2021-2022 Adopted Budget

**Together, we will reach, teach, and inspire each student to excellence.
Juntos podemos alcanzar, enseñar e inspirar a cada alumno para que sí.**

BACK OF COVER

2021/2022

**ADOPTED
BUDGET DOCUMENT**

Bethel School District No.52

4640 Barger Drive

Eugene, OR 97402

(541) 689-3280

www.bethel.k12.or.us

*** This page intentionally left blank ***

Special Information Tab goes here

BACK OF TAB

**2021/2022 ADOPTED BUDGET
TABLE OF CONTENTS**

	<u>Page</u>	GENERAL FUND	<u>Page</u>
Mission Statement and Guiding Principles	i	Revenue	1
Budget Committee	ii	Elementary School Programs:	
Budget Calendar	iii	Clear Lake Elementary	2-7
Budget Message	iv – vii	Danebo Elementary	8-14
Special Information	viii	Fairfield Elementary	15-20
		Irving Elementary	21-27
		Malabon Elementary	28-34
		Meadow View School	35-43
		Prairie Mountain School	44-51
		Middle School Programs:	
		Cascade Middle School	52-58
		Shasta Middle School	59-65
		High School Programs:	
		Willamette High School	66-75
		Kalapuya High School	76-82
		Student Services	83-91
		Teaching and Learning	92-103
		Administration	104-107
		All Schools	108-163
		OTHER FUNDS	
		Special Revenue Funds	164-174
		Debt Services Fund	175-177
		Capital Projects Funds	178-179
		Internal Service Fund	180
		Fiduciary Funds	181-183
		Description of Funds	184-185

REVENUE:

Bethel Tax Rate and Assessed Value	ix
Enrollment History	x
Enrollment by Grade	xi

EXPENDITURES:

Projected Licensed Staffing	xii
Projected Classified Staffing	xiii
Building Supply Allocation	xiv
Legal Notices	xv
Affidavit of Publication	xvi
Notice of Property Tax (Form ED-50)	xvii
Budget Adoption Resolution (74)	xviii
Budget Appropriation Resolution (75)	xix
Imposition of Taxes Resolution (76)	xxi

MISSION STATEMENT

Together we will reach, teach, and inspire each student to excellence.

Juntos podemos alcanzar, enseñar e inspirer a cada alumno para que si adelante

GUIDING PRINCIPLES

WE BELIEVE all students can learn.

WE BELIEVE in creating life-long learners.

WE BELIEVE in engaging our community to assure the success of all students.

WE BELIEVE in ensuring all students receive effective and relevant instruction.

WE BELIEVE in creating safe, caring, and mutually respectful environments where all students are honored and valued for their diverse cultural backgrounds, unique strengths, and diverse abilities.

BUDGET COMMITTEE 2021/2022

<u>POSITION NUMBER</u>	<u>SCHOOL BOARD MEMBERS</u>	<u>TERM EXPIRES</u>	<u>POSITION NUMBER</u>	<u>BUDGET APPOINTED MEMBERS</u>	<u>TERM EXPIRES</u>
1	Alan Laisure	2021	1	James Manning, Jr.	2021
2	Ashley Espinoza	2021	2	Patrick Farr	2021
3	Greg Nelson	2023	3	T. Erin Basinger	2022
4	Rich Cunningham	2023	4	Tatiana Bakhtina	2023
5	Paul Jorgensen	2021	5	Kellie Andre	2021
6	Robin Zygaitis	2023	6	Jennifer Ziegler	2022
7	Debi Farr	2021	7	Heather Quaas-Annsa	2023

The budget committee is an advisory group established by statute. The committee is made up of the governing body of the local government and an equal number of appointed members. The appointed members must be electors of the local government. They cannot be employees, officers, or agents of the local government. They are appointed for staggered, three-year terms. No member of the budget committee can receive compensation for serving on the committee.

The budget committee has several purposes. It conducts public meetings to hear the budget message and review the budget proposed by the budget officer. One of its most important purposes is to listen to comments and questions from interested citizens. It can revise the proposed budget to reflect changes it wants to make in the local government’s fiscal policy. It does not have the authority to negotiate employee salaries. The committee approves the budget, approves the property tax rate, and approves the dollar amount for debt service for the payment of bond principal and interest.

Local budget law requires that the budget committee hold at least one meeting for the purpose of:

1. Receiving the budget message and budget document, and
2. Providing members of the public with an opportunity to ask questions about and comment on the budget.

The District must give prior public notice of the meeting(s) held for these two purposes.

BETHEL SCHOOL DISTRICT
EUGENE, OREGON

2021-2022 - Budget Calendar



DECEMBER 14, 2020	Board Reviews Draft 2021-2022 Budget Calendar
JANUARY 11, 2021	Board Adopts 2021-2022 Budget Calendar
JANUARY 25, 2021	Appoint Budget Committee Members
APRIL 5, 2021	All budget materials due from buildings—300,400,500,600 series
APRIL 5, 2021	Submit notice to <u>Register Guard</u>
APRIL 12, 2021	Publish first notice of Budget Committee Meeting (<i>5 to 30 days prior to meeting</i>)
MAY 10, 2021	Budget Committee 'Orientation', 5:00 p.m. Budget Document/Budget Message presented to the Budget Committee First Budget Committee Meeting , District Office, 6:30 p.m.
MAY 13, 2021	Budget Committee Meeting at District Office, 5:30 p.m. Discussion of budgets for Elementary, K-8, Middle School and High School Programs, Administration, Special Services, All Schools, Other Funds and General Fund Revenue Approval of Budget
MAY 20, 2021	Alternative date for approval of the budget, District Office, 6:30 p.m.
JUNE 14, 2021	Publication of NOTICE OF BUDGET HEARING, FINANCIAL SUMMARY, and FUND SUMMARIES (<i>not more than 25 nor less than 5 days prior</i>)
JUNE 28, 2021	Public Hearing on Budget Enact resolutions adopting the budget, making the appropriations, and declaring the tax levy

Superintendent's Budget Message
2021-2022 Proposed Budget

Together we will reach, teach, and inspire each student to excellence

Overview

The 2020-21 school year has been like none other. The COVID-19 Pandemic continues as all of us work through case count lulls and surges and masks and mandates. Bethel School District has navigated the Pandemic attempting to mitigate harm while providing the best education possible, but the impact of the Pandemic has hit hardest our marginalized communities and communities of color. Nevertheless, this spring Bethel School District was able to begin to welcome students back in a hybrid model after a year of Comprehensive Distance Learning (CDL).

Because of the Pandemic, Bethel's budget was impacted in different ways—we experienced savings in some functions (e.g., substitute staff, facilities management) but needed to hire more staff to support CDL and then hybrid instruction. Increased costs and purchases include but are not limited to, technology (e.g., Chromebooks, software, instruction platforms), custodial and health and safety services and supplies, and nutrition services.

In the midst of the Pandemic, Bethel also went to the voters with a “no levy rate increase” General Obligation (GO) Bond of \$99.3 million dollars. The voters overwhelmingly supported this bond with a nearly 66% approval rate. The bond will replace Cascade Middle School, build a new Danebo Gym, a new Willamette High School Career Technical Education Center, added classrooms at Kalapuya High School, updated technology and text books, and numerous other projects at each building.

The passage of Bethel's current and previous bonds with overwhelming community support can be in part, attributed to Bethel's strong and conservative fiscal accountability, its thoughtful approach to supporting the needs of students, and providing continued compensation adjustments for employees. Bethel's solid financial standing also contributed to its ability to retain a strong bond rating when other districts' ratings were downgraded.

Oregon's Economy During COVID-19

As has generally been true, at the time of the writing of this budget document in the midst of the budgeting process, school districts across Oregon do not have a firm State School Fund number from which to budget. The Co-Chairs of the Ways and Means Committee have indicated the importance of the June Economic Forecast in establishing final budgetary allocations. Unfortunately, the June Forecast will be released after the completion of the work of the Bethel Budget Committee. As of now, the March 2021 Economic Forecast (released in February 2021) reflected these realities for Oregon's economy in the 2021-23 Biennium:

- A modest decrease in General Fund and Lottery resources of \$75.3 million since the December forecast.

- At the close of the 2019-21 biennium, the state is projected to have \$3.094 billion in reserve funds available (General Fund, Education Stability Fund, and Rainy Day Fund). This reserve is equivalent to 14.1% of the state’s General Fund revenue and is down slightly from the December Forecast.

Despite the stabilization of the 2019-21 budget and significant state reserves, the state is still facing a budget deficit for the 2021-23 biennium in the range of \$2 billion. This deficit assumes no reserves are tapped and no future federal aid would be forthcoming. However, on March 11, 2021 Congress passed the American Rescue Plan Act, which provided \$122.7 billion in supplemental ESSER (Elementary and Secondary School Emergency Relief) funding, known as the ESSER III fund. It is also anticipated that the June Economic Forecast will deliver positive news regarding Oregon’s economy.

There has been Federal legislative action through the CARES Act to assist states reeling from the economic impact of the Pandemic. Within the Act are two funding sources to supplement the District’s budget:

- ESSER I - These monies were allocated at the end of 2019-20 and have been exhausted.
- ESSER II- \$4.6 million to Bethel
- ESSER III \$13.4 million to Bethel

A look at 2021-22

During the 2019-21 biennia, Oregon’s State School Fund (SSF) allocation was \$9 billion. In the Co-Chairs of the Ways and Means Committee Budget Framework, the current SSF sits at \$9.1 billion. Current Service Level (CSL) with adequate roll-up costs for the 2021-23 biennia is estimated at \$9.6 billion. This current SSF is inadequate for school districts across our state and will require districts to, once again, make reductions, dip into reserves, and back-fill with ESSER and Student Investment Act funds. Of concern is the consistent discrepancy between the Governor’s Office and education leaders regarding the CSL and adequate roll-up costs. However, most significant is the potential future impact of the Corporate Activity Tax (CAT). In 2019, the legislature acknowledged decades of underfunding of schools and worked to pass the CAT. If we are to truly make *added* investments to school districts through the CAT, which funds the Student Success Act (SSA) and the Student Investment Account (SIA), we must not continue to underfund the SSF, thereby negating the CAT’s impact. This will also erode the hard-earned trust of our communities through this added and historical investment.

Corporate Activity Tax (CAT), the Student Success Act and the Student Investment Account

The Oregon legislature passed the Student Success Act (HB 3427) through which funds are generated by a Corporate Activity Tax (CAT). Due to the impact of the economy during the Pandemic, the CAT is expected to generate fewer dollars as compared to pre-Pandemic levels. However, it is expected that the legislature will allocate 100% of the funds generated. It is estimated that Bethel will receive nearly \$3.7 million, a reduction of approximately \$800-900 thousand than initial pre-Pandemic estimates.

Working Together

We already knew that Bethel staff are quite simply outstanding; however, their resiliency, adaptability, and perseverance over this past year is remarkable. Our staff have consistently supported students, families, and their community throughout this Pandemic, all the while juggling the needs of their own families. They have done this with an extraordinary amount of love, care, and compassion. We also saw significant community and agency outreach to assist and support our students and families.

We must also recognize that despite the Pandemic, Willamette High School and Kalapuya High School realized their highest graduation rates through increased intentional multi-tiered systems of support for students. We also must recognize that high school graduation starts in kindergarten and give a nod of thanks to all our educators who had a hand in getting our high school students across the stage.

Budget Committee Considerations

If the Budget Committee advises changes to the Proposed Budget, it is important to keep District priorities at the forefront of decision-making. The priorities were developed by the Long-Term Budget & Facilities Planning Committee and adopted by the Board. It is also important to carefully reflect on the interplay of elements used to balance this budget if any changes to the Proposed Budget are to be enacted. A change in one area of this budget will have consequences on the feasibility of other portions of the document.

Board budgeting philosophy and its accompanying priorities:

- *The level of funding, as well as the effective and efficient use of those funds, directly impacts the quantity and quality of programs offered by Bethel School District.*
- *Maximize the benefit to our community's children; the District must continue its effort to cultivate strong relationships with and between diverse students, parents, staff, and community members in local fiscal decision-making. In optimizing those funds for the benefit of all students, the District will strive to:*
- *Maximize the positive impact on student achievement through instructional support, readiness to learn, and efforts to increase student engagement so that all students make progress toward meeting state standards, District goals, and personal ambitions.*
- *Protect and maintain the community's investment in our facilities, physical spaces, equipment, technology, and other assets.*
- *Prepare for both short and long-term fiscal responsibilities including labor agreements, reserves, fund balance, planning for current and future mandates and community needs, and by investing in the sustainable growth of new and existing efficient and effective programs designed to ensure access for a diverse student population from birth to post-secondary.*

Looking to the Future

During the unprecedented times of the COVID-19 Pandemic, it is our sincere hope that Oregonians remain healthy and safe as we move to reopen, enabling our economy to recover. We don't know what school will look in the fall. Our hope is that the spread of COVID-19 significantly slows, that health and safety protocols are revised, and that the increased vaccination rates coupled with the availability of the vaccine to students will allow schools to fully reopen. We know that schools must carefully navigate this delicate transition, as we balance keeping students and staff safe, while providing the essential services our families and community rely upon.

Bethel Commitment

This message will be delivered publicly and further discussion will take place at our Budget Committee Meeting on May 10, 2021. Then, on May 13 the Budget Committee will reconvene to hear presentations on various portions of the budget. May 16 also offers the first opportunity for Budget Committee approval of a 2021-22 budget for Bethel School District. To the Budget Committee, thank you for your willingness to serve Bethel School District and its community. We look forward to your questions and guidance as we move toward approval and adoption of this budget.



Chris Parra, D. Ed.
Superintendent

Acknowledgements

Many individuals have worked diligently to create this draft budget. I would like to recognize those who have contributed significantly to its development, foremost, our Business Services Director Simon Levear. Additionally, Nancy Porter, Connie Quinn, Linda Northrup, Nathan Voelsch, Karen Sokol and Jennifer Littrell worked collaboratively to prepare this budget document. District and building administrators and their staff have provided much time and invaluable input. We owe thanks to the Bethel Print Shop for the printing and delivery of this document. Finally, I would like to thank the Board and Budget Committee for the time they will be volunteering to review, clarify, and advise us in our efforts to meet students' needs in Bethel School District.

SPECIAL INFORMATION

The following Special Information sheets provide some past, present, and future information in the development of the Bethel School District General Fund budget.

REVENUE

There are six components to revenue resources: local sources, intermediate sources, state sources, federal sources, inter-fund transfers and beginning fund balance.

Local sources include: property taxes, interest on investments, rentals and miscellaneous. The information sheet titled "**BETHEL TAX RATE AND ASSESSED VALUE**" *pg. ix*, shows the history of the District's property tax rate and the impact of Ballot Measure 5. It also shows the assessed value growth in the District over the last twenty years.

Intermediate sources are monies received from the County School Fund. Money comes from three areas to support this fund: tax levy portion, 25% of the federal forest fees received by the County, fine and forfeiture of debt in usury convictions, fines for cattle theft, optometrist prosecutions, pawnbroker forfeitures for excessive interest rates, fines for mooring a boat to a buoy or beacon. These funds are

disbursed through Lane Education Service District (ESD).

State sources are predominantly from the State School Fund (SSF). The driving factor for the SSF is student enrollment. The information sheet titled "**ENROLLMENT BY GRADE**" *pg xi*, reflects the growth of the District, particularly in the early 2000's. Currently the District's growth has leveled off. The SSF includes a transportation grant where 70% of the home to school transportation costs are reimbursed to the District. This budget is based on the State School Fund revenue projected by the Oregon Department of Education Finance Office. The Common School Fund is another State source. The principal of this fund is preserved and the interest income is used for the support and maintenance of the common school districts. Money for this fund comes from State land sales, bequests to the State for the Common School Fund, proceeds from the sale of submerged and submersible lands and more. It is disbursed through the State similar to the State School Fund.

Federal sources include the Federal Forest Fees received from the County Fund as a result of the apportionment of Federal Forest Fees.

Inter-fund transfer sources are from other funds and generally are one time resources.

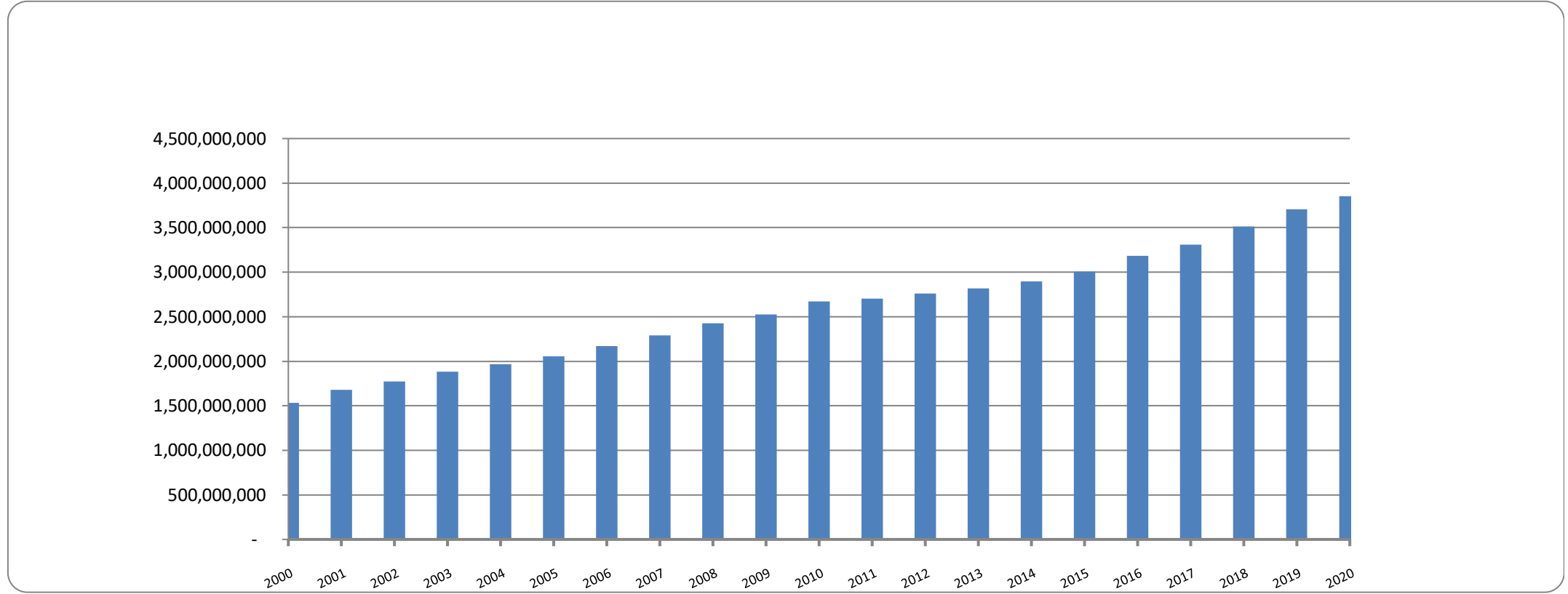
The **beginning fund balance** is money the District projects will be available from the prior fiscal year to carry forward to the New Year.

EXPENDITURES

There are eight components to expenditures: salaries, benefits, purchased services, supplies, capital outlay, dues/fees, inter-fund transfers and contingency. These driving components direct the programs of the District: instructional program, support service program, community service program, facilities acquisition/construction program, debt service program and contingency. When building principals and program directors develop their budgets, the two key pieces of information they need are staffing allocation and building supply allocation information. The information sheets titled "**PROJECTED STAFFING**" *pg xii*, is given to the building principals for them to design their class schedules. The information sheet titled "**BUILDING SUPPLY ALLOCATION**" *pg xiv*, is used by the building principal to develop the building budget for purchased services, supplies, capital outlay and dues and fees.

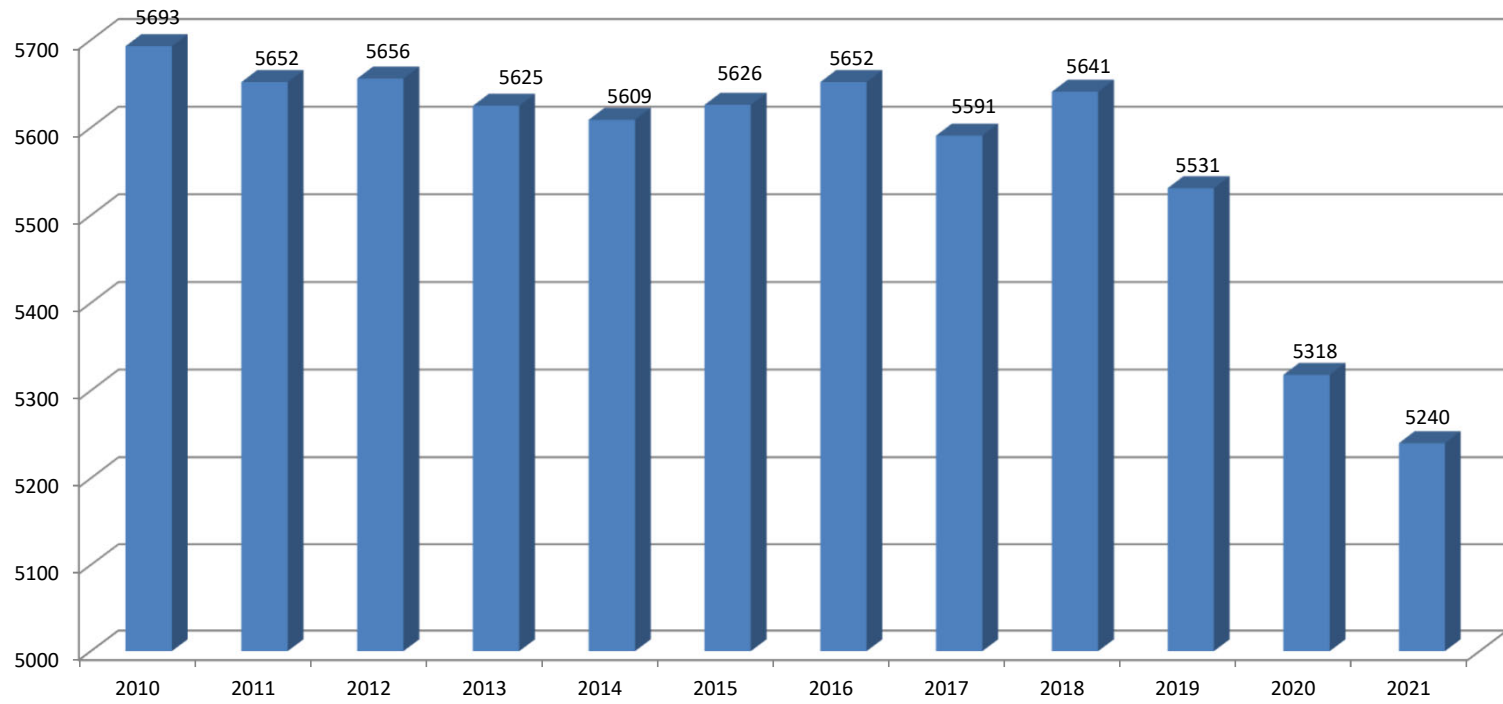
**BETHEL TAX RATE
AND ASSESSED VALUE**

YEAR	TAX RATE	ASSESSED VALUE (AV)	PERCENT INCREASE of AV
1999/2000	4.5067 (Permanent Rate)	1,534,580,085	8.71%
2000/2001	4.5067 (Permanent Rate)	1,677,356,404	9.30%
2001/2002	4.5067 (Permanent Rate)	1,771,794,521	5.63%
2002/2003	4.5067 (Permanent Rate)	1,884,740,427	6.37%
2003/2004	4.5067 (Permanent Rate)	1,967,073,999	4.37%
2004/2005	4.5067 (Permanent Rate)	2,055,541,516	4.50%
2005/2006	4.5067 (Permanent Rate)	2,168,282,960	5.48%
2006/2007	4.5067 (Permanent Rate)	2,291,465,668	5.68%
2007/2008	4.5067 (Permanent Rate)	2,428,242,644	5.97%
2008/2009	4.5067 (Permanent Rate)	2,527,522,943	4.09%
2009/2010	4.5067 (Permanent Rate)	2,669,362,520	5.61%
2010/2011	4.5067 (Permanent Rate)	2,705,151,293	1.34%
2011/2012	4.5067 (Permanent Rate)	2,758,995,067	1.99%
2012/2013	4.5067 (Permanent Rate)	2,818,105,970	2.14%
2013/2014	4.5067 (Permanent Rate)	2,897,301,084	2.81%
2014/2015	4.5067 (Permanent Rate)	3,008,190,363	3.83%
2015/2016	4.5067 (Permanent Rate)	3,185,663,784	5.90%
2016/2017	4.5067 (Permanent Rate)	3,310,845,485	3.93%
2017/2018	4.5067 (Permanent Rate)	3,514,383,149	6.15%
2018/2019	4.5067 (Permanent Rate)	3,704,855,253	5.42%
2019/2020	4.5067 (Permanent Rate)	3,852,122,964	3.97%



This represents the history of assessed value in the Bethel School District from 2000 through the projected assessment for 2020. County assessors combine permanent operating tax rates with other levy rates for consolidated tax rates. These rates are applied to the assessed value of each property to determine the tax extended. A constitutional limitation is applied to the tax extended to arrive at the tax imposed for the property.

Bethel School Enrollment



Grade	2010	2011	2012	2013	2014	2015	2016	2017	2018	2019	2020	2021-22
Kindergarten	404	451	419	411	451	429	427	406	443	421	360	414
1st	441	400	463	423	452	465	441	440	433	427	414	366
2nd	465	438	418	460	440	454	489	439	445	421	388	403
3rd	449	481	427	428	456	454	456	473	423	439	382	375
4th	431	442	483	429	441	460	464	458	472	426	426	383
5th	459	436	448	480	435	449	465	469	447	465	405	415
6th	445	449	423	443	470	434	431	430	452	432	443	382
7th	485	437	449	434	430	473	427	424	426	445	411	408
8th	449	469	436	429	395	439	458	422	426	405	449	424
9th	483	440	437	415	426	381	436	424	450	422	411	420
10th	414	442	412	408	395	403	366	421	421	417	412	397
11th	371	402	414	405	389	380	389	366	394	399	403	406
12th	397	365	427	460	429	405	403	419	409	412	414	447
Total	5693	5652	5656	5625	5609	5626	5652	5591	5641	5531	5318	5240

BETHEL SCHOOL DISTRICT #52

2021/2022

PROJECTED STAFFING

LICENSED STAFF

	23.5	24	27	27.5											
	PROJECTED	PROJECTED	PROJECTED	PROJECTED		School	Counselor	New	Out of ratio	Out of ratio	Out of ratio	Out of ratio	Out of ratio	Out of ratio	New
	Student	Student	Student	Student	Total	Licensed	FTE	Licensed	Music	Art &	Art	Language	PE	Other	Total
	enrollment	enrollment	enrollment	enrollment		FTE	Allocation	FTE	FTE	FTE	FTE	FTE	FTE	FTE	FTE
	K-3	4-5	6-8	9-12		Allocation	Allocation	Allocation	Allocation	Allocation	Allocation	Allocation	Allocation	Allocation	Allocation
Clear Lake	189	90	0	0	279	12.000	1.00	13.000	0.500	0.500			0.500		14.500
Danebo	152	89	0	0	241	10.250	1.00	11.250	0.500	0.500			0.500	0.500	13.250
Fairfield	257	119	0	0	376	16.000	1.25	17.250	1.000	0.500			1.000		19.750
Irving	190	103	0	0	293	12.500	1.00	13.500	0.875	0.500			0.750	0.500	16.125
Malabon	264	133	0	0	397	17.000	1.50	18.500	1.000	0.500			1.000	0.500	21.500
Meadow View	294	159	248	0	701	28.500	2.50	31.000	1.750	0.500	0.500	0.50	1.500		35.750
Prairie Mt	245	115	241	0	601	24.250	2.00	26.250	1.500	0.500	0.500	0.50	1.500		30.750
Cascade	0	0	364	0	364	13.500	1.25	14.750	1.0		0.5	0.50	1.0		17.750
Shasta	0	0	380	0	380	14.250	1.25	15.500	1.0		0.5	0.50	1.0		18.500
Kalapuya HS	0	0	0	98	98	3.750	1.00	4.750						3.0	7.725
WHS	0	0	0	1503	1503	54.750	4.00	58.750						1.0	59.750
Totals						206.8	17.8	224.5	9.1	3.5	2.0	2.00	8.8	5.5	255.4

**BETHEL SCHOOL DISTRICT #52
2021-22
PROJECTED STAFFING**

CLASSIFIED STAFF

Ratios	70	80	90	95						
<small>* does not include Special Education, Title 1, ELD, or Health Assistants</small>										
	<i>PROJECTED</i> Student enrollment K-3	<i>PROJECTED</i> Student enrollment 4-5	<i>PROJECTED</i> Student enrollment 6-8	<i>PROJECTED</i> Student enrollment 9-12	School Classified FTE Allocation	Number of Kinder Classrooms	Kinder EA Allocation	Office Coordinator Allocation	<i>Extra</i> FTE Allocation	FTE
Clear Lake	189	90	0	0	3.875	2.000	1.500	1.000		6.375
Danebo	152	89	0	0	3.375	2.000	1.500	1.000		5.875
Fairfield	257	119	0	0	5.250	3.000	2.250	1.000		8.500
Irving	190	103	0	0	4.125	2.000	1.500	1.000		6.625
Malabon	264	133	0	0	5.500	3.000	2.250	1.000		8.750
Meadow View	294	159	248	0	9.000	3.000	2.250	1.000		12.250
Prairie Mt	245	115	241	0	7.625	3.000	2.250	1.000		10.875
Cascade	0	0	364	0	4.125	N/A	N/A	1.000		5.125
Shasta	0	0	380	0	4.250	N/A	N/A	1.000		5.250
Kalapuya HS	0	0	0	98	1.125	N/A	N/A	1.000	1.00	3.125
WHS	0	0	0	1503	15.875	N/A	N/A	2.000		17.875
Totals					64.1		13.5	12.0	1.0	90.6

GENERAL FUND			
BUILDING SUPPLY ALLOCATIONS			
2021/2022			
Student FTE			
School	Student FTE*	ERR/life skills students	Allocation
Clear Lake	\$72.00	295	\$21,240
Danebo	\$72.00	263	\$18,936
Fairfield	\$72.00	376	\$27,072
Irving	\$72.00	293	\$21,096
Malabon	\$72.00	397	\$28,584
Meadow View	\$72.00	712	\$51,264
Prairie Mt	\$72.00	642	\$46,224
Cascade	\$72.00	376	\$27,072
Shasta	\$72.00	402	\$28,944
Kalapuya HS	\$150.00	104	\$15,600
WHS	\$150.00	1,545	\$231,750
		5,405	\$517,782

Notices of Budget Committee Meeting



20 S.F.S. 2021 | Notice Of Budget Committee Meeting

A public meeting of the Budget Committee of the Bethel School District #52, Lane County, State of Oregon, to discuss the budget for the fiscal year July 1, 2021 to June 30, 2022 will be held at Bethel School District Administrative Office, Board Room, 4640 Barger Drive, Eugene, Oregon. The meeting will take place on the 10th day of May 2021 at 6:30 p.m. The purpose of the meeting is to receive the budget message and to hear comments from the public on the budget.

If social distancing guidelines are still required, per ORS 192.670, the meeting will be held virtually. The meeting will be open virtually by audio to the public. Public comment will not be taken verbally during the virtual meeting, but will be accepted via email until 4:00 p.m. on Friday, May 7, 2021 and will be read during the public comment section of the meeting. Relevant public comment can be directed to connie.quinn@bethel.k12.or.us. Please provide your name, phone number and address in your email. Information to join the meeting will be available on the agenda posted on Bethel School District website prior to the budget meeting.

A copy of the budget document may be inspected or obtained on or after May 7, 2021, at the Bethel School District Administration Office between the hours of 8:00 a.m. and 5:00 p.m.

This is a public meeting where deliberation of the Budget Committee will take place. Any person may appear at the meeting virtually and discuss the proposed programs with the Budget Committee.

NOTICE OF BUDGET COMMITTEE MEETING

A public meeting of the Budget Committee of the Bethel School District #52, Lane County, State of Oregon, to discuss the budget for the fiscal year July 1, 2021 to June 30, 2022 will be held at Bethel School District Administrative Office, Board Room, 4640 Barger Drive, Eugene, Oregon. The meeting will take place on the 10th day of May 2021 at 6:30 p.m. The purpose of the meeting is to receive the budget message and to hear comments from the public on the budget.

If social distancing guidelines are still required, per ORS 192.670, the meeting will be held virtually and hosted from the District Administrative Office Boardroom. The meeting will be open virtually by audio to the public. Public comment will not be taken verbally during the virtual meeting, but will be accepted via email until 4:00 p.m. on Friday, May 7, 2021 and will be read during the public comment section of the meeting. Relevant public comment can be directed to connie.quinn@bethel.k12.or.us. Please provide your name, phone number and address in your email. Information to join the meeting will be available on the agenda posted on Bethel School District website prior to the budget meeting.

A copy of the budget document may be inspected or obtained on or after May 7, 2021, at the Bethel School District Administration Office between the hours of 8:00 a.m. and 5:00 p.m.

This is a public meeting where deliberation of the Budget Committee will take place. Any person may appear at the meeting and discuss the proposed programs with the Budget Committee.

This notice may also be found at www.bethel.k12.or.us

No. 232397 - April 18, 2021

GANNETT
3500 CHAD DRIVE, SUITE 600, EUGENE, OREGON 97408
PHONE (541) 485-1234

Legal Notice Advertising

Legal Notice
0000238361

SCH DIST 52-BETHEL
4640 BARGER DRIVE
EUGENE, OR 97402

AFFIDAVIT OF PUBLICATION

STATE OF OREGON, }
COUNTY OF LANE, } ss.

I, Robert Johnson being

first duly affirmed, depose and say that I am the Advertising Manager, or the principal clerk, of The Register-Guard, a newspaper of general circulation as defined in ORS 193.010 and 193.020; published at Eugene in the aforesaid county and state; that the **NOTICE OF BUDGET HEARING** printed copy of which is hereto annexed, is publishing in the entire issue of said newspaper in the following issues:

June 14, 2021



Notary Public of Oregon

Subscribed and affirmed to before me this June 18, 2021



Notary Public of Oregon

Account #: 17446


INVOICE: 00000238361

Case:

Ad Price: \$770.00

PROPERTY ID	APPROPRIATE AGENCY	APPROVED BUDGET YEAR 2021 - 2022	APPROVED BUDGET YEAR 2021 - 2022
FINANCIAL STATEMENT - REVENUES	FINANCIAL STATEMENT - EXPENSES	FINANCIAL STATEMENT - RESOURCES	FINANCIAL STATEMENT - REQUIREMENTS
		Year 2021 - 2021	Year 2021 - 2022
		2021-2021	2021-2022
TOTAL OF ALL FUNDS	Actual Amount 2019 - 2019	\$21,143,300	\$21,143,300
Fund 1000 - General Fund	0	0	0
Fund 2000 - Capital Projects	21,143,300	21,143,300	21,143,300
FINANCIAL STATEMENT - REVENUES			
1001 - Property Taxes	19,124,465	19,124,465	19,124,465
1002 - Grants	1,000,000	1,000,000	1,000,000
1003 - Fees	100,000	100,000	100,000
1004 - Licenses	100,000	100,000	100,000
1005 - Other	100,000	100,000	100,000
1006 - Intergovernmental	100,000	100,000	100,000
FINANCIAL STATEMENT - EXPENSES			
2001 - Personnel	15,000,000	15,000,000	15,000,000
2002 - Fringe Benefits	2,000,000	2,000,000	2,000,000
2003 - Contractual	1,000,000	1,000,000	1,000,000
2004 - Printing	500,000	500,000	500,000
2005 - Depreciation	1,000,000	1,000,000	1,000,000
2006 - Office	1,000,000	1,000,000	1,000,000
2007 - Other	1,000,000	1,000,000	1,000,000
FINANCIAL STATEMENT - RESOURCES			
3001 - Bonds	1,000,000	1,000,000	1,000,000
3002 - Loans	1,000,000	1,000,000	1,000,000
3003 - Other	1,000,000	1,000,000	1,000,000
FINANCIAL STATEMENT - REQUIREMENTS			
4001 - Personnel	15,000,000	15,000,000	15,000,000
4002 - Fringe Benefits	2,000,000	2,000,000	2,000,000
4003 - Contractual	1,000,000	1,000,000	1,000,000
4004 - Printing	500,000	500,000	500,000
4005 - Depreciation	1,000,000	1,000,000	1,000,000
4006 - Office	1,000,000	1,000,000	1,000,000
4007 - Other	1,000,000	1,000,000	1,000,000
TOTAL FTE	0	0	0

OFFICIAL STAMP
Kristen Jane Disco
NOTARY PUBLIC - OREGON
COMMISSION NO. 996047
MY COMMISSION EXPIRES JANUARY 22, 2024



Notice of Property Tax and Certification of Intent to Impose a Tax on Property for Education Districts

FORM ED-50 2021-2022

To assessor of Lane County

- File no later than JULY 15.
- Be sure to read instructions in the current Notice of Property Tax Forms and Instruction booklet.

Check here if this is
an amended form.

The Lane County School District #52 District Name has the responsibility and authority to place the following property tax, fee, charge or assessment on the tax roll of Lane County. The property tax, fee, charge or assessment is categorized as stated by this form.

4640 Barger Drive County Name Eugene City OR State 97402 Zip 7/1/2021 Date Submitted

Simon Levear Mailing Address of District Director of Business Services Title simon.levear@bethel.k12.or.us Contact Person E-mail

CERTIFICATION - You must check one box.

- The tax rate of levy amounts certified in Part I are within the tax rate or levy amounts approved by the budget committee.
- The tax rate of levy amounts certified in Part I were changed by the governing body and republished as required in ORS 294.456.

PART I: TOTAL PROPERTY TAX LEVY

	Subject to Education Limits	Rate -or- Dollar Amount
1. Rate per \$1,000 or dollar amount levied (within permanent rate limit) 1	4.5067	Excluded from Measure 5 Limits
2. Local option operating tax 2		Amount of Levy
3. Local option capital project tax 3		
4a. Levy for bonded indebtedness from bonds approved by voters prior to October 6, 2001 4a.		\$6,506,000
4b. Levy for bonded indebtedness from bonds approved by voters after October 6, 2001 4b.		\$6,506,000
4c. Total levy for bonded indebtedness not subject to Measure 5 or Measure 50 (total of 4a + 4b) 4c.		

PART II: RATE LIMIT CERTIFICATION

5. Permanent rate limit in dollars and cents per \$1,000 5	4.5067
6. Election date when your new district received voter approval for your permanent rate limit 6	
7. Estimated permanent rate limit for newly merged/consolidated district 7	

PART III: SCHEDULE OF LOCAL OPTION TAXES - Enter all local option taxes on this schedule. If there are more than three taxes,

attach a sheet showing the information for each.

Purpose (operating, capital project, or mixed)	Date voters approved local option ballot measure	First tax year levied	Final tax year to be levied	Tax amount -or- rate authorized per year by voters

150-504-075-6 (Rev. 10-19)

(see the back for worksheet for lines 4a, 4b, and 4c)

File with your assessor no later than JULY 15, unless granted an extension in writing.




June 28, 2021


RESOLUTION NO. 20-21: 74

BE IT RESOLVED, That the Board of Directors of Lane County School District No. 52 hereby **ADOPTS** the budget for 2021-2022 in the sum of **\$236,422,096**. This budget is now on file at the Bethel Administrative Offices.

GENERAL FUND (100)	\$	78,694,925
SPECIAL REVENUE FUND (200)		39,565,040
DEBT SERVICE FUND (300)		6,517,500
CAPITAL PROJECTS FUND (400)		110,168,650
INTERNAL SERVICE FUND (600)		207,000
FIDUCIARY FUND (700)		<u>1,268,981</u>
TOTAL	\$	236,422,096

ATTEST 

Clerk -- Chris Parra


 Chair -- Greg Nelson

MOVED BY Alan Latsure


SECONDED BY Paul Jorgensen

DATE 10.28.21

RESOLUTION: Passed Failed

BOARD MEMBERS	AYE	NAV	ABSTAIN	ABSENT
Debi Farr	✓			
Ashley Espinoza	✓			
Paul Jorgensen	✓			
Alan Latsure	✓			
Greg Nelson	✓			
Robin Zygaits	✓			
Rich Cunningham	✓			

4640 Barger Drive • Eugene, OR 97402 • Phone: (541) 689-3280
Fax: (541) 689-0719 • www.bethel.k12.or.us



Together we will reach, teach and inspire each student to excellence

June 28, 2021

RESOLUTION NO. 20-21: 75

BE IT RESOLVED, That the Board of Directors, Bethel School District No. 52, Lane County, hereby **APPROPRIATES** the amount for the fiscal year beginning July 1, 2021 and for the purposes shown are hereby appropriated as follows, attached.

ATTEST Chris Parra

Clerk – Chris Parra

Greg Nelson
Chair – Greg Nelson

MOVED BY Debi Farr

SECONDED BY Rich Cunningham

DATE 6.28.21


RESOLUTION: Passed Failed

BOARD MEMBERS	AYE	NAY	ABSTAIN	ABSENT
Debi Farr	✓			
Ashley Espinoza	✓			
Paul Jorgensen	✓			
Alan Laisure	✓			
Greg Nelson	✓			
Robin Zygaitis	✓			
Rich Cunningham	✓			

RESOLUTION MAKING APPROPRIATIONS

Be it resolved that the amount for the fiscal year beginning July 1, 2021 and for the purposes shown below are hereby appropriated as follows:

<u>GENERAL FUND (100)</u>			
1000 Instruction		\$	41,748,758
2000 Support Services			28,066,562
3000 Community Services			140,149
4000 Facilities Acquisition and Construction			430,056
5100 Debt Service			469,043
5200 Transfers			1,646,688
6000 General Operating Contingency			5,193,668
Fund Total		\$	77,694,925
<u>SPECIAL REVENUE FUND (200)</u>			
1000 Instruction		\$	29,449,420
2000 Support Services			3,251,808
3000 Community Services			3,247,997
4000 Facilities Acquisition and Construction			2,905,606
5100 Debt Service			185,088
5200 Transfers			525,121
Fund Total		\$	39,565,040
<u>DEBT SERVICE FUND (300)</u>			
2000 Support Services		\$	20
5100 Debt Service			6,257,871
Fund Total		\$	6,257,891
<u>CAPITAL PROJECT FUND (400)</u>			
4000 Facilities Acquisition and Construction		\$	110,168,650
Fund Total		\$	110,168,650
<u>INTERNAL SERVICE (600)</u>			
1000 Instruction		\$	175,000
2000 Support Services			32,000
5200 Transfers			-
Fund Total		\$	207,000
<u>FIDUCIARY FUND (700)</u>			
1000 Instruction		\$	-
2000 Support Services			1,042,181
3000 Community Services			226,800
5200 Transfers			-
Fund Total		\$	1,268,981
TOTAL APPROPRIATIONS, ALL FUNDS			235,162,488
TOTAL UNAPPROPRIATED ENDING FUND			
BALANCE RESERVE ALL FUNDS			1,259,609
TOTAL ADOPTED BUDGET			\$ 236,422,096
Unappropriated Ending Fund Balance is not appropr:			



Together we will reach, teach and inspire each student to excellence

4640 Barger Drive • Eugene, OR 97402 • Phone: (541) 689-3280
Fax: (541) 689-0719 • www.bethel.k12.or.us

June 28, 2021

RESOLUTION NO. 20-21: 76

BE IT RESOLVED, That the Bethel Board of Directors, Lane County School District No. 52, hereby impose the taxes provided for in the adopted budget at the rate of **\$4.5067 per \$1,000** of assessed value for operations and in the amount of **\$6,506,000** for bonds; and that these taxes are hereby imposed and categorized for tax year 2021-2022 upon the assessed value of all taxable property within the district.

EDUCATION

General Fund **\$4.5067/\$1,000**

EXCLUDED FROM LIMITATION

Debt Service Fund **\$6,506,000**

ATTEST Chris Parra

Clerk – Chris Parra

Greg Nelson
Chair – Greg Nelson

Moved by Robin Zygaitis

Seconded by Alan Laisure

DATE 6.28.21

RESOLUTION: Passed / Failed

BOARD MEMBERS	AYE	NAY	ABSTAIN	ABSENT
Debi Farr	✓			
Ashley Espinoza	✓			
Paul Jorgensen	✓			
Alan Laisure	✓			
Greg Nelson	✓			
Robin Zygaitis	✓			
Rich Cunningham	✓			

Revenue Tab goes here

BACK OF TAB

GENERAL FUND RESOURCES

ACCOUNT NUMBER / TITLE	ACTUAL 2018-19	ACTUAL 2019-20	ADOPTED 2020-21	PROPOSED 2021-22	APPROVED 2021-22	ADOPTED 2021-22
1111 CURRENT YEAR'S TAXES	15,759,409.52	16,368,241.99	17,123,183.00	17,050,198.00	17,050,198.00	17,050,198.00
1112 PRIOR YEAR'S TAXES	602,890.51	224,241.78	0.00	0.00	0.00	0.00
1113 CO. TAX SALES FOR BACK TX	10,370.59	7,312.65	0.00	0.00	0.00	0.00
1190 PENALTIES * INTEREST ON TAXES	52,555.53	52,481.14	50,000.00	55,000.00	55,000.00	55,000.00
1200 LOCAL GOVERNMENTS	933.70	663.53	1,000.00	1,000.00	1,000.00	1,000.00
1312 TUITION FROM OTHER DISTRICTS	0.00	0.00	0.00	0.00	0.00	0.00
1332	1,627.74	0.00	0.00	0.00	0.00	0.00
1510 INTEREST ON INVESTMENTS	579,026.13	518,556.52	450,000.00	200,000.00	200,000.00	200,000.00
1910 RENTALS	7,885.00	8,106.57	5,000.00	5,000.00	5,000.00	5,000.00
1920 CONTRIBUTIONS AND DONATIONS	0.00	425.00	0.00	0.00	0.00	0.00
1980 FEES CHARGED TO GRANTS	0.00	5,490.33	0.00	0.00	0.00	0.00
1990 MISCELLANEOUS	158,823.68	168,719.10	160,000.00	140,000.00	140,000.00	140,000.00
1995 FINGERPRINTING	-7,552.00	2,301.00	-6,000.00	1,000.00	1,000.00	1,000.00
2101 COUNTY SCHOOL FUNDS	176,912.20	207,611.83	100,000.00	200,000.00	200,000.00	200,000.00
3101 STATE SCHOOL FUND *	38,596,756.35	40,786,944.59	42,004,029.00	42,001,869.00	42,001,869.00	42,001,869.00
3103 COMMON SCHOOL FUND *	637,723.84	586,372.57	531,881.50	622,716.12	622,716.12	622,716.12
3199 HIGH COST DISABILITY	351,353.59	81,159.56	100,000.00	100,000.00	100,000.00	100,000.00
3299 OTHER GRANTS IN AID	0.00	0.00	0.00	0.00	0.00	0.00
4500 FEDERAL GRANTS	18,541.43	53,112.86	0.00	0.00	0.00	0.00
4801 FEDERAL FOREST FEES	224,097.06	207,817.19	215,000.00	215,000.00	215,000.00	215,000.00
5150 LOAN RECEIPTS	0.00	0.00	0.00	0.00	0.00	0.00
5200 INTERFUND TRANSFERS	223,165.65	86,000.00	0.00	0.00	0.00	0.00
5300 SALE OF ASSETS	0.00	147,359.38	0.00	0.00	0.00	0.00
5400 BEGINNING FUND BALANCE	7,993,949.56	10,182,492.62	9,618,282.67	10,842,951.00	10,842,951.00	10,842,951.00
REPORT TOTAL	65,388,470.08	69,695,410.21	70,352,376.17	71,434,734.12	71,434,734.12	71,434,734.12

*** This page intentionally left blank ***

Clear Lake Tab goes here

BACK OF TAB

CLEARLAKE ELEMENTARY ACCOUNT NUMBER / TITLE	ACTUAL 2018-19	ACTUAL 2019-20	ADOPTED 2020-21	PROPOSED 2021-22	APPROVED 2021-22	ADOPTED 2021-22
FUNCTION 1111 ELEMENTARY INSTRUCTION						
111 LICENSED SALARIES	619,008.35	662,398.18	703,611.83	731,555.51	731,555.51	731,555.51
112 CLASSIFIED SALARIES	44,052.63	72,497.91	77,583.42	80,667.86	80,667.86	80,667.86
121 SUBSTITUTES-LICENSED	18,624.93	41,265.26	31,612.90	20,058.42	20,058.42	20,058.42
122 SUBSTITUTES-CLASSIFIED	3,054.84	1,442.56	2,746.44	3,243.44	3,243.44	3,243.44
131 EXTRA DUTY	3,192.66	970.46	0.00	0.00	0.00	0.00
211 EMPLOYER CONTRIBUTION	31,919.23	44,862.39	50,412.98	32,119.33	32,119.33	32,119.33
212 EMPLOYER PD PERS PU 6.00%	37,520.99	43,651.58	47,456.10	49,273.87	49,273.87	49,273.87
213 PERS UAL	87,414.21	135,856.93	146,733.04	52,347.86	52,347.86	52,347.86
214 PERS BOND	0.00	0.00	0.00	98,302.84	98,302.84	98,302.84
216 OPSRP	31,442.57	35,563.29	37,220.52	25,288.84	25,288.84	25,288.84
220 FICA	49,827.60	56,494.87	62,924.04	64,469.89	64,469.89	64,469.89
231 WORKERS' COMPENSATION	3,169.27	3,564.35	6,305.42	6,741.95	6,741.95	6,741.95
232 UNEMPLOYMENT COMPENSATION	0.00	0.00	0.00	4,213.72	4,213.72	4,213.72
233 FAMILY & MEDICAL LEAVE INSURANCE	0.00	0.00	0.00	1,685.49	1,685.49	1,685.49
241 LICENSED INSURANCE	190,444.11	193,588.80	180,090.70	183,692.52	183,692.52	183,692.52
242 CLASSIFIED INSURANCE	14,491.83	40,967.46	42,336.00	42,336.00	42,336.00	42,336.00
246 DISTRICT PD TSA--LICENSED	6,344.61	7,488.08	6,553.49	6,768.13	6,768.13	6,768.13
247 DISTRICT PD TSA--CLASSIFI	322.80	820.42	0.00	0.00	0.00	0.00
324 RENTALS	2,434.57	2,082.26	3,500.00	3,500.00	3,500.00	3,500.00
342 TRAVEL, OUT OF DISTRICT	0.00	0.00	75.00	75.00	75.00	75.00
353 POSTAGE	407.80	265.40	420.00	500.00	500.00	500.00
410 SUPPLIES AND MATERIALS	2,771.80	1,405.25	5,075.00	7,790.00	7,790.00	7,790.00
460 NON-CONSUMABLE ITEMS	197.04	0.00	350.00	400.00	400.00	400.00
480 COMPUTER HARDWARE	109.99	0.00	600.00	700.00	700.00	700.00
1111 ELEMENTARY INSTRUCTION	1,146,751.83	1,345,185.45	1,405,606.86	1,415,730.64	1,415,730.64	1,415,730.64

CLEARLAKE ELEMENTARY ACCOUNT NUMBER / TITLE	ACTUAL 2018-19	ACTUAL 2019-20	ADOPTED 2020-21	PROPOSED 2021-22	APPROVED 2021-22	ADOPTED 2021-22
FUNCTION 1113 ELEMENTARY EXTRACURRICULAR						
131 EXTRA DUTY	1,365.00	1,388.00	1,415.76	1415.76	1,415.76	1,415.76
211 EMPLOYER CONTRIBUTION	182.28	189.00	196.08	122.46324	122.46	122.46
212 EMPLOYER PD PERS PU 6.00%	81.95	81.88	84.95	84.9456	84.95	84.95
213 PERS UAL	189.00	248.10	257.39	89.476032	89.48	89.48
214 PERS BOND	0.00	0.00	0.00	167.909136	167.91	167.91
216 OPSRP	0.00	0.00	0.00	0	0.00	0.00
220 FICA	98.89	96.98	108.31	108.30564	108.31	108.31
231 WORKERS' COMPENSATION	6.25	6.23	11.33	11.32608	11.33	11.33
232 UNEMPLOYMENT COMPENSATION	0.00	0.00	0.00	7.0788	7.08	7.08
233 FAMILY & MEDICAL LEAVE INSURANCE	0.00	0.00	0.00	2.83152	2.83	2.83
1113 ELEMENTARY EXTRACURRICULAR	1,923.37	2,010.19	2,073.81	2,010.10	2,010.10	2,010.10

CLEARLAKE ELEMENTARY ACCOUNT NUMBER / TITLE	ACTUAL 2018-19	ACTUAL 2019-20	ADOPTED 2020-21	PROPOSED 2021-22	APPROVED 2021-22	ADOPTED 2021-22
FUNCTION 2122 COUNSELING SERVICES						
111 LICENSED SALARIES	25,551.91	26,315.92	28,471.52	30,013.75	30,013.75	30,013.75
131 EXTRA DUTY	491.47	191.73	0.00	0.00	0.00	0.00
211 EMPLOYER CONTRIBUTION	0.00	0.00	0.00	0.00	0.00	0.00
212 EMPLOYER PD PERS PU 6.00%	1,562.61	1,590.44	1,751.00	1,845.85	1,845.85	1,845.85
213 PERS UAL	3,606.99	4,819.10	5,305.53	1,944.29	1,944.29	1,944.29
214 PERS BOND	0.00	0.00	0.00	3,648.62	3,648.62	3,648.62
216 OPSRP	2,088.67	2,226.65	2,451.40	1,704.33	1,704.33	1,704.33
220 FICA	1,992.31	2,027.84	2,232.52	2,353.45	2,353.45	2,353.45
231 WORKERS' COMPENSATION	120.80	121.50	233.47	246.11	246.11	246.11
232 UNEMPLOYMENT COMPENSATION	0.00	0.00	0.00	153.82	153.82	153.82
233 FAMILY & MEDICAL LEAVE INSURANCE	0.00	0.00	0.00	61.53	61.53	61.53
241 LICENSED INSURANCE	14,117.52	14,339.88	14,626.66	14,919.19	14,919.19	14,919.19
246 DISTRICT PD TSA--LICENSED	638.83	675.24	711.79	750.34	750.34	750.34
2122 COUNSELING SERVICES	50,171.11	52,308.30	55,783.88	57,641.29	57,641.29	57,641.29

CLEARLAKE ELEMENTARY ACCOUNT NUMBER / TITLE	ACTUAL 2018-19	ACTUAL 2019-20	ADOPTED 2020-21	PROPOSED 2021-22	APPROVED 2021-22	ADOPTED 2021-22
FUNCTION 2222 MEDIA / LIBRARY						
112 CLASSIFIED SALARIES	22,294.48	22,174.42	23,215.01	23,681.58	23,681.58	23,681.58
122 SUBSTITUTES-CLASSIFIED	1,176.46	0.00	1,141.67	1,249.09	1,249.09	1,249.09
131 EXTRA DUTY	574.60	139.89	0.00	0.00	0.00	0.00
211 EMPLOYER CONTRIBUTION	3,053.06	3,090.50	3,331.49	2,101.36	2,101.36	2,101.36
212 EMPLOYER PD PERS PU 6.00%	1,381.25	1,338.85	1,434.89	1,474.68	1,474.68	1,474.68
213 PERS UAL	3,321.38	4,056.77	4,527.46	1,552.09	1,552.09	1,552.09
214 PERS BOND	0.00	0.00	0.00	2,938.73	2,938.73	2,938.73
216 OPSRP	89.21	0.00	71.40	3.90	3.90	3.90
220 FICA	1,629.63	1,450.98	2,023.41	1,952.49	1,952.49	1,952.49
231 WORKERS' COMPENSATION	125.12	115.87	190.36	204.18	204.18	204.18
232 UNEMPLOYMENT COMPENSATION	0.00	0.00	0.00	127.61	127.61	127.61
233 FAMILY & MEDICAL LEAVE INSURANCE	0.00	0.00	0.00	51.05	51.05	51.05
242 CLASSIFIED INSURANCE	13,488.00	19,050.00	20,640.00	20,640.00	20,640.00	20,640.00
247 DISTRICT PD TSA--CLASSIFI	441.32	569.01	580.38	592.04	592.04	592.04
410 SUPPLIES AND MATERIALS	307.41	319.97	600.00	650.00	650.00	650.00
430 LIBRARY BOOKS	674.24	864.16	890.00	900.00	900.00	900.00
440 PERIODICALS	251.59	248.66	260.00	275.00	275.00	275.00
460 NON-CONSUMABLE ITEMS	192.18	28.16	350.00	400.00	400.00	400.00
2222 MEDIA / LIBRARY	48,999.93	53,447.24	59,256.07	58,793.80	58,793.80	58,793.80

CLEARLAKE ELEMENTARY ACCOUNT NUMBER / TITLE	ACTUAL 2018-19	ACTUAL 2019-20	ADOPTED 2020-21	PROPOSED 2021-22	APPROVED 2021-22	ADOPTED 2021-22
FUNCTION 2410 OFFICE OF THE PRINCIPAL						
112 CLASSIFIED SALARIES	48,938.52	50,859.57	52,686.00	54,207.00	54,207.00	54,207.00
113 ADMINISTRATORS	112,913.00	94,677.52	96,578.70	98,510.58	98,510.58	98,510.58
122 SUBSTITUTES-CLASSIFIED	2,046.20	1,344.63	2,654.32	2,172.53	2,172.53	2,172.53
131 EXTRA DUTY	26.90	128.88	0.00	0.00	0.00	0.00
190 TRAVEL STIPEND	2,400.00	4,800.00	4,896.00	4,896.00	4,896.00	4,896.00
211 EMPLOYER CONTRIBUTION	12,503.14	15,556.11	19,556.85	12,327.46	12,327.46	12,327.46
212 EMPLOYER PD PERS PU 6.00%	6,453.33	7,684.14	9,373.51	9,613.58	9,613.58	9,613.58
213 PERS UAL	14,896.72	23,403.83	28,401.73	10,124.15	10,124.15	10,124.15
214 PERS BOND	0.00	0.00	0.00	19,044.20	19,044.20	19,044.20
216 OPSRP	1,114.83	1,378.84	1,381.97	960.60	960.60	960.60
220 FICA	12,429.00	11,282.01	12,232.13	12,663.92	12,663.92	12,663.92
231 WORKERS' COMPENSATION	814.36	713.33	1,279.18	1,324.33	1,324.33	1,324.33
232 UNEMPLOYMENT COMPENSATION	0.00	0.00	0.00	827.71	827.71	827.71
233 FAMILY & MEDICAL LEAVE INSURANCE	0.00	0.00	0.00	331.08	331.08	331.08
242 CLASSIFIED INSURANCE	24,084.23	20,997.18	21,530.77	21,530.77	21,530.77	21,530.77
244 ADMIN/CONFID INSURANCE	19,072.71	19,204.33	20,061.60	19,540.30	19,540.30	19,540.30
245 DISTRICT PD TSA	4,800.00	4,800.00	4,800.00	4,800.00	4,800.00	4,800.00
247 DISTRICT PD TSA--CLASSIFI	713.60	920.00	936.45	955.35	955.35	955.35
2410 OFFICE OF THE PRINCIPAL	263,206.54	257,750.37	276,369.21	273,829.58	273,829.58	273,829.58

CLEARLAKE ELEMENTARY ACCOUNT NUMBER / TITLE	ACTUAL 2018-19	ACTUAL 2019-20	ADOPTED 2020-21	PROPOSED 2021-22	APPROVED 2021-22	ADOPTED 2021-22
FUNCTION 2542 MAINTENANCE OF PLANT						
112 CLASSIFIED SALARIES	42,556.80	70,662.32	81,010.40	83,693.28	83,693.28	83,693.28
122 SUBSTITUTES-CLASSIFIED	994.29	240.45	1,379.85	1,055.68	1,055.68	1,055.68
131 EXTRA DUTY	0.00	161.07	0.00	0.00	0.00	0.00
211 EMPLOYER CONTRIBUTION	0.00	0.00	5,237.81	3,306.61	3,306.61	3,306.61
212 EMPLOYER PD PERS PU 6.00%	2,553.36	3,046.35	4,927.56	5,105.26	5,105.26	5,105.26
213 PERS UAL	6,031.89	9,274.22	14,930.51	5,376.49	5,376.49	5,376.49
214 PERS BOND	0.00	0.00	0.00	10,111.49	10,111.49	10,111.49
216 OPSRP	3,492.81	4,285.10	3,842.11	2,586.06	2,586.06	2,586.06
220 FICA	3,262.68	5,281.80	6,282.64	6,570.28	6,570.28	6,570.28
231 WORKERS' COMPENSATION	1,380.24	1,503.47	657.01	687.09	687.09	687.09
232 UNEMPLOYMENT COMPENSATION	0.00	0.00	0.00	429.43	429.43	429.43
233 FAMILY & MEDICAL LEAVE INSURANCE	0.00	0.00	0.00	171.77	171.77	171.77
242 CLASSIFIED INSURANCE	15,337.80	14,318.20	14,532.00	14,532.00	14,532.00	14,532.00
247 DISTRICT PD TSA--CLASSIFI	917.07	1,093.61	1,115.60	1,137.08	1,137.08	1,137.08
322 REPAIRS & MAINTENANCE	387.00	0.00	550.00	600.00	600.00	600.00
410 SUPPLIES AND MATERIALS	5,367.43	4,686.41	5,500.00	5,850.00	5,850.00	5,850.00
460 NON-CONSUMABLE ITEMS	163.95	0.00	550.00	600.00	600.00	600.00
2542 MAINTENANCE OF PLANT	82,445.32	114,553.00	140,515.48	141,812.51	141,812.51	141,812.51

Danebo tab goes here

BACK OF TAB

DANEBO ELEMENTARY ACCOUNT NUMBER / TITLE	ACTUAL 2018-19	ACTUAL 2019-20	ADOPTED 2020-21	PROPOSED 2021-22	APPROVED 2021-22	ADOPTED 2021-22
FUNCTION 1111 ELEMENTARY INSTRUCTION						
111 LICENSED SALARIES	644,275.51	728,311.02	777,516.88	810,728.13	810,728.13	810,728.13
112 CLASSIFIED SALARIES	37,534.62	34,666.78	39,416.20	41,392.96	41,392.96	41,392.96
121 SUBSTITUTES-LICENSED	20,799.24	10,335.60	18,178.18	22,400.07	22,400.07	22,400.07
122 SUBSTITUTES-CLASSIFIED	6,683.14	603.38	831.85	7,095.75	7,095.75	7,095.75
131 EXTRA DUTY	1,305.22	455.40	0.00	0.00	0.00	0.00
211 EMPLOYER CONTRIBUTION	32,050.47	31,696.21	37,922.21	24,120.47	24,120.47	24,120.47
212 EMPLOYER PD PERS PU 6.00%	41,090.38	44,897.36	49,356.42	51,554.74	51,554.74	51,554.74
213 PERS UAL	96,214.99	137,111.31	151,190.51	54,799.00	54,799.00	54,799.00
214 PERS BOND	0.00	0.00	0.00	102,983.11	102,983.11	102,983.11
216 OPSRP	36,460.16	44,128.23	46,856.34	32,527.24	32,527.24	32,527.24
220 FICA	51,896.72	56,804.12	64,264.95	67,771.09	67,771.09	67,771.09
231 WORKERS' COMPENSATION	3,279.84	3,542.78	6,568.44	7,087.17	7,087.17	7,087.17
232 UNEMPLOYMENT COMPENSATION	0.00	0.00	0.00	4,429.48	4,429.48	4,429.48
233 FAMILY & MEDICAL LEAVE INSURANCE	0.00	0.00	0.00	1,771.79	1,771.79	1,771.79
241 LICENSED INSURANCE	179,667.98	216,578.39	215,743.18	220,058.04	220,058.04	220,058.04
242 CLASSIFIED INSURANCE	12,799.37	604.11	644.07	644.07	644.07	644.07
246 DISTRICT PD TSA--LICENSED	4,742.06	6,178.71	3,752.53	3,892.55	3,892.55	3,892.55
247 DISTRICT PD TSA--CLASSIFI	222.36	299.79	369.09	387.21	387.21	387.21
324 RENTALS	2,132.13	2,154.46	2,800.00	2,500.00	2,500.00	2,500.00
342 TRAVEL, OUT OF DISTRICT	0.00	0.00	75.00	75.00	75.00	75.00
353 POSTAGE	350.48	362.80	200.00	236.00	236.00	236.00
410 SUPPLIES AND MATERIALS	2,297.17	1,760.73	11,175.00	10,425.00	10,425.00	10,425.00
460 NON-CONSUMABLE ITEMS	1,479.66	180.44	296.00	450.00	450.00	450.00
470 COMPUTER SOFTWARE	150.00	150.00	0.00	150.00	150.00	150.00
1111 ELEMENTARY INSTRUCTION	1,175,431.50	1,320,821.62	1,427,156.86	1,467,478.88	1,467,478.88	1,467,478.88

DANEBO ELEMENTARY ACCOUNT NUMBER / TITLE	ACTUAL 2018-19	ACTUAL 2019-20	ADOPTED 2020-21	PROPOSED 2021-22	APPROVED 2021-22	ADOPTED 2021-22
FUNCTION 1113 ELEMENTARY EXTRACURRICULAR						
121 SUBSTITUTES-LICENSED	0.00	0.00	0.00	0.00	0.00	0.00
131 EXTRA DUTY	1,157.00	1,178.00	1,201.56	1,201.56	1,201.56	1,201.56
211 EMPLOYER CONTRIBUTION	0.00	0.00	0.00	0.00	0.00	0.00
212 EMPLOYER PD PERS PU 6.00%	69.39	35.34	0.00	0.00	0.00	0.00
213 PERS UAL	160.28	107.09	0.00	0.00	0.00	0.00
214 PERS BOND	0.00	0.00	0.00	0.00	0.00	0.00
216 OPSRP	92.79	49.49	0.00	0.00	0.00	0.00
220 FICA	88.47	90.11	91.92	91.92	91.92	91.92
231 WORKERS' COMPENSATION	5.58	5.29	9.61	9.61	9.61	9.61
232 UNEMPLOYMENT COMPENSATION	0.00	0.00	0.00	6.01	6.01	6.01
233 FAMILY & MEDICAL LEAVE INSURANCE	0.00	0.00	0.00	2.40	2.40	2.40
241 LICENSED INSURANCE	0.00	536.65	0.00	0.00	0.00	0.00
1113 ELEMENTARY EXTRACURRICULAR	1,573.51	2,001.97	1,303.09	1,311.50	1,311.50	1,311.50

DANEBO ELEMENTARY ACCOUNT NUMBER / TITLE	ACTUAL 2018-19	ACTUAL 2019-20	ADOPTED 2020-21	PROPOSED 2021-22	APPROVED 2021-22	ADOPTED 2021-22
FUNCTION 2122 COUNSELING SERVICES						
111 LICENSED SALARIES	19,875.78	25,838.86	27,955.69	29,469.38	29,469.38	29,469.38
131 EXTRA DUTY	118.96	250.68	0.00	0.00	0.00	0.00
211 EMPLOYER CONTRIBUTION	0.00	0.00	0.00	0.00	0.00	0.00
212 EMPLOYER PD PERS PU 6.00%	0.00	1,565.01	1,677.34	1,768.16	1,768.16	1,768.16
213 PERS UAL	0.00	4,742.06	5,082.34	1,862.46	1,862.46	1,862.46
214 PERS BOND	0.00	0.00	0.00	3,495.07	3,495.07	3,495.07
216 OPSRP	0.00	2,191.04	2,348.28	1,632.60	1,632.60	1,632.60
220 FICA	1,418.94	1,650.22	2,138.61	2,254.41	2,254.41	2,254.41
231 WORKERS' COMPENSATION	92.64	121.97	223.65	235.76	235.76	235.76
232 UNEMPLOYMENT COMPENSATION	0.00	0.00	0.00	147.35	147.35	147.35
233 FAMILY & MEDICAL LEAVE INSURANCE	0.00	0.00	0.00	58.94	58.94	58.94
241 LICENSED INSURANCE	9,311.25	10,754.97	12,341.24	12,588.07	12,588.07	12,588.07
246 DISTRICT PD TSA--LICENSED	210.58	0.00	0.00	0.00	0.00	0.00
2122 COUNSELING SERVICES	31,028.15	47,114.81	51,767.15	53,512.19	53,512.19	53,512.19

DANEBO ELEMENTARY ACCOUNT NUMBER / TITLE	ACTUAL 2018-19	ACTUAL 2019-20	ADOPTED 2020-21	PROPOSED 2021-22	APPROVED 2021-22	ADOPTED 2021-22
FUNCTION 2222 MEDIA / LIBRARY						
112 CLASSIFIED SALARIES	21,412.22	21,432.97	22,322.13	22,770.75	22,770.75	22,770.75
122 SUBSTITUTES-CLASSIFIED	381.61	131.90	127.82	405.17	405.17	405.17
131 EXTRA DUTY	486.20	58.73	0.00	0.00	0.00	0.00
211 EMPLOYER CONTRIBUTION	0.00	9.57	1.73	0.55	0.55	0.55
212 EMPLOYER PD PERS PU 6.00%	1,313.90	1,289.09	1,373.16	1,406.33	1,406.33	1,406.33
213 PERS UAL	3,032.92	3,930.14	4,169.32	1,480.93	1,480.93	1,480.93
214 PERS BOND	0.00	0.00	0.00	2,787.55	2,787.55	2,787.55
216 OPSRP	1,756.25	1,810.01	1,925.37	1,294.30	1,294.30	1,294.30
220 FICA	1,619.23	1,480.23	1,760.11	1,816.51	1,816.51	1,816.51
231 WORKERS' COMPENSATION	117.27	112.48	183.04	189.96	189.96	189.96
232 UNEMPLOYMENT COMPENSATION	0.00	0.00	0.00	118.73	118.73	118.73
233 FAMILY & MEDICAL LEAVE INSURANCE	0.00	0.00	0.00	47.49	47.49	47.49
242 CLASSIFIED INSURANCE	11,808.81	16,034.63	16,346.18	16,346.18	16,346.18	16,346.18
247 DISTRICT PD TSA--CLASSIFI	428.28	547.17	558.05	569.27	569.27	569.27
410 SUPPLIES AND MATERIALS	222.53	113.49	400.00	350.00	350.00	350.00
430 LIBRARY BOOKS	398.19	0.00	400.00	350.00	350.00	350.00
460 NON-CONSUMABLE ITEMS	175.60	0.00	0.00	0.00	0.00	0.00
2222 MEDIA / LIBRARY	43,153.01	46,950.41	49,566.91	49,933.71	49,933.71	49,933.71

DANEBO ELEMENTARY ACCOUNT NUMBER / TITLE	ACTUAL 2018-19	ACTUAL 2019-20	ADOPTED 2020-21	PROPOSED 2021-22	APPROVED 2021-22	ADOPTED 2021-22
FUNCTION 2410 OFFICE OF THE PRINCIPAL						
112 CLASSIFIED SALARIES	47,774.58	48,103.11	50,583.94	51,998.06	51,998.06	51,998.06
113 ADMINISTRATORS	114,966.12	115,271.40	119,202.25	121,586.04	121,586.04	121,586.04
122 SUBSTITUTES-CLASSIFIED	0.00	0.00	0.00	0.00	0.00	0.00
131 EXTRA DUTY	206.25	33.17	0.00	0.00	0.00	0.00
190 TRAVEL STIPEND	2,400.00	2,400.00	2,448.00	2,448.00	2,448.00	2,448.00
211 EMPLOYER CONTRIBUTION	20,474.34	21,270.21	22,723.22	14,449.66	14,449.66	14,449.66
212 EMPLOYER PD PERS PU 6.00%	9,920.81	9,948.52	10,622.05	10,849.93	10,849.93	10,849.93
213 PERS UAL	22,900.61	30,143.84	32,184.82	11,428.59	11,428.59	11,428.59
214 PERS BOND	0.00	0.00	0.00	21,446.69	21,446.69	21,446.69
216 OPSRP	960.89	1,027.54	1,102.58	763.64	763.64	763.64
220 FICA	12,316.88	12,314.84	13,543.12	13,833.66	13,833.66	13,833.66
231 WORKERS' COMPENSATION	810.68	806.59	1,416.27	1,446.66	1,446.66	1,446.66
232 UNEMPLOYMENT COMPENSATION	0.00	0.00	0.00	904.16	904.16	904.16
233 FAMILY & MEDICAL LEAVE INSURANCE	0.00	0.00	0.00	361.66	361.66	361.66
242 CLASSIFIED INSURANCE	15,629.83	14,210.75	14,532.00	14,532.00	14,532.00	14,532.00
244 ADMIN/CONFID INSURANCE	19,072.71	19,504.33	20,061.60	19,540.30	19,540.30	19,540.30
245 DISTRICT PD TSA	4,800.00	4,800.00	4,800.00	4,800.00	4,800.00	4,800.00
247 DISTRICT PD TSA--CLASSIFI	0.00	0.00	0.00	0.00	0.00	0.00
342 TRAVEL, OUT OF DISTRICT	0.00	0.00	0.00	0.00	0.00	0.00
410 SUPPLIES AND MATERIALS	0.00	34.67	0.00	0.00	0.00	0.00
2410 OFFICE OF THE PRINCIPAL	272,233.70	279,868.97	293,219.85	290,389.04	290,389.04	290,389.04

DANEBO ELEMENTARY ACCOUNT NUMBER / TITLE	ACTUAL 2018-19	ACTUAL 2019-20	ADOPTED 2020-21	PROPOSED 2021-22	APPROVED 2021-22	ADOPTED 2021-22
FUNCTION 2542 MAINTENANCE OF PLANT						
112 CLASSIFIED SALARIES	43,825.60	75,600.80	86,921.12	89,855.52	89,855.52	89,855.52
122 SUBSTITUTES-CLASSIFIED	2,405.16	2,396.49	2,019.30	2,553.65	2,553.65	2,553.65
131 EXTRA DUTY	0.00	330.57	0.00	0.00	0.00	0.00
211 EMPLOYER CONTRIBUTION	5,850.72	6,324.52	6,388.12	4,055.61	4,055.61	4,055.61
212 EMPLOYER PD PERS PU 6.00%	2,629.56	4,555.86	5,215.27	5,428.67	5,428.67	5,428.67
213 PERS UAL	6,122.11	14,056.37	15,802.26	5,715.67	5,715.67	5,715.67
214 PERS BOND	0.00	0.00	0.00	10,779.28	10,779.28	10,779.28
216 OPSRP	30.27	2,658.85	3,440.29	2,390.71	2,390.71	2,390.71
220 FICA	3,504.76	5,895.24	6,649.47	7,069.30	7,069.30	7,069.30
231 WORKERS' COMPENSATION	1,409.21	2,433.14	695.37	739.27	739.27	739.27
232 UNEMPLOYMENT COMPENSATION	0.00	0.00	0.00	462.05	462.05	462.05
233 FAMILY & MEDICAL LEAVE INSURANCE	0.00	0.00	0.00	184.82	184.82	184.82
242 CLASSIFIED INSURANCE	15,337.80	14,318.04	14,532.00	14,532.00	14,532.00	14,532.00
247 DISTRICT PD TSA--CLASSIFI	0.00	0.00	0.00	0.00	0.00	0.00
322 REPAIRS & MAINTENANCE	0.00	299.38	0.00	0.00	0.00	0.00
410 SUPPLIES AND MATERIALS	5,316.10	4,714.60	5,200.00	5,000.00	5,000.00	5,000.00
460 NON-CONSUMABLE ITEMS	0.00	384.91	0.00	0.00	0.00	0.00
2542 MAINTENANCE OF PLANT	86,431.29	133,968.77	146,863.19	148,766.55	148,766.55	148,766.55

DANEBO ELEMENTARY ACCOUNT NUMBER / TITLE	ACTUAL 2018-19	ACTUAL 2019-20	ADOPTED 2020-21	PROPOSED 2021-22	APPROVED 2021-22	ADOPTED 2021-22
FUNCTION 2550 TRANSPORTATION						
331 REIMBURSABLE STUDENT TRAN	167.42	270.53	400.00	400.00	400.00	400.00
2550 TRANSPORTATION	167.42	270.53	400.00	400.00	400.00	400.00

*** This page intentionally left blank ***

Fairfield tab goes here

BACK OF TAB

FAIRFIELD ELEMENTARY ACCOUNT NUMBER / TITLE	ACTUAL 2018-19	ACTUAL 2019-20	ADOPTED 2020-21	PROPOSED 2021-22	APPROVED 2021-22	ADOPTED 2021-22
FUNCTION 1111 ELEMENTARY INSTRUCTION						
111 LICENSED SALARIES	875,621.47	972,583.10	1,057,221.50	1,102,251.50	1,102,251.50	1,102,251.50
112 CLASSIFIED SALARIES	83,117.28	114,756.87	123,961.63	128,717.93	128,717.93	128,717.93
121 SUBSTITUTES-LICENSED	20,604.69	18,838.98	31,306.87	22,190.55	22,190.55	22,190.55
122 SUBSTITUTES-CLASSIFIED	13,316.21	4,225.55	8,140.37	14,138.33	14,138.33	14,138.33
131 EXTRA DUTY	2,679.42	1,771.49	0.00	0.00	0.00	0.00
211 EMPLOYER CONTRIBUTION	27,332.03	30,205.28	38,329.67	24,192.32	24,192.32	24,192.32
212 EMPLOYER PD PERS PU 6.00%	55,958.59	60,565.77	71,730.89	74,839.66	74,839.66	74,839.66
213 PERS UAL	130,456.53	195,362.52	220,624.25	79,314.10	79,314.10	79,314.10
214 PERS BOND	0.00	0.00	0.00	149,134.89	149,134.89	149,134.89
216 OPSRP	59,120.19	71,947.07	78,690.29	53,909.86	53,909.86	53,909.86
220 FICA	72,301.80	80,980.35	94,247.00	97,851.60	97,851.60	97,851.60
231 WORKERS' COMPENSATION	4,606.05	5,113.12	9,540.32	10,232.85	10,232.85	10,232.85
232 UNEMPLOYMENT COMPENSATION	0.00	0.00	0.00	6,395.53	6,395.53	6,395.53
233 FAMILY & MEDICAL LEAVE INSURANCE	0.00	0.00	0.00	2,558.21	2,558.21	2,558.21
241 LICENSED INSURANCE	266,531.78	301,740.46	294,361.45	300,248.68	300,248.68	300,248.68
242 CLASSIFIED INSURANCE	36,303.44	11,357.62	12,345.08	12,345.08	12,345.08	12,345.08
246 DISTRICT PD TSA--LICENSED	8,383.09	9,592.28	11,267.03	11,713.56	11,713.56	11,713.56
247 DISTRICT PD TSA--CLASSIFI	135.21	115.32	89.50	94.04	94.04	94.04
248 DISTRICT PD TSA--SUPV/CON	0.00	0.00	0.00	0.00	0.00	0.00
324 RENTALS	2,271.29	2,102.89	3,500.00	2,205.00	2,205.00	2,205.00
341 TRAVEL, LOCAL IN DISTRICT	0.00	0.00	0.00	0.00	0.00	0.00
353 POSTAGE	1,096.65	807.53	700.00	700.00	700.00	700.00
410 SUPPLIES AND MATERIALS	3,723.69	2,821.47	11,908.00	16,076.00	16,076.00	16,076.00
460 NON-CONSUMABLE ITEMS	1,220.75	695.96	3,000.00	496.00	496.00	496.00
1111 ELEMENTARY INSTRUCTION	1,664,780.16	1,885,583.63	2,070,963.84	2,109,605.70	2,109,605.70	2,109,605.70

FAIRFIELD ELEMENTARY ACCOUNT NUMBER / TITLE	ACTUAL 2018-19	ACTUAL 2019-20	ADOPTED 2020-21	PROPOSED 2021-22	APPROVED 2021-22	ADOPTED 2021-22
FUNCTION 1113 ELEMENTARY EXTRACURRICULAR						
131 EXTRA DUTY	1,196.00	1,258.00	1,283.16	1,283.16	1,283.16	1,283.16
211 EMPLOYER CONTRIBUTION	0.00	0.00	0.00	0.00	0.00	0.00
212 EMPLOYER PD PERS PU 6.00%	71.76	74.07	76.99	76.99	76.99	76.99
213 PERS UAL	165.60	224.46	233.28	81.10	81.10	81.10
214 PERS BOND	0.00	0.00	0.00	152.18	152.18	152.18
216 OPSRP	95.88	103.75	0.00	0.00	0.00	0.00
220 FICA	86.04	89.43	98.16	98.16	98.16	98.16
231 WORKERS' COMPENSATION	5.60	5.78	10.27	10.27	10.27	10.27
232 UNEMPLOYMENT COMPENSATION	0.00	0.00	0.00	6.42	6.42	6.42
233 FAMILY & MEDICAL LEAVE INSURANCE	0.00	0.00	0.00	2.57	2.57	2.57
1113 ELEMENTARY EXTRACURRICULAR	1,620.88	1,755.49	1,701.86	1,710.84	1,710.84	1,710.84

FAIRFIELD ELEMENTARY ACCOUNT NUMBER / TITLE	ACTUAL 2018-19	ACTUAL 2019-20	ADOPTED 2020-21	PROPOSED 2021-22	APPROVED 2021-22	ADOPTED 2021-22
FUNCTION 2122 COUNSELING SERVICES						
111 LICENSED SALARIES	78,658.94	78,384.86	82,056.41	83,697.66	83,697.66	83,697.66
131 EXTRA DUTY	0.00	75.00	0.00	0.00	0.00	0.00
211 EMPLOYER CONTRIBUTION	0.00	0.00	0.00	0.00	0.00	0.00
212 EMPLOYER PD PERS PU 6.00%	4,719.51	4,707.61	4,972.62	5,072.08	5,072.08	5,072.08
213 PERS UAL	10,894.23	14,263.98	15,067.03	5,342.59	5,342.59	5,342.59
214 PERS BOND	0.00	0.00	0.00	10,025.81	10,025.81	10,025.81
216 OPSRP	6,308.42	6,590.59	0.00	0.00	0.00	0.00
220 FICA	5,844.34	5,815.26	6,340.09	6,466.90	6,466.90	6,466.90
231 WORKERS' COMPENSATION	354.58	351.80	663.02	676.28	676.28	676.28
232 UNEMPLOYMENT COMPENSATION	0.00	0.00	0.00	422.67	422.67	422.67
233 FAMILY & MEDICAL LEAVE INSURANCE	0.00	0.00	0.00	169.07	169.07	169.07
241 LICENSED INSURANCE	17,422.35	17,924.88	18,283.32	18,648.99	18,648.99	18,648.99
246 DISTRICT PD TSA--LICENSED	786.62	804.48	820.56	836.98	836.98	836.98
2122 COUNSELING SERVICES	124,988.99	128,918.46	128,203.05	131,359.01	131,359.01	131,359.01

FAIRFIELD ELEMENTARY ACCOUNT NUMBER / TITLE	ACTUAL 2018-19	ACTUAL 2019-20	ADOPTED 2020-21	PROPOSED 2021-22	APPROVED 2021-22	ADOPTED 2021-22
FUNCTION 2222 MEDIA / LIBRARY						
112 CLASSIFIED SALARIES	20,293.98	20,468.70	21,429.24	21,859.92	21,859.92	21,859.92
122 SUBSTITUTES-CLASSIFIED	15.39	157.00	319.55	16.34	16.34	16.34
131 EXTRA DUTY	318.24	0.00	0.00	0.00	0.00	0.00
211 EMPLOYER CONTRIBUTION	2,751.75	2,834.96	2,972.26	1,890.91	1,890.91	1,890.91
212 EMPLOYER PD PERS PU 6.00%	1,236.75	1,229.86	1,286.61	1,311.83	1,311.83	1,311.83
213 PERS UAL	2,854.76	3,737.76	3,920.09	1,381.78	1,381.78	1,381.78
214 PERS BOND	0.00	0.00	0.00	2,593.37	2,593.37	2,593.37
216 OPSRP	0.00	7.66	8.60	0.05	0.05	0.05
220 FICA	1,291.51	1,503.97	1,663.79	1,673.53	1,673.53	1,673.53
231 WORKERS' COMPENSATION	107.64	106.91	171.43	175.01	175.01	175.01
232 UNEMPLOYMENT COMPENSATION	0.00	0.00	0.00	109.38	109.38	109.38
233 FAMILY & MEDICAL LEAVE INSURANCE	0.00	0.00	0.00	43.75	43.75	43.75
242 CLASSIFIED INSURANCE	11,971.55	6,156.00	6,336.00	6,336.00	6,336.00	6,336.00
410 SUPPLIES AND MATERIALS	315.13	0.00	400.00	500.00	500.00	500.00
2222 MEDIA / LIBRARY	41,156.70	36,202.82	38,507.57	37,891.88	37,891.88	37,891.88

FAIRFIELD ELEMENTARY ACCOUNT NUMBER / TITLE	ACTUAL 2018-19	ACTUAL 2019-20	ADOPTED 2020-21	PROPOSED 2021-22	APPROVED 2021-22	ADOPTED 2021-22
FUNCTION 2410 OFFICE OF THE PRINCIPAL						
112 CLASSIFIED SALARIES	45,629.46	35,904.00	37,458.00	38,214.00	38,214.00	38,214.00
113 ADMINISTRATORS	112,913.00	117,263.40	119,202.25	121,586.04	121,586.04	121,586.04
121 SUBSTITUTES-LICENSED	7,009.48	0.00	13,288.78	7,548.97	7,548.97	7,548.97
122 SUBSTITUTES-CLASSIFIED	43.13	163.17	73.87	45.79	45.79	45.79
131 EXTRA DUTY	2,090.62	2,573.00	0.00	0.00	0.00	0.00
190 TRAVEL STIPEND	2,400.00	2,400.00	2,448.00	2,448.00	2,448.00	2,448.00
211 EMPLOYER CONTRIBUTION	15,668.34	16,929.77	17,769.78	11,192.98	11,192.98	11,192.98
212 EMPLOYER PD PERS PU 6.00%	9,784.53	9,160.62	9,890.68	10,103.43	10,103.43	10,103.43
213 PERS UAL	22,586.04	28,779.55	29,968.77	10,811.32	10,811.32	10,811.32
214 PERS BOND	0.00	0.00	0.00	20,289.28	20,289.28	20,289.28
216 OPSRP	3,665.93	3,029.64	3,225.13	2,308.26	2,308.26	2,308.26
220 FICA	12,579.22	11,487.66	12,610.62	13,433.26	13,433.26	13,433.26
231 WORKERS' COMPENSATION	832.74	765.84	1,318.76	1,404.79	1,404.79	1,404.79
232 UNEMPLOYMENT COMPENSATION	0.00	0.00	0.00	877.99	877.99	877.99
233 FAMILY & MEDICAL LEAVE INSURANCE	0.00	0.00	0.00	43.75	43.75	43.75
242 CLASSIFIED INSURANCE	15,345.42	19,648.15	20,640.00	20,640.00	20,640.00	20,640.00
244 ADMIN/CONFID INSURANCE	18,772.71	19,204.33	20,061.60	19,540.30	19,540.30	19,540.30
245 DISTRICT PD TSA	4,800.00	4,800.00	4,800.00	4,800.00	4,800.00	4,800.00
247 DISTRICT PD TSA--CLASSIFI	699.12	918.00	936.45	955.35	955.35	955.35
341 TRAVEL, LOCAL IN DISTRICT	0.00	0.00	0.00	0.00	0.00	0.00
410 SUPPLIES AND MATERIALS	0.00	0.00	500.00	1,000.00	1,000.00	1,000.00
460 NON-CONSUMABLE ITEMS	399.99	0.00	500.00	0.00	0.00	0.00
2410 OFFICE OF THE PRINCIPAL	275,219.73	273,027.13	294,692.70	287,243.51	287,243.51	287,243.51

FAIRFIELD ELEMENTARY ACCOUNT NUMBER / TITLE	ACTUAL 2018-19	ACTUAL 2019-20	ADOPTED 2020-21	PROPOSED 2021-22	APPROVED 2021-22	ADOPTED 2021-22
FUNCTION 2542 MAINTENANCE OF PLANT						
112 CLASSIFIED SALARIES	43,825.60	76,086.24	88,136.80	91,134.08	91,134.08	91,134.08
122 SUBSTITUTES-CLASSIFIED	2,078.97	601.13	2,914.52	2,207.32	2,207.32	2,207.32
124 TEMPORARY-CLASSIFIED	416.56	3,953.80	0.00	0.00	0.00	0.00
211 EMPLOYER CONTRIBUTION	5,850.72	6,122.22	12,622.52	7,987.40	7,987.40	7,987.40
212 EMPLOYER PD PERS PU 6.00%	2,632.86	3,200.36	5,357.16	5,570.59	5,570.59	5,570.59
213 PERS UAL	6,270.72	9,806.47	16,232.18	5,865.50	5,865.50	5,865.50
214 PERS BOND	0.00	0.00	0.00	11,053.21	11,053.21	11,053.21
216 OPSRP	116.33	817.93	0.00	6.88	6.88	6.88
220 FICA	3,427.78	6,029.86	6,830.37	7,230.21	7,230.21	7,230.21
231 WORKERS' COMPENSATION	1,454.68	1,591.83	714.29	756.10	756.10	756.10
232 UNEMPLOYMENT COMPENSATION	0.00	0.00	0.00	472.56	472.56	472.56
233 FAMILY & MEDICAL LEAVE INSURANCE	0.00	0.00	0.00	189.03	189.03	189.03
242 CLASSIFIED INSURANCE	15,337.80	12,808.20	12,660.00	12,660.00	12,660.00	12,660.00
247 DISTRICT PD TSA--CLASSIFI	874.06	1,126.62	1,149.13	1,171.14	1,171.14	1,171.14
322 REPAIRS & MAINTENANCE	692.00	0.00	0.00	0.00	0.00	0.00
410 SUPPLIES AND MATERIALS	7,354.47	7,244.79	7,000.00	7,500.00	7,500.00	7,500.00
460 NON-CONSUMABLE ITEMS	0.00	119.95	500.00	0.00	0.00	0.00
2542 MAINTENANCE OF PLANT	90,332.55	129,509.40	154,116.97	153,804.02	153,804.02	153,804.02

Irving Tab goes Here

BACK OF TAB

IRVING ELEMENTARY ACCOUNT NUMBER / TITLE	ACTUAL 2018-19	ACTUAL 2019-20	ADOPTED 2020-21	PROPOSED 2021-22	APPROVED 2021-22	ADOPTED 2021-22
FUNCTION 1111 ELEMENTARY INSTRUCTION						
111 LICENSED SALARIES	923,180.74	921,028.91	985,804.50	1,026,436.15	1,026,436.15	1,026,436.15
112 CLASSIFIED SALARIES	69,940.95	68,761.90	67,071.30	69,156.84	69,156.84	69,156.84
121 SUBSTITUTES-LICENSED	22,472.37	30,364.15	54,417.10	24,201.97	24,201.97	24,201.97
122 SUBSTITUTES-CLASSIFIED	3,483.78	6,964.32	11,101.85	3,698.86	3,698.86	3,698.86
131 EXTRA DUTY	2,756.06	1,129.63	0.00	0.00	0.00	0.00
211 EMPLOYER CONTRIBUTION	40,956.00	44,550.30	48,605.27	30,211.54	30,211.54	30,211.54
212 EMPLOYER PD PERS PU 6.00%	57,913.46	53,599.34	64,090.40	66,502.42	66,502.42	66,502.42
213 PERS UAL	134,794.61	183,747.00	199,688.16	70,587.63	70,587.63	70,587.63
214 PERS BOND	0.00	0.00	0.00	132,540.78	132,540.78	132,540.78
216 OPSRP	53,548.75	57,879.80	62,783.59	42,495.61	42,495.61	42,495.61
220 FICA	74,213.63	74,985.76	86,342.33	86,763.84	86,763.84	86,763.84
231 WORKERS' COMPENSATION	4,679.83	4,631.63	8,505.11	9,073.34	9,073.34	9,073.34
232 UNEMPLOYMENT COMPENSATION	0.00	0.00	0.00	5,670.84	5,670.84	5,670.84
233 FAMILY & MEDICAL LEAVE INSURANCE	0.00	0.00	0.00	2,268.34	2,268.34	2,268.34
241 LICENSED INSURANCE	258,371.38	261,703.21	247,510.44	252,460.65	252,460.65	252,460.65
242 CLASSIFIED INSURANCE	28,846.57	34,630.23	28,820.77	28,820.77	28,820.77	28,820.77
246 DISTRICT PD TSA--LICENSED	7,321.74	8,843.20	10,263.17	10,674.05	10,674.05	10,674.05
247 DISTRICT PD TSA--CLASSIFI	89.03	135.77	0.00	0.00	0.00	0.00
248 DISTRICT PD TSA--SUPV/CON	234.04	0.00	0.00	0.00	0.00	0.00
324 RENTALS	1,791.15	1,782.01	2,500.00	2,572.00	2,572.00	2,572.00
353 POSTAGE	535.83	400.20	300.00	500.00	500.00	500.00
410 SUPPLIES AND MATERIALS	0.00	0.00	13,500.00	12,196.00	12,196.00	12,196.00
460 NON-CONSUMABLE ITEMS	0.00	0.00	0.00	0.00	0.00	0.00
470 COMPUTER SOFTWARE	0.00	0.00	0.00	0.00	0.00	0.00
480 COMPUTER HARDWARE	224.98	0.00	0.00	0.00	0.00	0.00
1111 ELEMENTARY INSTRUCTION	1,685,354.90	1,755,137.36	1,891,304.01	1,876,831.65	1,876,831.65	1,876,831.65

IRVING ELEMENTARY ACCOUNT NUMBER / TITLE	ACTUAL 2018-19	ACTUAL 2019-20	ADOPTED 2020-21	PROPOSED 2021-22	APPROVED 2021-22	ADOPTED 2021-22
FUNCTION 1113 ELEMENTARY EXTRACURRICULAR						
131 EXTRA DUTY	1,196.00	1,258.00	1,283.16	1,283.16	1,283.16	1,283.16
211 EMPLOYER CONTRIBUTION	0.00	0.00	0.00	0.00	0.00	0.00
212 EMPLOYER PD PERS PU 6.00%	71.76	73.59	76.99	76.99	76.99	76.99
213 PERS UAL	165.60	222.98	233.28	81.10	81.10	81.10
214 PERS BOND	0.00	0.00	0.00	152.18	152.18	152.18
216 OPSRP	95.88	103.06	107.79	71.09	71.09	71.09
220 FICA	82.32	77.53	98.16	98.16	98.16	98.16
231 WORKERS' COMPENSATION	5.56	5.68	10.27	10.27	10.27	10.27
232 UNEMPLOYMENT COMPENSATION	0.00	0.00	0.00	6.42	6.42	6.42
233 FAMILY & MEDICAL LEAVE INSURANCE	0.00	0.00	0.00	2.57	2.57	2.57
1113 ELEMENTARY EXTRACURRICULAR	1,617.12	1,740.84	1,809.64	1,781.92	1,781.92	1,781.92

IRVING ELEMENTARY ACCOUNT NUMBER / TITLE	ACTUAL 2018-19	ACTUAL 2019-20	ADOPTED 2020-21	PROPOSED 2021-22	APPROVED 2021-22	ADOPTED 2021-22
FUNCTION 2122 COUNSELING SERVICES						
111 LICENSED SALARIES	32,842.60	49,896.76	53,788.92	56,702.34	56,702.34	56,702.34
121 SUBSTITUTES-LICENSED	0.00	0.00	0.00	0.00	0.00	0.00
131 EXTRA DUTY	503.65	58.56	0.00	0.00	0.00	0.00
211 EMPLOYER CONTRIBUTION	0.00	0.00	0.00	0.00	0.00	0.00
212 EMPLOYER PD PERS PU 6.00%	2,000.76	3,012.89	3,336.61	3,472.46	3,472.46	3,472.46
213 PERS UAL	4,618.44	9,128.97	9,980.94	3,657.66	3,657.66	3,657.66
214 PERS BOND	0.00	0.00	0.00	6,863.89	6,863.89	6,863.89
216 OPSRP	2,674.39	4,218.05	4,611.66	3,206.24	3,206.24	3,206.24
220 FICA	2,550.94	3,565.58	4,199.90	4,427.39	4,427.39	4,427.39
231 WORKERS' COMPENSATION	151.24	227.76	439.21	462.99	462.99	462.99
232 UNEMPLOYMENT COMPENSATION	0.00	0.00	0.00	289.37	289.37	289.37
233 FAMILY & MEDICAL LEAVE INSURANCE	0.00	0.00	0.00	115.75	115.75	115.75
241 LICENSED INSURANCE	11,959.13	17,924.79	18,740.40	19,115.21	19,115.21	19,115.21
246 DISTRICT PD TSA--LICENSED	0.00	966.78	1,111.76	1,171.98	1,171.98	1,171.98
2122 COUNSELING SERVICES	57,301.15	89,000.14	96,209.40	99,485.29	99,485.29	99,485.29

IRVING ELEMENTARY ACCOUNT NUMBER / TITLE	ACTUAL 2018-19	ACTUAL 2019-20	ADOPTED 2020-21	PROPOSED 2021-22	APPROVED 2021-22	ADOPTED 2021-22
FUNCTION 2222 MEDIA / LIBRARY						
112 CLASSIFIED SALARIES	18,756.74	18,748.30	19,643.47	20,038.26	20,038.26	20,038.26
131 EXTRA DUTY	388.96	0.00	0.00	0.00	0.00	0.00
211 EMPLOYER CONTRIBUTION	0.00	0.00	0.00	0.00	0.00	0.00
212 EMPLOYER PD PERS PU 6.00%	1,148.71	1,124.60	1,178.61	1,202.30	1,202.30	1,202.30
213 PERS UAL	2,651.69	3,407.58	3,571.18	1,266.42	1,266.42	1,266.42
214 PERS BOND	0.00	0.00	0.00	2,376.54	2,376.54	2,376.54
216 OPSRP	1,535.49	1,574.46	1,650.05	1,110.12	1,110.12	1,110.12
220 FICA	1,350.58	1,303.04	1,502.73	1,532.93	1,532.93	1,532.93
231 WORKERS' COMPENSATION	101.16	97.62	157.15	160.31	160.31	160.31
232 UNEMPLOYMENT COMPENSATION	0.00	0.00	0.00	100.19	100.19	100.19
233 FAMILY & MEDICAL LEAVE INSURANCE	0.00	0.00	0.00	40.08	40.08	40.08
242 CLASSIFIED INSURANCE	11,617.43	10,584.65	10,815.23	10,815.23	10,815.23	10,815.23
410 SUPPLIES AND MATERIALS	0.00	209.27	292.00	300.00	300.00	300.00
430 LIBRARY BOOKS	0.00	0.00	200.00	300.00	300.00	300.00
2222 MEDIA / LIBRARY	37,550.76	37,049.52	39,010.41	39,242.36	39,242.36	39,242.36

IRVING ELEMENTARY ACCOUNT NUMBER / TITLE	ACTUAL 2018-19	ACTUAL 2019-20	ADOPTED 2020-21	PROPOSED 2021-22	APPROVED 2021-22	ADOPTED 2021-22
FUNCTION 2410 OFFICE OF THE PRINCIPAL						
112 CLASSIFIED SALARIES	50,051.00	48,128.80	48,969.00	51,426.00	51,426.00	51,426.00
113 ADMINISTRATORS	114,581.16	114,740.20	119,202.25	121,586.04	121,586.04	121,586.04
122 SUBSTITUTES-CLASSIFIED	0.00	0.00	0.00	0.00	0.00	0.00
131 EXTRA DUTY	94.74	0.00	0.00	0.00	0.00	0.00
190 TRAVEL STIPEND	2,400.00	2,400.00	2,448.00	2,448.00	2,448.00	2,448.00
211 EMPLOYER CONTRIBUTION	20,401.59	18,800.70	17,621.48	11,144.14	11,144.14	11,144.14
212 EMPLOYER PD PERS PU 6.00%	10,027.63	9,916.22	10,548.69	10,840.31	10,840.31	10,840.31
213 PERS UAL	23,147.08	30,045.85	31,962.52	11,418.46	11,418.46	11,418.46
214 PERS BOND	0.00	0.00	0.00	21,427.67	21,427.67	21,427.67
216 OPSRP	1,147.35	2,480.00	4,146.34	2,871.81	2,871.81	2,871.81
220 FICA	12,584.85	12,279.92	13,449.57	13,821.39	13,821.39	13,821.39
231 WORKERS' COMPENSATION	821.37	806.39	1,406.49	1,445.37	1,445.37	1,445.37
232 UNEMPLOYMENT COMPENSATION	0.00	0.00	0.00	903.36	903.36	903.36
233 FAMILY & MEDICAL LEAVE INSURANCE	0.00	0.00	0.00	361.34	361.34	361.34
242 CLASSIFIED INSURANCE	23,559.75	22,717.20	24,142.70	24,142.70	24,142.70	24,142.70
244 ADMIN/CONFID INSURANCE	19,072.71	19,504.33	20,061.60	19,540.30	19,540.30	19,540.30
245 DISTRICT PD TSA	4,800.00	4,800.00	4,800.00	4,800.00	4,800.00	4,800.00
247 DISTRICT PD TSA--CLASSIFI	716.80	566.64	392.18	411.75	411.75	411.75
341 TRAVEL, LOCAL IN DISTRICT	0.00	0.00	0.00	0.00	0.00	0.00
2410 OFFICE OF THE PRINCIPAL	283,406.03	287,186.25	299,150.82	298,588.66	298,588.66	298,588.66

IRVING ELEMENTARY ACCOUNT NUMBER / TITLE	ACTUAL 2018-19	ACTUAL 2019-20	ADOPTED 2020-21	PROPOSED 2021-22	APPROVED 2021-22	ADOPTED 2021-22
FUNCTION 2542 MAINTENANCE OF PLANT						
112 CLASSIFIED SALARIES	43,825.60	70,962.40	81,282.88	83,944.80	83,944.80	83,944.80
122 SUBSTITUTES-CLASSIFIED	2,263.68	1,995.74	1,938.53	2,403.44	2,403.44	2,403.44
124 TEMPORARY-CLASSIFIED	0.00	4,667.00	0.00	0.00	0.00	0.00
211 EMPLOYER CONTRIBUTION	5,850.72	6,098.40	11,524.95	7,365.79	7,365.79	7,365.79
212 EMPLOYER PD PERS PU 6.00%	2,629.56	3,279.93	4,945.92	5,142.10	5,142.10	5,142.10
213 PERS UAL	6,383.41	10,254.46	14,986.14	5,413.96	5,413.96	5,413.96
214 PERS BOND	0.00	0.00	0.00	10,209.97	10,209.97	10,209.97
216 OPSRP	181.62	1,039.35	0.00	7.50	7.50	7.50
220 FICA	3,409.84	5,506.69	6,306.05	6,695.23	6,695.23	6,695.23
231 WORKERS' COMPENSATION	1,458.77	1,679.38	659.46	700.16	700.16	700.16
232 UNEMPLOYMENT COMPENSATION	0.00	0.00	0.00	437.60	437.60	437.60
233 FAMILY & MEDICAL LEAVE INSURANCE	0.00	0.00	0.00	175.04	175.04	175.04
242 CLASSIFIED INSURANCE	15,337.80	24,386.30	26,976.00	26,976.00	26,976.00	26,976.00
247 DISTRICT PD TSA--CLASSIFI	972.57	1,118.02	1,149.13	1,171.14	1,171.14	1,171.14
410 SUPPLIES AND MATERIALS	7,170.42	5,382.62	5,300.00	6,000.00	6,000.00	6,000.00
460 NON-CONSUMABLE ITEMS	30.60	217.09	0.00	0.00	0.00	0.00
2542 MAINTENANCE OF PLANT	89,514.59	136,587.38	155,069.06	156,642.72	156,642.72	156,642.72

IRVING ELEMENTARY ACCOUNT NUMBER / TITLE	ACTUAL 2018-19	ACTUAL 2019-20	ADOPTED 2020-21	PROPOSED 2021-22	APPROVED 2021-22	ADOPTED 2021-22
FUNCTION 2550 TRANSPORTATION						
331 REIMBURSABLE STUDENT TRAN	59.22	23.23	300.00	300.00	300.00	300.00
2550 TRANSPORTATION	59.22	23.23	300.00	300.00	300.00	300.00

*** This page intentionally left blank ***

Malabon Tab goes Here

BACK OF TAB

MALABON ELEMENTARY ACCOUNT NUMBER / TITLE	ACTUAL 2018-19	ACTUAL 2019-20	ADOPTED 2020-21	PROPOSED 2021-22	APPROVED 2021-22	ADOPTED 2021-22
FUNCTION 1111 ELEMENTARY INSTRUCTION						
111 LICENSED SALARIES	1,054,227.21	1,022,647.29	1,093,600.44	1,139,925.76	1,139,925.76	1,139,925.76
112 CLASSIFIED SALARIES	85,742.23	94,578.17	101,115.87	104,422.78	104,422.78	104,422.78
121 SUBSTITUTES-LICENSED	26,838.30	25,108.84	45,579.32	28,903.94	28,903.94	28,903.94
122 SUBSTITUTES-CLASSIFIED	7,212.01	12,526.41	17,430.40	7,657.27	7,657.27	7,657.27
131 EXTRA DUTY	2,756.17	5,640.39	0.00	0.00	0.00	0.00
211 EMPLOYER CONTRIBUTION	49,379.30	45,164.56	46,871.32	29,233.45	29,233.45	29,233.45
212 EMPLOYER PD PERS PU 6.00%	66,660.95	60,552.01	72,552.01	75,475.38	75,475.38	75,475.38
213 PERS UAL	155,445.39	205,858.30	224,985.21	80,140.53	80,140.53	80,140.53
214 PERS BOND	0.00	0.00	0.00	150,550.32	150,550.32	150,550.32
216 OPSRP	60,347.53	67,723.81	75,524.20	51,461.95	51,461.95	51,461.95
220 FICA	86,025.35	84,063.53	96,973.50	98,775.18	98,775.18	98,775.18
231 WORKERS' COMPENSATION	5,469.04	5,302.32	9,636.94	10,329.43	10,329.43	10,329.43
232 UNEMPLOYMENT COMPENSATION	0.00	0.00	0.00	6,455.89	6,455.89	6,455.89
233 FAMILY & MEDICAL LEAVE INSURANCE	0.00	0.00	0.00	2,582.36	2,582.36	2,582.36
241 LICENSED INSURANCE	300,870.68	311,807.32	331,536.93	338,167.67	338,167.67	338,167.67
242 CLASSIFIED INSURANCE	34,363.44	18,783.83	19,063.51	19,063.51	19,063.51	19,063.51
246 DISTRICT PD TSA--LICENSED	9,768.25	8,872.33	9,273.92	9,628.99	9,628.99	9,628.99
247 DISTRICT PD TSA--CLASSIFI	403.88	605.80	627.36	640.07	640.07	640.07
248 DISTRICT PD TSA--SUPV/CON	222.11	0.00	0.00	0.00	0.00	0.00
324 RENTALS	1,757.14	1,646.70	2,000.00	2,024.00	2,024.00	2,024.00
353 POSTAGE	671.08	204.65	800.00	800.00	800.00	800.00
410 SUPPLIES AND MATERIALS	0.00	7,996.02	10,012.00	11,440.00	11,440.00	11,440.00
420 TEXTBOOKS	280.89	143.90	0.00	0.00	0.00	0.00
460 NON-CONSUMABLE ITEMS	62.43	1,355.41	3,000.00	2,944.00	2,944.00	2,944.00
470 COMPUTER SOFTWARE	0.00	0.00	0.00	0.00	0.00	0.00
480 COMPUTER HARDWARE	8,496.00	0.00	2,000.00	0.00	0.00	0.00
1111 ELEMENTARY INSTRUCTION	1,956,999.38	1,980,581.59	2,162,582.92	2,170,622.47	2,170,622.47	2,170,622.47

MALABON ELEMENTARY ACCOUNT NUMBER / TITLE	ACTUAL 2018-19	ACTUAL 2019-20	ADOPTED 2020-21	PROPOSED 2021-22	APPROVED 2021-22	ADOPTED 2021-22
FUNCTION 1113 ELEMENTARY EXTRACURRICULAR						
131 EXTRA DUTY	1,365.00	1,388.00	1,415.76	1,415.76	1,415.76	1,415.76
211 EMPLOYER CONTRIBUTION	182.28	192.24	196.08	122.46	122.46	122.46
212 EMPLOYER PD PERS PU 6.00%	81.84	27.76	84.95	84.95	84.95	84.95
213 PERS UAL	189.00	252.36	257.39	89.48	89.48	89.48
214 PERS BOND	0.00	0.00	0.00	167.91	167.91	167.91
216 OPSRP	0.00	0.00	0.00	0.00	0.00	0.00
220 FICA	98.72	101.18	108.31	108.31	108.31	108.31
231 WORKERS' COMPENSATION	6.30	6.35	11.33	11.33	11.33	11.33
232 UNEMPLOYMENT COMPENSATION	0.00	0.00	0.00	7.08	7.08	7.08
233 FAMILY & MEDICAL LEAVE INSURANCE	0.00	0.00	0.00	2.83	2.83	2.83
1113 ELEMENTARY EXTRACURRICULAR	1,923.14	1,967.89	2,073.81	2,010.10	2,010.10	2,010.10

MALABON ELEMENTARY ACCOUNT NUMBER / TITLE	ACTUAL 2018-19	ACTUAL 2019-20	ADOPTED 2020-21	PROPOSED 2021-22	APPROVED 2021-22	ADOPTED 2021-22
FUNCTION 2122 COUNSELING SERVICES						
111 LICENSED SALARIES	48,490.77	50,523.27	54,661.87	57,622.78	57,622.78	57,622.78
131 EXTRA DUTY	0.00	4,357.90	0.00	0.00	0.00	0.00
211 EMPLOYER CONTRIBUTION	0.00	0.00	0.00	0.00	0.00	0.00
212 EMPLOYER PD PERS PU 6.00%	2,861.38	3,292.88	3,279.71	3,457.37	3,457.37	3,457.37
213 PERS UAL	6,605.00	9,977.38	9,937.53	3,641.76	3,641.76	3,641.76
214 PERS BOND	0.00	0.00	0.00	6,834.06	6,834.06	6,834.06
216 OPSRP	3,824.71	4,610.02	4,591.60	3,192.30	3,192.30	3,192.30
220 FICA	3,437.87	3,943.76	4,181.63	4,408.14	4,408.14	4,408.14
231 WORKERS' COMPENSATION	216.91	248.21	437.29	460.98	460.98	460.98
232 UNEMPLOYMENT COMPENSATION	0.00	0.00	0.00	288.11	288.11	288.11
233 FAMILY & MEDICAL LEAVE INSURANCE	0.00	0.00	0.00	115.25	115.25	115.25
241 LICENSED INSURANCE	13,218.27	13,622.77	13,895.32	14,173.23	14,173.23	14,173.23
246 DISTRICT PD TSA--LICENSED	0.00	0.00	0.00	0.00	0.00	0.00
2122 COUNSELING SERVICES	78,654.91	90,576.19	90,984.96	94,193.99	94,193.99	94,193.99

MALABON ELEMENTARY ACCOUNT NUMBER / TITLE	ACTUAL 2018-19	ACTUAL 2019-20	ADOPTED 2020-21	PROPOSED 2021-22	APPROVED 2021-22	ADOPTED 2021-22
FUNCTION 2222 MEDIA / LIBRARY						
112 CLASSIFIED SALARIES	18,046.86	8,469.78	20,536.36	20,949.09	20,949.09	20,949.09
122 SUBSTITUTES-CLASSIFIED	258.51	5,346.47	5,706.32	274.47	274.47	274.47
211 EMPLOYER CONTRIBUTION	0.00	497.30	2,992.43	1,857.77	1,857.77	1,857.77
212 EMPLOYER PD PERS PU 6.00%	0.00	3.01	1,278.40	1,292.38	1,292.38	1,292.38
213 PERS UAL	6.82	1,440.96	4,259.96	1,361.04	1,361.04	1,361.04
214 PERS BOND	0.00	0.00	0.00	2,559.83	2,559.83	2,559.83
216 OPSRP	3.94	364.16	153.50	0.86	0.86	0.86
220 FICA	1,268.19	1,024.14	2,046.84	1,663.67	1,663.67	1,663.67
231 WORKERS' COMPENSATION	95.98	68.15	168.40	173.98	173.98	173.98
232 UNEMPLOYMENT COMPENSATION	0.00	0.00	0.00	108.74	108.74	108.74
233 FAMILY & MEDICAL LEAVE INSURANCE	0.00	0.00	0.00	43.49	43.49	43.49
242 CLASSIFIED INSURANCE	13,488.79	5,876.21	14,532.00	14,532.00	14,532.00	14,532.00
247 DISTRICT PD TSA--CLASSIFI	336.54	211.34	513.41	523.73	523.73	523.73
410 SUPPLIES AND MATERIALS	0.00	0.00	500.00	500.00	500.00	500.00
430 LIBRARY BOOKS	1,235.95	0.00	1,000.00	1,000.00	1,000.00	1,000.00
2222 MEDIA / LIBRARY	34,741.58	23,301.52	53,687.60	46,841.04	46,841.04	46,841.04

MALABON ELEMENTARY ACCOUNT NUMBER / TITLE	ACTUAL 2018-19	ACTUAL 2019-20	ADOPTED 2020-21	PROPOSED 2021-22	APPROVED 2021-22	ADOPTED 2021-22
FUNCTION 2410 OFFICE OF THE PRINCIPAL						
112 CLASSIFIED SALARIES	50,515.40	52,075.99	54,603.00	55,944.00	55,944.00	55,944.00
113 ADMINISTRATORS	114,966.12	117,147.20	119,202.25	121,586.04	121,586.04	121,586.04
122 SUBSTITUTES-CLASSIFIED	984.80	0.00	1,686.69	1,686.69	1,686.69	1,686.69
131 EXTRA DUTY	65.98	1,770.67	0.00	0.00	0.00	0.00
190 TRAVEL STIPEND	2,400.00	2,400.00	2,448.00	2,448.00	2,448.00	2,448.00
211 EMPLOYER CONTRIBUTION	15,668.34	16,677.09	17,513.36	11,145.56	11,145.56	11,145.56
212 EMPLOYER PD PERS PU 6.00%	10,130.03	10,188.55	10,863.20	11,101.97	11,101.97	11,101.97
213 PERS UAL	23,397.16	31,369.35	32,915.48	11,693.04	11,693.04	11,693.04
214 PERS BOND	0.00	0.00	0.00	21,964.80	21,964.80	21,964.80
216 OPSRP	4,135.60	4,379.49	4,586.65	3,102.56	3,102.56	3,102.56
220 FICA	12,701.11	12,969.02	13,850.57	14,215.51	14,215.51	14,215.51
231 WORKERS' COMPENSATION	830.85	844.93	1,448.43	1,486.59	1,486.59	1,486.59
232 UNEMPLOYMENT COMPENSATION	0.00	0.00	0.00	929.12	929.12	929.12
233 FAMILY & MEDICAL LEAVE INSURANCE	0.00	0.00	0.00	371.65	371.65	371.65
242 CLASSIFIED INSURANCE	19,569.29	14,989.29	12,359.35	12,359.35	12,359.35	12,359.35
244 ADMIN/CONFID INSURANCE	18,772.71	19,504.33	20,061.60	19,540.30	19,540.30	19,540.30
245 DISTRICT PD TSA	4,800.00	4,800.00	4,800.00	4,800.00	4,800.00	4,800.00
247 DISTRICT PD TSA--CLASSIFI	0.00	0.00	0.00	0.00	0.00	0.00
2410 OFFICE OF THE PRINCIPAL	278,937.39	289,115.91	296,338.58	294,375.18	294,375.18	294,375.18

MALABON ELEMENTARY ACCOUNT NUMBER / TITLE	ACTUAL 2018-19	ACTUAL 2019-20	ADOPTED 2020-21	PROPOSED 2021-22	APPROVED 2021-22	ADOPTED 2021-22
FUNCTION 2542 MAINTENANCE OF PLANT						
112 CLASSIFIED SALARIES	38,937.60	63,387.52	78,641.92	82,582.40	82,582.40	82,582.40
122 SUBSTITUTES-CLASSIFIED	1,461.96	641.20	1,076.96	1,552.22	1,552.22	1,552.22
131 EXTRA DUTY	0.00	118.04	0.00	0.00	0.00	0.00
211 EMPLOYER CONTRIBUTION	0.00	0.00	4,891.49	3,211.19	3,211.19	3,211.19
212 EMPLOYER PD PERS PU 6.00%	2,336.28	2,433.58	4,718.52	4,977.64	4,977.64	4,977.64
213 PERS UAL	5,438.53	7,373.74	14,297.10	5,241.57	5,241.57	5,241.57
214 PERS BOND	0.00	0.00	0.00	21,964.80	21,964.80	21,964.80
216 OPSRP	3,149.25	3,407.02	3,639.24	2,524.61	2,524.61	2,524.61
220 FICA	3,035.48	4,795.10	6,016.11	6,436.30	6,436.30	6,436.30
231 WORKERS' COMPENSATION	1,282.22	1,570.04	629.14	673.08	673.08	673.08
232 UNEMPLOYMENT COMPENSATION	0.00	0.00	0.00	420.67	420.67	420.67
233 FAMILY & MEDICAL LEAVE INSURANCE	0.00	0.00	0.00	168.27	168.27	168.27
242 CLASSIFIED INSURANCE	15,337.80	13,071.63	12,672.00	12,672.00	12,672.00	12,672.00
247 DISTRICT PD TSA--CLASSIFI	0.00	0.00	0.00	0.00	0.00	0.00
410 SUPPLIES AND MATERIALS	6,693.52	6,244.62	8,000.00	8,000.00	8,000.00	8,000.00
460 NON-CONSUMABLE ITEMS	764.99	0.00	1,000.00	1,000.00	1,000.00	1,000.00
2542 MAINTENANCE OF PLANT	78,437.63	103,042.49	135,582.47	151,424.75	151,424.75	151,424.75

MALABON ELEMENTARY ACCOUNT NUMBER / TITLE	ACTUAL 2018-19	ACTUAL 2019-20	ADOPTED 2020-21	PROPOSED 2021-22	APPROVED 2021-22	ADOPTED 2021-22
FUNCTION 2550 TRANSPORTATION						
331 REIMBURSABLE STUDENT TRAN	1,000.00	297.50	2,000.00	2,000.00	2,000.00	2,000.00
2550 TRANSPORTATION	1,000.00	297.50	2,000.00	2,000.00	2,000.00	2,000.00

*** This page intentionally left blank ***

Meadow View Tab goes here

BACK OF TAB

MEADOWVIEW SCHOOL ACCOUNT NUMBER / TITLE	ACTUAL 2018-19	ACTUAL 2019-20	ADOPTED 2020-21	PROPOSED 2021-22	APPROVED 2021-22	ADOPTED 2021-22
FUNCTION 1111 ELEMENTARY INSTRUCTION						
111 LICENSED SALARIES	1,312,288.78	1,253,210.21	1,352,964.78	1,403,076.29	1,403,076.29	1,403,076.29
112 CLASSIFIED SALARIES	140,636.62	148,257.16	169,940.31	176,867.79	176,867.79	176,867.79
121 SUBSTITUTES-LICENSED	45,070.88	30,594.43	56,299.34	48,539.79	48,539.79	48,539.79
122 SUBSTITUTES-CLASSIFIED	18,671.30	28,399.05	50,567.46	19,824.04	19,824.04	19,824.04
131 EXTRA DUTY	24,434.29	3,969.48	0.00	0.00	0.00	0.00
211 EMPLOYER CONTRIBUTION	113,048.04	97,192.37	128,276.77	81,599.94	81,599.94	81,599.94
212 EMPLOYER PD PERS PU 6.00%	86,608.18	77,055.68	92,546.36	96,017.11	96,017.11	96,017.11
213 PERS UAL	201,847.58	245,455.92	288,746.34	102,205.55	102,205.55	102,205.55
214 PERS BOND	0.00	0.00	0.00	192,211.39	192,211.39	192,211.39
216 OPSRP	48,941.04	54,464.94	55,612.59	37,160.70	37,160.70	37,160.70
220 FICA	113,339.20	106,920.37	125,638.94	127,097.14	127,097.14	127,097.14
231 WORKERS' COMPENSATION	7,123.83	6,764.38	12,283.78	13,291.20	13,291.20	13,291.20
232 UNEMPLOYMENT COMPENSATION	0.00	0.00	0.00	8,307.00	8,307.00	8,307.00
233 FAMILY & MEDICAL LEAVE INSURANCE	0.00	0.00	0.00	3,322.80	3,322.80	3,322.80
241 LICENSED INSURANCE	357,220.76	369,522.94	324,630.50	331,123.11	331,123.11	331,123.11
242 CLASSIFIED INSURANCE	76,376.17	73,312.55	75,580.69	75,580.69	75,580.69	75,580.69
246 DISTRICT PD TSA--LICENSED	12,104.44	11,470.44	12,060.18	12,575.42	12,575.42	12,575.42
247 DISTRICT PD TSA--CLASSIFI	658.73	1,509.59	506.96	517.21	517.21	517.21
248 DISTRICT PD TSA--SUPV/CON	212.64	0.00	0.00	0.00	0.00	0.00
311 INSTRUCTION SERVICES	500.00	0.00	0.00	0.00	0.00	0.00
319 OTHER INST, PROF & TECH	0.00	800.00	0.00	0.00	0.00	0.00
324 RENTALS	2,945.50	1,432.40	3,000.00	0.00	0.00	0.00
341 TRAVEL, LOCAL IN DISTRICT	0.00	0.00	0.00	2,408.00	2,408.00	2,408.00
353 POSTAGE	1,935.02	1,232.65	0.00	0.00	0.00	0.00
389 NON INSTRUCTION PROF/TECH	40.00	0.00	0.00	0.00	0.00	0.00
410 SUPPLIES AND MATERIALS	5,031.07	9,414.53	19,000.00	19,000.00	19,000.00	19,000.00
460 NON-CONSUMABLE ITEMS	3,018.03	670.20	0.00	0.00	0.00	0.00
470 COMPUTER SOFTWARE	150.00	150.00	0.00	0.00	0.00	0.00
480 COMPUTER HARDWARE	0.00	298.73	0.00	0.00	0.00	0.00
1111 ELEMENTARY INSTRUCTION	2,572,202.10	2,522,098.02	2,767,655.01	2,750,725.16	2,750,725.16	2,750,725.16

MEADOWVIEW SCHOOL ACCOUNT NUMBER / TITLE	ACTUAL 2018-19	ACTUAL 2019-20	ADOPTED 2020-21	PROPOSED 2021-22	APPROVED 2021-22	ADOPTED 2021-22
FUNCTION 1113 ELEMENTARY EXTRACURRICULAR						
131 EXTRA DUTY	1,365.00	0.00	0.00	0.00	0.00	0.00
211 EMPLOYER CONTRIBUTION	182.28	0.00	0.00	0.00	0.00	0.00
212 EMPLOYER PD PERS PU 6.00%	81.94	0.00	0.00	0.00	0.00	0.00
213 PERS UAL	189.00	0.00	0.00	0.00	0.00	0.00
214 PERS BOND	0.00	0.00	0.00	0.00	0.00	0.00
220 FICA	100.78	0.00	0.00	0.00	0.00	0.00
231 WORKERS' COMPENSATION	6.35	0.00	0.00	0.00	0.00	0.00
232 UNEMPLOYMENT COMPENSATION	0.00	0.00	0.00	0.00	0.00	0.00
233 FAMILY & MEDICAL LEAVE INSURANCE	0.00	0.00	0.00	0.00	0.00	0.00
1113 ELEMENTARY EXTRACURRICULAR	1,925.35	0.00	0.00	0.00	0.00	0.00

MEADOWVIEW SCHOOL ACCOUNT NUMBER / TITLE	ACTUAL 2018-19	ACTUAL 2019-20	ADOPTED 2020-21	PROPOSED 2021-22	APPROVED 2021-22	ADOPTED 2021-22
FUNCTION 1121 MIDDLE / JUNIOR INSTRUCTION						
111 LICENSED SALARIES	609,516.01	634,736.28	684,533.12	714,906.47	714,906.47	714,906.47
121 SUBSTITUTES-LICENSED	26,168.32	12,152.37	20,626.83	28,182.38	28,182.38	28,182.38
131 EXTRA DUTY	1,645.23	1,534.42	0.00	0.00	0.00	0.00
211 EMPLOYER CONTRIBUTION	23,562.36	25,133.17	27,176.12	17,403.49	17,403.49	17,403.49
212 EMPLOYER PD PERS PU 6.00%	36,669.83	38,206.12	41,526.67	43,346.04	43,346.04	43,346.04
213 PERS UAL	86,524.42	116,533.41	127,623.45	46,289.06	46,289.06	46,289.06
214 PERS BOND	0.00	0.00	0.00	86,865.23	86,865.23	86,865.23
216 OPSRP	35,990.80	38,600.54	42,484.61	29,431.14	29,431.14	29,431.14
220 FICA	46,561.42	47,318.82	54,392.96	57,314.79	57,314.79	57,314.79
231 WORKERS' COMPENSATION	2,907.67	2,931.41	5,523.14	5,993.70	5,993.70	5,993.70
232 UNEMPLOYMENT COMPENSATION	0.00	0.00	0.00	3,746.06	3,746.06	3,746.06
233 FAMILY & MEDICAL LEAVE INSURANCE	0.00	0.00	0.00	1,498.43	1,498.43	1,498.43
241 LICENSED INSURANCE	165,512.25	169,679.21	155,408.22	158,516.38	158,516.38	158,516.38
246 DISTRICT PD TSA--LICENSED	5,579.52	5,984.76	5,859.18	6,124.06	6,124.06	6,124.06
322 REPAIRS & MAINTENANCE	449.86	320.00	0.00	0.00	0.00	0.00
324 RENTALS	2,604.95	1,432.49	3,000.00	0.00	0.00	0.00
342 TRAVEL, OUT OF DISTRICT	0.00	14.67	0.00	0.00	0.00	0.00
410 SUPPLIES AND MATERIALS	8,245.04	7,741.99	13,500.00	15,000.00	15,000.00	15,000.00
460 NON-CONSUMABLE ITEMS	1,400.16	116.06	0.00	0.00	0.00	0.00
470 COMPUTER SOFTWARE	0.00	0.00	0.00	0.00	0.00	0.00
480 COMPUTER HARDWARE	538.76	0.00	0.00	0.00	0.00	0.00
1121 MIDDLE / JUNIOR INSTRUCTION	1,053,876.60	1,102,435.72	1,181,654.30	1,214,617.23	1,214,617.23	1,214,617.23

MEADOWVIEW SCHOOL ACCOUNT NUMBER / TITLE	ACTUAL 2018-19	ACTUAL 2019-20	ADOPTED 2020-21	PROPOSED 2021-22	APPROVED 2021-22	ADOPTED 2021-22
FUNCTION 1122 MIDDLE / JUNIOR EXTRACURRICULAR						
121 SUBSTITUTES-LICENSED	0.00	0.00	0.00	0.00	0.00	0.00
131 EXTRA DUTY	6,324.00	6,480.00	6,609.60	6,609.60	6,609.60	6,609.60
211 EMPLOYER CONTRIBUTION	844.20	881.83	915.43	571.73	571.73	571.73
212 EMPLOYER PD PERS PU 6.00%	379.33	381.86	396.58	396.58	396.58	396.58
213 PERS UAL	875.88	1,157.47	1,201.63	417.73	417.73	417.73
214 PERS BOND	0.00	0.00	0.00	783.90	783.90	783.90
216 OPSRP	0.00	0.00	0.00	0.00	0.00	0.00
220 FICA	466.69	465.79	505.63	505.63	505.63	505.63
231 WORKERS' COMPENSATION	28.75	28.82	52.88	52.88	52.88	52.88
232 UNEMPLOYMENT COMPENSATION	0.00	0.00	0.00	33.05	33.05	33.05
233 FAMILY & MEDICAL LEAVE INSURANCE	0.00	0.00	0.00	13.22	13.22	13.22
1122 MIDDLE / JUNIOR EXTRACURRICULAR	8,918.85	9,395.77	9,681.74	9,384.31	9,384.31	9,384.31

MEADOWVIEW SCHOOL ACCOUNT NUMBER / TITLE	ACTUAL 2018-19	ACTUAL 2019-20	ADOPTED 2020-21	PROPOSED 2021-22	APPROVED 2021-22	ADOPTED 2021-22
FUNCTION 2122 COUNSELING SERVICES						
111 LICENSED SALARIES	76,856.96	126,195.43	133,952.82	138,471.51	138,471.51	138,471.51
121 SUBSTITUTES-LICENSED	0.00	0.00	0.00	0.00	0.00	0.00
131 EXTRA DUTY	0.00	150.00	0.00	0.00	0.00	0.00
211 EMPLOYER CONTRIBUTION	0.00	0.00	0.00	0.00	0.00	0.00
212 EMPLOYER PD PERS PU 6.00%	4,611.42	7,342.53	8,166.01	8,442.47	8,442.47	8,442.47
213 PERS UAL	10,644.69	22,247.91	24,743.02	8,892.74	8,892.74	8,892.74
214 PERS BOND	0.00	0.00	0.00	16,687.95	16,687.95	16,687.95
216 OPSRP	6,163.95	10,279.55	11,432.42	7,795.21	7,795.21	7,795.21
220 FICA	5,614.87	9,346.91	10,411.67	10,764.15	10,764.15	10,764.15
231 WORKERS' COMPENSATION	347.53	573.23	1,088.80	1,125.66	1,125.66	1,125.66
232 UNEMPLOYMENT COMPENSATION	0.00	0.00	0.00	703.54	703.54	703.54
233 FAMILY & MEDICAL LEAVE INSURANCE	0.00	0.00	0.00	281.42	281.42	281.42
241 LICENSED INSURANCE	17,422.35	35,849.76	36,566.64	37,297.97	37,297.97	37,297.97
246 DISTRICT PD TSA--LICENSED	767.81	2,062.51	2,147.40	2,236.34	2,236.34	2,236.34
410 SUPPLIES AND MATERIALS	0.00	0.00	428.00	500.00	500.00	500.00
2122 COUNSELING SERVICES	122,429.58	214,047.83	228,936.77	233,198.96	233,198.96	233,198.96

MEADOWVIEW SCHOOL ACCOUNT NUMBER / TITLE	ACTUAL 2018-19	ACTUAL 2019-20	ADOPTED 2020-21	PROPOSED 2021-22	APPROVED 2021-22	ADOPTED 2021-22
FUNCTION 2222 MEDIA / LIBRARY						
112 CLASSIFIED SALARIES	38,498.20	41,099.84	42,858.48	43,719.84	43,719.84	43,719.84
122 SUBSTITUTES-CLASSIFIED	0.00	379.94	0.00	0.00	0.00	0.00
131 EXTRA DUTY	637.89	203.07	0.00	0.00	0.00	0.00
211 EMPLOYER CONTRIBUTION	0.00	1,869.69	3,042.15	1,938.16	1,938.16	1,938.16
212 EMPLOYER PD PERS PU 6.00%	1,266.70	1,247.92	2,603.65	2,655.98	2,655.98	2,655.98
213 PERS UAL	2,923.90	6,235.27	7,889.07	2,797.63	2,797.63	2,797.63
214 PERS BOND	0.00	0.00	0.00	5,249.99	5,249.99	5,249.99
216 OPSRP	1,693.13	1,747.05	1,800.06	1,211.04	1,211.04	1,211.04
220 FICA	2,874.00	3,132.86	3,319.66	3,386.37	3,386.37	3,386.37
231 WORKERS' COMPENSATION	204.72	216.56	347.15	354.13	354.13	354.13
232 UNEMPLOYMENT COMPENSATION	0.00	0.00	0.00	221.33	221.33	221.33
233 FAMILY & MEDICAL LEAVE INSURANCE	0.00	0.00	0.00	88.53	88.53	88.53
242 CLASSIFIED INSURANCE	13,427.72	6,170.28	6,336.00	6,336.00	6,336.00	6,336.00
247 DISTRICT PD TSA--CLASSIFI	337.16	525.22	535.73	546.50	546.50	546.50
410 SUPPLIES AND MATERIALS	0.00	263.05	0.00	0.00	0.00	0.00
430 LIBRARY BOOKS	313.48	497.33	1,500.00	1,500.00	1,500.00	1,500.00
460 NON-CONSUMABLE ITEMS	0.00	0.00	0.00	0.00	0.00	0.00
2222 MEDIA / LIBRARY	62,176.90	63,588.08	70,231.95	70,005.50	70,005.50	70,005.50

MEADOWVIEW SCHOOL ACCOUNT NUMBER / TITLE	ACTUAL 2018-19	ACTUAL 2019-20	ADOPTED 2020-21	PROPOSED 2021-22	APPROVED 2021-22	ADOPTED 2021-22
FUNCTION 2410 OFFICE OF THE PRINCIPAL						
112 CLASSIFIED SALARIES	98,393.76	96,761.71	102,283.96	104,289.98	104,289.98	104,289.98
113 ADMINISTRATORS	193,806.86	203,388.16	218,148.27	222,510.96	222,510.96	222,510.96
121 SUBSTITUTES-LICENSED	8,172.58	0.00	15,493.82	8,801.59	8,801.59	8,801.59
122 SUBSTITUTES-CLASSIFIED	607.44	0.00	1,040.37	644.94	644.94	644.94
131 EXTRA DUTY	748.63	435.94	0.00	0.00	0.00	0.00
190 TRAVEL STIPEND	4,200.00	4,200.00	4,284.00	4,284.00	4,284.00	4,284.00
211 EMPLOYER CONTRIBUTION	24,860.31	25,064.97	27,682.59	17,651.74	17,651.74	17,651.74
212 EMPLOYER PD PERS PU 6.00%	16,724.12	18,287.17	20,212.40	20,633.26	20,633.26	20,633.26
213 PERS UAL	38,622.26	55,410.00	61,243.57	21,930.20	21,930.20	21,930.20
214 PERS BOND	0.00	0.00	0.00	41,167.30	41,167.30	41,167.30
216 OPSRP	7,429.79	10,400.12	11,533.78	7,913.17	7,913.17	7,913.17
220 FICA	22,962.21	22,720.86	25,770.81	26,984.51	26,984.51	26,984.51
231 WORKERS' COMPENSATION	1,467.36	1,466.43	2,694.99	2,821.91	2,821.91	2,821.91
232 UNEMPLOYMENT COMPENSATION	0.00	0.00	0.00	1,763.69	1,763.69	1,763.69
233 FAMILY & MEDICAL LEAVE INSURANCE	0.00	0.00	0.00	705.48	705.48	705.48
242 CLASSIFIED INSURANCE	27,667.89	49,666.19	61,920.00	61,920.00	61,920.00	61,920.00
244 ADMIN/CONFID INSURANCE	38,145.42	38,963.46	40,123.20	39,080.61	39,080.61	39,080.61
245 DISTRICT PD TSA	9,600.00	9,600.00	9,600.00	9,600.00	9,600.00	9,600.00
247 DISTRICT PD TSA--CLASSIFI	1,653.37	2,394.65	2,557.10	2,607.25	2,607.25	2,607.25
318 PROF & IMP COSTS NON-INST	800.00	0.00	0.00	0.00	0.00	0.00
324 RENTALS	0.00	0.00	0.00	0.00	0.00	0.00
353 POSTAGE	0.00	0.00	0.00	0.00	0.00	0.00
410 SUPPLIES AND MATERIALS	0.00	312.00	500.00	500.00	500.00	500.00
460 NON-CONSUMABLE ITEMS	0.00	0.00	0.00	0.00	0.00	0.00
480 COMPUTER HARDWARE	0.00	381.98	0.00	0.00	0.00	0.00
2410 OFFICE OF THE PRINCIPAL	495,862.00	539,453.64	605,088.86	595,810.59	595,810.59	595,810.59

MEADOWVIEW SCHOOL ACCOUNT NUMBER / TITLE	ACTUAL 2018-19	ACTUAL 2019-20	ADOPTED 2020-21	PROPOSED 2021-22	APPROVED 2021-22	ADOPTED 2021-22
FUNCTION 2542 MAINTENANCE OF PLANT						
112 CLASSIFIED SALARIES	80,839.60	104,598.08	128,023.68	133,012.16	133,012.16	133,012.16
122 SUBSTITUTES-CLASSIFIED	880.32	8,153.02	646.18	934.67	934.67	934.67
124 TEMPORARY-CLASSIFIED	0.00	4,138.00	0.00	0.00	0.00	0.00
131 EXTRA DUTY	0.00	234.33	0.00	0.00	0.00	0.00
211 EMPLOYER CONTRIBUTION	0.00	0.00	5,389.89	3,507.69	3,507.69	3,507.69
212 EMPLOYER PD PERS PU 6.00%	4,850.37	5,305.23	7,681.42	7,994.40	7,994.40	7,994.40
213 PERS UAL	11,213.69	16,232.23	23,274.71	8,419.84	8,419.84	8,419.84
214 PERS BOND	0.00	0.00	0.00	15,820.05	15,820.05	15,820.05
216 OPSRP	6,493.36	7,500.04	7,510.89	5,126.06	5,126.06	5,126.06
220 FICA	6,044.04	8,930.73	9,793.81	10,246.93	10,246.93	10,246.93
231 WORKERS' COMPENSATION	2,579.97	2,787.26	1,024.19	1,071.57	1,071.57	1,071.57
232 UNEMPLOYMENT COMPENSATION	0.00	0.00	0.00	669.73	669.73	669.73
233 FAMILY & MEDICAL LEAVE INSURANCE	0.00	0.00	0.00	267.89	267.89	267.89
242 CLASSIFIED INSURANCE	31,560.45	35,020.75	35,400.00	35,400.00	35,400.00	35,400.00
247 DISTRICT PD TSA--CLASSIFI	46.39	1,044.80	0.00	0.00	0.00	0.00
410 SUPPLIES AND MATERIALS	8,702.96	13,463.20	13,000.00	13,108.00	13,108.00	13,108.00
460 NON-CONSUMABLE ITEMS	0.00	0.00	0.00	0.00	0.00	0.00
2542 MAINTENANCE OF PLANT	153,211.15	207,407.67	231,744.77	235,578.99	235,578.99	235,578.99

MEADOWVIEW SCHOOL ACCOUNT NUMBER / TITLE	ACTUAL 2018-19	ACTUAL 2019-20	ADOPTED 2020-21	PROPOSED 2021-22	APPROVED 2021-22	ADOPTED 2021-22
FUNCTION 2550 TRANSPORTATION						
331 REIMBURSABLE STUDENT TRAN	32.17	0.00	0.00	0.00	0.00	0.00
2550 TRANSPORTATION	32.17	0.00	0.00	0.00	0.00	0.00

*** This page intentionally left blank ***

Prairie Mountain Tab goes Here

BACK OF TAB

PRAIRIE MOUNTAIN SCHOOL ACCOUNT NUMBER / TITLE	ACTUAL 2018-19	ACTUAL 2019-20	ADOPTED 2020-21	PROPOSED 2021-22	APPROVED 2021-22	ADOPTED 2021-22
FUNCTION 1111 ELEMENTARY INSTRUCTION						
111 LICENSED SALARIES	1,055,920.07	1,076,831.40	1,156,797.63	1,205,583.88	1,205,583.88	1,205,583.88
112 CLASSIFIED SALARIES	154,665.35	117,266.77	124,647.57	128,482.95	128,482.95	128,482.95
121 SUBSTITUTES-LICENSED	22,581.58	51,205.10	79,332.99	24,319.59	24,319.59	24,319.59
122 SUBSTITUTES-CLASSIFIED	9,606.21	2,433.37	4,501.06	10,199.28	10,199.28	10,199.28
131 EXTRA DUTY	15,065.71	7,808.25	0.00	0.00	0.00	0.00
211 EMPLOYER CONTRIBUTION	50,129.78	48,818.38	59,082.29	36,711.44	36,711.44	36,711.44
212 EMPLOYER PD PERS PU 6.00%	71,082.13	68,023.66	77,826.50	80,816.25	80,816.25	80,816.25
213 PERS UAL	164,690.35	217,822.61	243,033.00	85,661.04	85,661.04	85,661.04
214 PERS BOND	0.00	0.00	0.00	160,963.13	160,963.13	160,963.13
216 OPSRP	65,250.15	71,035.76	76,455.24	51,489.59	51,489.59	51,489.59
220 FICA	90,988.24	91,309.28	105,120.86	105,398.62	105,398.62	105,398.62
231 WORKERS' COMPENSATION	5,852.10	5,540.38	10,322.36	11,022.08	11,022.08	11,022.08
232 UNEMPLOYMENT COMPENSATION	0.00	0.00	0.00	6,888.80	6,888.80	6,888.80
233 FAMILY & MEDICAL LEAVE INSURANCE	0.00	0.00	0.00	2,755.52	2,755.52	2,755.52
241 LICENSED INSURANCE	306,765.69	309,525.85	316,301.44	322,627.46	322,627.46	322,627.46
242 CLASSIFIED INSURANCE	51,210.72	40,043.23	41,380.80	41,380.80	41,380.80	41,380.80
246 DISTRICT PD TSA--LICENSED	8,800.12	7,264.98	8,813.85	9,136.89	9,136.89	9,136.89
247 DISTRICT PD TSA--CLASSIFI	81.66	501.85	35.84	37.12	37.12	37.12
324 RENTALS	2,716.59	1,538.92	2,800.00	2,799.00	2,799.00	2,799.00
353 POSTAGE	1,860.01	1,262.15	1,500.00	1,500.00	1,500.00	1,500.00
410 SUPPLIES AND MATERIALS	8,151.62	6,670.70	15,000.00	13,529.00	13,529.00	13,529.00
460 NON-CONSUMABLE ITEMS	722.25	221.14	1,000.00	1,000.00	1,000.00	1,000.00
480 COMPUTER HARDWARE	0.00	31.00	0.00	0.00	0.00	0.00
1111 ELEMENTARY INSTRUCTION	2,086,140.33	2,125,154.78	2,323,951.42	2,302,302.42	2,302,302.42	2,302,302.42

PRAIRIE MOUNTAIN SCHOOL ACCOUNT NUMBER / TITLE	ACTUAL 2018-19	ACTUAL 2019-20	ADOPTED 2020-21	PROPOSED 2021-22	APPROVED 2021-22	ADOPTED 2021-22
FUNCTION 1113 ELEMENTARY EXTRACURRICULAR						
111 LICENSED SALARIES	0.00	0.00	0.00	0.00	0.00	0.00
121 SUBSTITUTES-LICENSED	0.00	0.00	0.00	0.00	0.00	0.00
122 SUBSTITUTES-CLASSIFIED	0.00	0.00	0.00	0.00	0.00	0.00
131 EXTRA DUTY	1,365.00	1,178.00	0.00	0.00	0.00	0.00
211 EMPLOYER CONTRIBUTION	0.00	0.00	0.00	0.00	0.00	0.00
212 EMPLOYER PD PERS PU 6.00%	81.95	68.90	72.09	72.09	72.09	72.09
213 PERS UAL	189.00	208.81	218.44	75.94	75.94	75.94
214 PERS BOND	0.00	0.00	0.00	142.51	142.51	142.51
216 OPSRP	109.44	96.51	100.93	66.57	66.57	66.57
220 FICA	91.44	82.61	91.92	91.92	91.92	91.92
231 WORKERS' COMPENSATION	6.47	5.14	9.61	9.61	9.61	9.61
232 UNEMPLOYMENT COMPENSATION	0.00	0.00	0.00	6.01	6.01	6.01
233 FAMILY & MEDICAL LEAVE INSURANCE	0.00	0.00	0.00	2.40	2.40	2.40
241 LICENSED INSURANCE	0.00	353.81	0.00	0.00	0.00	0.00
246 DISTRICT PD TSA--LICENSED	0.00	11.76	0.00	0.00	0.00	0.00
410 SUPPLIES AND MATERIALS	0.00	0.00	0.00	0.00	0.00	0.00
1113 ELEMENTARY EXTRACURRICULAR	1,843.30	2,005.54	493.00	467.05	467.05	467.05

PRAIRIE MOUNTAIN SCHOOL ACCOUNT NUMBER / TITLE	ACTUAL 2018-19	ACTUAL 2019-20	ADOPTED 2020-21	PROPOSED 2021-22	APPROVED 2021-22	ADOPTED 2021-22
FUNCTION 1121 MIDDLE / JUNIOR INSTRUCTION						
111 LICENSED SALARIES	528,980.08	544,290.77	584,474.78	610,706.40	610,706.40	610,706.40
112 CLASSIFIED SALARIES	0.00	0.00	0.00	0.00	0.00	0.00
121 SUBSTITUTES-LICENSED	12,438.25	10,224.25	18,695.05	13,395.58	13,395.58	13,395.58
131 EXTRA DUTY	3,351.61	1,565.46	0.00	0.00	0.00	0.00
211 EMPLOYER CONTRIBUTION	28,187.46	21,478.04	22,672.12	14,242.57	14,242.57	14,242.57
212 EMPLOYER PD PERS PU 6.00%	31,959.33	32,754.73	35,403.92	36,934.22	36,934.22	36,934.22
213 PERS UAL	74,508.87	100,297.42	108,903.14	39,204.08	39,204.08	39,204.08
214 PERS BOND	0.00	0.00	0.00	73,569.67	73,569.67	73,569.67
216 OPSRP	26,211.58	33,315.58	36,566.74	25,244.36	25,244.36	25,244.36
220 FICA	40,050.51	40,183.38	46,450.98	48,064.85	48,064.85	48,064.85
231 WORKERS' COMPENSATION	2,514.18	2,512.92	4,708.06	5,026.39	5,026.39	5,026.39
232 UNEMPLOYMENT COMPENSATION	0.00	0.00	0.00	3,141.49	3,141.49	3,141.49
233 FAMILY & MEDICAL LEAVE INSURANCE	0.00	0.00	0.00	1,256.60	1,256.60	1,256.60
241 LICENSED INSURANCE	148,089.89	153,030.60	151,751.56	154,786.59	154,786.59	154,786.59
242 CLASSIFIED INSURANCE	0.00	0.00	0.00	0.00	0.00	0.00
246 DISTRICT PD TSA--LICENSED	3,276.52	5,375.13	4,032.60	4,196.76	4,196.76	4,196.76
248 DISTRICT PD TSA--SUPV/CON	415.16	0.00	0.00	0.00	0.00	0.00
324 RENTALS	1,664.88	996.68	1,700.00	800.00	800.00	800.00
353 POSTAGE	0.00	0.00	0.00	0.00	0.00	0.00
410 SUPPLIES AND MATERIALS	0.00	1,322.20	11,200.00	10,000.00	10,000.00	10,000.00
460 NON-CONSUMABLE ITEMS	65.98	1,945.58	2,000.00	2,000.00	2,000.00	2,000.00
480 COMPUTER HARDWARE	0.00	0.00	0.00	0.00	0.00	0.00
1121 MIDDLE / JUNIOR INSTRUCTION	901,714.30	949,292.74	1,028,558.95	1,042,569.55	1,042,569.55	1,042,569.55

PRAIRIE MOUNTAIN SCHOOL ACCOUNT NUMBER / TITLE	ACTUAL 2018-19	ACTUAL 2019-20	ADOPTED 2020-21	PROPOSED 2021-22	APPROVED 2021-22	ADOPTED 2021-22
FUNCTION 1122 MIDDLE / JUNIOR EXTRACURRICULAR						
121 SUBSTITUTES-LICENSED	0.00	0.00	0.00	0.00	0.00	0.00
131 EXTRA DUTY	5,722.00	5,574.00	5,685.48	5,685.48	5,685.48	5,685.48
211 EMPLOYER CONTRIBUTION	0.00	0.00	0.00	0.00	0.00	0.00
212 EMPLOYER PD PERS PU 6.00%	348.32	326.54	341.13	341.13	341.13	341.13
213 PERS UAL	803.80	989.10	1,033.62	359.32	359.32	359.32
214 PERS BOND	0.00	0.00	0.00	674.30	674.30	674.30
216 OPSRP	465.54	457.02	477.58	314.98	314.98	314.98
220 FICA	425.16	367.19	434.94	434.94	434.94	434.94
231 WORKERS' COMPENSATION	27.05	24.92	45.48	45.48	45.48	45.48
232 UNEMPLOYMENT COMPENSATION	0.00	0.00	0.00	28.43	28.43	28.43
233 FAMILY & MEDICAL LEAVE INSURANCE	0.00	0.00	0.00	11.37	11.37	11.37
241 LICENSED INSURANCE	0.00	1,266.70	0.00	0.00	0.00	0.00
322 REPAIRS & MAINTENANCE	0.00	0.00	200.00	200.00	200.00	200.00
324 RENTALS	340.00	0.00	0.00	0.00	0.00	0.00
410 SUPPLIES AND MATERIALS	254.88	0.00	505.00	2,000.00	2,000.00	2,000.00
460 NON-CONSUMABLE ITEMS	85.12	0.00	0.00	0.00	0.00	0.00
1122 MIDDLE / JUNIOR EXTRACURRICULAR	8,471.87	9,005.47	8,723.23	10,095.43	10,095.43	10,095.43

PRAIRIE MOUNTAIN SCHOOL ACCOUNT NUMBER / TITLE	ACTUAL 2018-19	ACTUAL 2019-20	ADOPTED 2020-21	PROPOSED 2021-22	APPROVED 2021-22	ADOPTED 2021-22
FUNCTION 2122 COUNSELING SERVICES						
111 LICENSED SALARIES	79,469.85	81,272.76	82,898.01	84,556.09	84,556.09	84,556.09
121 SUBSTITUTES-LICENSED	0.00	0.00	0.00	0.00	0.00	0.00
211 EMPLOYER CONTRIBUTION	10,609.20	7,504.16	11,768.41	7,496.95	7,496.95	7,496.95
212 EMPLOYER PD PERS PU 6.00%	4,768.24	0.00	5,098.23	5,200.20	5,200.20	5,200.20
213 PERS UAL	11,006.54	9,850.25	15,447.63	5,477.54	5,477.54	5,477.54
214 PERS BOND	0.00	0.00	0.00	10,279.06	10,279.06	10,279.06
216 OPSRP	0.00	0.00	0.00	0.00	0.00	0.00
220 FICA	5,756.66	5,956.60	6,500.24	6,630.25	6,630.25	6,630.25
231 WORKERS' COMPENSATION	358.44	364.56	679.76	693.36	693.36	693.36
232 UNEMPLOYMENT COMPENSATION	0.00	0.00	0.00	433.35	433.35	433.35
233 FAMILY & MEDICAL LEAVE INSURANCE	0.00	0.00	0.00	173.34	173.34	173.34
241 LICENSED INSURANCE	17,422.35	17,924.88	18,283.32	18,648.99	18,648.99	18,648.99
246 DISTRICT PD TSA--LICENSED	794.67	812.76	2,072.45	2,113.90	2,113.90	2,113.90
410 SUPPLIES AND MATERIALS	0.00	0.00	500.00	1,000.00	1,000.00	1,000.00
2122 COUNSELING SERVICES	130,185.95	123,685.97	143,248.05	142,703.05	142,703.05	142,703.05

PRAIRIE MOUNTAIN SCHOOL ACCOUNT NUMBER / TITLE	ACTUAL 2018-19	ACTUAL 2019-20	ADOPTED 2020-21	PROPOSED 2021-22	APPROVED 2021-22	ADOPTED 2021-22
FUNCTION 2222 MEDIA / LIBRARY						
112 CLASSIFIED SALARIES	38,650.75	38,981.30	41,441.80	42,275.51	42,275.51	42,275.51
122 SUBSTITUTES-CLASSIFIED	173.20	78.45	23.53	183.89	183.89	183.89
131 EXTRA DUTY	752.42	0.00	0.00	0.00	0.00	0.00
211 EMPLOYER CONTRIBUTION	3,138.77	3,173.55	3,422.74	2,180.67	2,180.67	2,180.67
212 EMPLOYER PD PERS PU 6.00%	2,364.20	2,339.06	2,548.73	2,602.63	2,602.63	2,602.63
213 PERS UAL	5,469.56	7,099.54	7,724.26	2,741.26	2,741.26	2,741.26
214 PERS BOND	0.00	0.00	0.00	5,148.04	5,148.04	5,148.04
216 OPSRP	1,281.67	1,355.48	1,493.08	1,004.71	1,004.71	1,004.71
220 FICA	2,439.87	2,440.56	3,251.35	3,329.00	3,329.00	3,329.00
231 WORKERS' COMPENSATION	208.40	203.67	339.82	348.13	348.13	348.13
232 UNEMPLOYMENT COMPENSATION	0.00	0.00	0.00	217.58	217.58	217.58
233 FAMILY & MEDICAL LEAVE INSURANCE	0.00	0.00	0.00	87.03	87.03	87.03
242 CLASSIFIED INSURANCE	24,946.85	31,125.76	31,911.17	31,911.17	31,911.17	31,911.17
247 DISTRICT PD TSA--CLASSIFI	773.05	1,003.39	1,036.04	1,056.89	1,056.89	1,056.89
410 SUPPLIES AND MATERIALS	787.94	629.20	810.00	810.00	810.00	810.00
430 LIBRARY BOOKS	2,315.60	2,175.63	2,263.00	2,263.00	2,263.00	2,263.00
440 PERIODICALS	122.85	15.81	122.00	122.00	122.00	122.00
460 NON-CONSUMABLE ITEMS	92.00	0.00	0.00	0.00	0.00	0.00
2222 MEDIA / LIBRARY	83,517.13	90,621.40	96,387.52	96,281.51	96,281.51	96,281.51

PRAIRIE MOUNTAIN SCHOOL ACCOUNT NUMBER / TITLE	ACTUAL 2018-19	ACTUAL 2019-20	ADOPTED 2020-21	PROPOSED 2021-22	APPROVED 2021-22	ADOPTED 2021-22
FUNCTION 2410 OFFICE OF THE PRINCIPAL						
112 CLASSIFIED SALARIES	106,446.96	106,487.44	111,292.48	113,513.60	113,513.60	113,513.60
113 ADMINISTRATORS	204,924.88	211,407.82	225,326.01	229,832.52	229,832.52	229,832.52
121 SUBSTITUTES-LICENSED	360.16	0.00	682.80	387.88	387.88	387.88
122 SUBSTITUTES-CLASSIFIED	404.60	597.80	692.97	429.58	429.58	429.58
190 TRAVEL STIPEND	4,200.00	4,200.00	4,284.00	4,284.00	4,284.00	4,284.00
211 EMPLOYER CONTRIBUTION	21,574.48	22,998.53	24,796.51	15,786.95	15,786.95	15,786.95
212 EMPLOYER PD PERS PU 6.00%	18,934.24	19,325.71	21,030.15	21,441.25	21,441.25	21,441.25
213 PERS UAL	43,706.74	58,652.16	63,721.35	22,593.04	22,593.04	22,593.04
214 PERS BOND	0.00	0.00	0.00	42,406.68	42,406.68	42,406.68
216 OPSRP	12,348.01	13,151.46	14,403.17	9,690.02	9,690.02	9,690.02
220 FICA	23,684.08	23,992.73	26,813.44	27,390.64	27,390.64	27,390.64
231 WORKERS' COMPENSATION	1,562.53	1,578.46	2,804.02	2,864.38	2,864.38	2,864.38
232 UNEMPLOYMENT COMPENSATION	0.00	0.00	0.00	1,790.24	1,790.24	1,790.24
233 FAMILY & MEDICAL LEAVE INSURANCE	0.00	0.00	0.00	716.10	716.10	716.10
242 CLASSIFIED INSURANCE	43,475.73	50,943.15	55,812.00	55,812.00	55,812.00	55,812.00
244 ADMIN/CONFID INSURANCE	37,545.42	38,708.66	40,123.20	39,080.61	39,080.61	39,080.61
245 DISTRICT PD TSA	9,600.00	9,600.00	9,600.00	9,600.00	9,600.00	9,600.00
247 DISTRICT PD TSA--CLASSIFI	0.00	0.00	0.00	0.00	0.00	0.00
318 PROF & IMP COSTS NON-INST	0.00	588.00	0.00	0.00	0.00	0.00
410 SUPPLIES AND MATERIALS	0.00	0.00	0.00	0.00	0.00	0.00
480 COMPUTER HARDWARE	0.00	0.00	0.00	0.00	0.00	0.00
2410 OFFICE OF THE PRINCIPAL	528,767.83	562,231.92	601,382.11	597,619.47	597,619.47	597,619.47

PRAIRIE MOUNTAIN SCHOOL ACCOUNT NUMBER / TITLE	ACTUAL 2018-19	ACTUAL 2019-20	ADOPTED 2020-21	PROPOSED 2021-22	APPROVED 2021-22	ADOPTED 2021-22
FUNCTION 2542 MAINTENANCE OF PLANT						
112 CLASSIFIED SALARIES	85,053.92	112,012.24	124,691.04	129,574.72	129,574.72	129,574.72
122 SUBSTITUTES-CLASSIFIED	4,723.86	3,053.72	4,819.39	5,015.50	5,015.50	5,015.50
131 EXTRA DUTY	61.38	156.33	0.00	0.00	0.00	0.00
211 EMPLOYER CONTRIBUTION	5,695.20	5,959.97	11,244.25	7,261.55	7,261.55	7,261.55
212 EMPLOYER PD PERS PU 6.00%	5,106.84	5,658.87	7,615.52	7,986.53	7,986.53	7,986.53
213 PERS UAL	12,160.85	17,636.10	23,075.03	8,407.50	8,407.50	8,407.50
214 PERS BOND	0.00	0.00	0.00	15,882.19	15,882.19	15,882.19
216 OPSRP	3,620.44	4,533.97	3,842.11	2,675.77	2,675.77	2,675.77
220 FICA	6,794.65	8,591.76	9,709.79	10,473.01	10,473.01	10,473.01
231 WORKERS' COMPENSATION	2,816.87	2,938.31	1,015.40	1,095.22	1,095.22	1,095.22
232 UNEMPLOYMENT COMPENSATION	0.00	0.00	0.00	684.51	684.51	684.51
233 FAMILY & MEDICAL LEAVE INSURANCE	0.00	0.00	0.00	273.80	273.80	273.80
242 CLASSIFIED INSURANCE	30,675.60	37,182.60	39,636.00	39,636.00	39,636.00	39,636.00
247 DISTRICT PD TSA--CLASSIFI	1,694.37	2,632.79	2,234.34	2,311.89	2,311.89	2,311.89
410 SUPPLIES AND MATERIALS	10,833.16	10,384.81	9,000.00	9,000.00	9,000.00	9,000.00
460 NON-CONSUMABLE ITEMS	450.00	0.00	0.00	0.00	0.00	0.00
2542 MAINTENANCE OF PLANT	169,687.14	210,741.47	236,882.88	240,278.20	240,278.20	240,278.20

Cascade Tab goes Here

BACK OF TAB

CASCADE MIDDLE SCHOOL ACCOUNT NUMBER / TITLE	ACTUAL 2018-19	ACTUAL 2019-20	ADOPTED 2020-21	PROPOSED 2021-22	APPROVED 2021-22	ADOPTED 2021-22
FUNCTION 1121 MIDDLE / JUNIOR INSTRUCTION						
111 LICENSED SALARIES	662,208.60	809,062.04	878,862.88	920,790.61	920,790.61	920,790.61
112 CLASSIFIED SALARIES	12,118.46	24,669.57	31,542.42	33,047.56	33,047.56	33,047.56
121 SUBSTITUTES-LICENSED	21,828.67	29,995.16	40,625.29	23,508.73	23,508.73	23,508.73
122 SUBSTITUTES-CLASSIFIED	1,552.92	3,828.62	4,957.94	1,648.79	1,648.79	1,648.79
131 EXTRA DUTY	1,057.24	978.10	0.00	0.00	0.00	0.00
211 EMPLOYER CONTRIBUTION	36,255.93	31,537.94	50,382.87	32,132.63	32,132.63	32,132.63
212 EMPLOYER PD PERS PU 6.00%	40,534.04	46,799.75	55,246.82	57,749.41	57,749.41	57,749.41
213 PERS UAL	94,461.25	144,373.05	171,274.10	61,354.30	61,354.30	61,354.30
214 PERS BOND	0.00	0.00	0.00	115,170.84	115,170.84	115,170.84
216 OPSRP	32,918.05	47,579.70	48,577.45	33,189.14	33,189.14	33,189.14
220 FICA	51,808.23	64,091.35	73,650.75	75,434.75	75,434.75	75,434.75
231 WORKERS' COMPENSATION	3,168.23	3,969.63	7,337.37	7,888.60	7,888.60	7,888.60
232 UNEMPLOYMENT COMPENSATION	0.00	0.00	0.00	4,930.38	4,930.38	4,930.38
233 FAMILY & MEDICAL LEAVE INSURANCE	0.00	0.00	0.00	1,972.15	1,972.15	1,972.15
241 LICENSED INSURANCE	190,917.22	251,844.62	256,880.65	262,018.26	262,018.26	262,018.26
242 CLASSIFIED INSURANCE	1,926.13	5,865.30	8,144.57	8,144.57	8,144.57	8,144.57
246 DISTRICT PD TSA--LICENSED	6,303.50	8,100.29	6,766.42	7,079.53	7,079.53	7,079.53
247 DISTRICT PD TSA--CLASSIFI	0.00	0.00	0.00	0.00	0.00	0.00
248 DISTRICT PD TSA--SUPV/CON	186.36	0.00	0.00	0.00	0.00	0.00
324 RENTALS	3,653.49	3,649.89	3,000.00	2,462.00	2,462.00	2,462.00
342 TRAVEL, OUT OF DISTRICT	0.00	13.38	0.00	0.00	0.00	0.00
353 POSTAGE	1,108.91	1,392.10	1,000.00	1,500.00	1,500.00	1,500.00
410 SUPPLIES AND MATERIALS	715.75	3,865.04	10,784.00	12,072.00	12,072.00	12,072.00
460 NON-CONSUMABLE ITEMS	1,385.49	0.00	0.00	0.00	0.00	0.00
480 COMPUTER HARDWARE	238.00	499.07	2,000.00	2,000.00	2,000.00	2,000.00
1121 MIDDLE / JUNIOR INSTRUCTION	1,164,346.47	1,482,114.60	1,651,033.54	1,664,094.26	1,664,094.26	1,664,094.26

CASCADE MIDDLE SCHOOL ACCOUNT NUMBER / TITLE	ACTUAL 2018-19	ACTUAL 2019-20	ADOPTED 2020-21	PROPOSED 2021-22	APPROVED 2021-22	ADOPTED 2021-22
FUNCTION 1122 MIDDLE / JUNIOR EXTRACURRICULAR						
131 EXTRA DUTY	9,543.00	9,943.00	10,141.86	10,141.86	10,141.86	10,141.86
211 EMPLOYER CONTRIBUTION	364.32	374.92	392.31	245.01	245.01	245.01
212 EMPLOYER PD PERS PU 6.00%	572.72	583.72	608.51	608.51	608.51	608.51
213 PERS UAL	1,321.68	1,768.75	1,843.79	640.97	640.97	640.97
214 PERS BOND	0.00	0.00	0.00	1,202.82	1,202.82	1,202.82
216 OPSRP	546.48	589.86	613.98	404.94	404.94	404.94
220 FICA	707.73	720.74	775.85	775.85	775.85	775.85
231 WORKERS' COMPENSATION	43.56	44.13	81.13	81.13	81.13	81.13
232 UNEMPLOYMENT COMPENSATION	0.00	0.00	0.00	50.71	50.71	50.71
233 FAMILY & MEDICAL LEAVE INSURANCE	0.00	0.00	0.00	20.28	20.28	20.28
460 NON-CONSUMABLE ITEMS	0.00	0.00	0.00	0.00	0.00	0.00
1122 MIDDLE / JUNIOR EXTRACURRICULAR	13,099.49	14,025.12	14,457.44	14,172.09	14,172.09	14,172.09

CASCADE MIDDLE SCHOOL ACCOUNT NUMBER / TITLE	ACTUAL 2018-19	ACTUAL 2019-20	ADOPTED 2020-21	PROPOSED 2021-22	APPROVED 2021-22	ADOPTED 2021-22
FUNCTION 2122 COUNSELING SERVICES						
111 LICENSED SALARIES	79,469.85	79,209.96	82,898.01	84,556.09	84,556.09	84,556.09
131 EXTRA DUTY	213.60	234.24	0.00	0.00	0.00	0.00
211 EMPLOYER CONTRIBUTION	10,629.50	11,051.20	11,596.19	7,387.24	7,387.24	7,387.24
212 EMPLOYER PD PERS PU 6.00%	4,781.04	4,787.49	5,023.62	5,124.10	5,124.10	5,124.10
213 PERS UAL	11,036.14	14,506.23	15,221.57	5,397.38	5,397.38	5,397.38
214 PERS BOND	0.00	0.00	0.00	10,128.64	10,128.64	10,128.64
216 OPSRP	4.93	0.00	0.00	0.00	0.00	0.00
220 FICA	5,739.48	5,717.30	6,405.11	6,533.23	6,533.23	6,533.23
231 WORKERS' COMPENSATION	359.11	357.81	669.82	683.21	683.21	683.21
232 UNEMPLOYMENT COMPENSATION	0.00	0.00	0.00	427.01	427.01	427.01
233 FAMILY & MEDICAL LEAVE INSURANCE	0.00	0.00	0.00	170.80	170.80	170.80
241 LICENSED INSURANCE	17,422.35	17,924.88	0.00	0.00	0.00	0.00
246 DISTRICT PD TSA--LICENSED	794.67	812.76	828.98	845.56	845.56	845.56
2122 COUNSELING SERVICES	130,450.67	134,601.87	122,643.30	121,253.27	121,253.27	121,253.27

CASCADE MIDDLE SCHOOL ACCOUNT NUMBER / TITLE	ACTUAL 2018-19	ACTUAL 2019-20	ADOPTED 2020-21	PROPOSED 2021-22	APPROVED 2021-22	ADOPTED 2021-22
FUNCTION 2222 MEDIA / LIBRARY						
112 CLASSIFIED SALARIES	20,302.90	20,896.78	22,534.07	22,988.03	22,988.03	22,988.03
131 EXTRA DUTY	420.68	0.00	0.00	0.00	0.00	0.00
211 EMPLOYER CONTRIBUTION	0.00	0.00	0.00	0.00	0.00	0.00
212 EMPLOYER PD PERS PU 6.00%	1,243.37	1,253.78	1,352.04	1,379.28	1,379.28	1,379.28
213 PERS UAL	2,870.17	3,799.04	4,096.69	1,452.84	1,452.84	1,452.84
214 PERS BOND	0.00	0.00	0.00	2,726.38	2,726.38	2,726.38
216 OPSRP	1,662.03	1,755.37	1,892.86	1,273.54	1,273.54	1,273.54
220 FICA	1,283.43	1,336.07	1,723.86	1,758.58	1,758.58	1,758.58
231 WORKERS' COMPENSATION	109.55	109.17	180.27	183.90	183.90	183.90
232 UNEMPLOYMENT COMPENSATION	0.00	0.00	0.00	114.94	114.94	114.94
233 FAMILY & MEDICAL LEAVE INSURANCE	0.00	0.00	0.00	45.98	45.98	45.98
242 CLASSIFIED INSURANCE	12,627.85	20,022.85	20,640.00	20,640.00	20,640.00	20,640.00
247 DISTRICT PD TSA--CLASSIFI	0.00	0.00	0.00	0.00	0.00	0.00
410 SUPPLIES AND MATERIALS	409.52	281.69	600.00	600.00	600.00	600.00
430 LIBRARY BOOKS	693.58	196.14	800.00	800.00	800.00	800.00
2222 MEDIA / LIBRARY	41,623.08	49,650.89	53,819.80	53,963.48	53,963.48	53,963.48

CASCADE MIDDLE SCHOOL ACCOUNT NUMBER / TITLE	ACTUAL 2018-19	ACTUAL 2019-20	ADOPTED 2020-21	PROPOSED 2021-22	APPROVED 2021-22	ADOPTED 2021-22
FUNCTION 2410 OFFICE OF THE PRINCIPAL						
112 CLASSIFIED SALARIES	68,490.11	75,416.16	80,976.90	83,220.85	83,220.85	83,220.85
113 ADMINISTRATORS	193,718.94	178,962.71	195,751.26	199,666.02	199,666.02	199,666.02
121 SUBSTITUTES-LICENSED	0.00	64.74	0.00	0.00	0.00	0.00
122 SUBSTITUTES-CLASSIFIED	1,273.60	96.89	2,181.32	1,352.23	1,352.23	1,352.23
131 EXTRA DUTY	3,256.70	32.37	0.00	0.00	0.00	0.00
190 TRAVEL STIPEND	4,200.00	4,200.00	4,284.00	4,284.00	4,284.00	4,284.00
211 EMPLOYER CONTRIBUTION	3,351.50	100.91	447.86	144.39	144.39	144.39
212 EMPLOYER PD PERS PU 6.00%	15,672.71	15,522.58	17,436.73	17,826.02	17,826.02	17,826.02
213 PERS UAL	36,177.83	47,033.09	52,833.29	18,775.40	18,775.40	18,775.40
214 PERS BOND	0.00	0.00	0.00	35,261.85	35,261.85	35,261.85
216 OPSRP	18,935.78	21,670.21	24,275.82	16,354.02	16,354.02	16,354.02
220 FICA	20,027.75	19,011.30	22,231.83	22,806.42	22,806.42	22,806.42
231 WORKERS' COMPENSATION	1,325.02	1,237.82	2,324.90	2,384.98	2,384.98	2,384.98
232 UNEMPLOYMENT COMPENSATION	0.00	0.00	0.00	1,490.62	1,490.62	1,490.62
233 FAMILY & MEDICAL LEAVE INSURANCE	0.00	0.00	0.00	596.25	596.25	596.25
241 LICENSED INSURANCE	0.00	0.00	0.00	0.00	0.00	0.00
242 CLASSIFIED INSURANCE	35,353.82	32,266.76	33,300.00	33,300.00	33,300.00	33,300.00
244 ADMIN/CONFID INSURANCE	37,545.42	36,841.18	40,123.20	39,080.61	39,080.61	39,080.61
245 DISTRICT PD TSA	9,600.00	9,600.00	9,600.00	9,600.00	9,600.00	9,600.00
246 DISTRICT PD TSA--LICENSED	0.00	0.00	0.00	0.00	0.00	0.00
247 DISTRICT PD TSA--CLASSIFI	497.88	9.90	0.00	0.00	0.00	0.00
322 REPAIRS & MAINTENANCE	0.00	0.00	500.00	500.00	500.00	500.00
332 NON-REIMBURSABLE STUDENT	158.41	0.00	0.00	0.00	0.00	0.00
342 TRAVEL, OUT OF DISTRICT	0.00	0.00	0.00	0.00	0.00	0.00
389 NON INSTRUCTION PROF/TECH	0.00	60.72	0.00	0.00	0.00	0.00
410 SUPPLIES AND MATERIALS	556.26	243.93	1,200.00	1,200.00	1,200.00	1,200.00
460 NON-CONSUMABLE ITEMS	0.00	53.79	300.00	300.00	300.00	300.00
2410 OFFICE OF THE PRINCIPAL	450,141.73	442,425.06	487,767.10	488,143.65	488,143.65	488,143.65

CASCADE MIDDLE SCHOOL ACCOUNT NUMBER / TITLE	ACTUAL 2018-19	ACTUAL 2019-20	ADOPTED 2020-21	PROPOSED 2021-22	APPROVED 2021-22	ADOPTED 2021-22
FUNCTION 2542 MAINTENANCE OF PLANT						
112 CLASSIFIED SALARIES	94,185.32	90,664.92	79,438.40	83,399.84	83,399.84	83,399.84
122 SUBSTITUTES-CLASSIFIED	6,279.35	4,042.77	9,805.70	6,667.03	6,667.03	6,667.03
131 EXTRA DUTY	206.51	777.44	0.00	0.00	0.00	0.00
211 EMPLOYER CONTRIBUTION	37.14	210.80	5,571.52	3,515.47	3,515.47	3,515.47
212 EMPLOYER PD PERS PU 6.00%	5,698.49	4,066.23	4,766.30	5,101.48	5,101.48	5,101.48
213 PERS UAL	13,666.96	12,985.67	14,441.90	5,366.94	5,366.94	5,366.94
214 PERS BOND	0.00	0.00	0.00	10,210.83	10,210.83	10,210.83
216 OPSRP	7,890.63	5,872.16	3,429.73	2,395.42	2,395.42	2,395.42
220 FICA	7,392.83	7,081.80	6,077.04	6,890.12	6,890.12	6,890.12
231 WORKERS' COMPENSATION	2,206.95	1,314.82	635.51	720.53	720.53	720.53
232 UNEMPLOYMENT COMPENSATION	0.00	0.00	0.00	450.33	450.33	450.33
233 FAMILY & MEDICAL LEAVE INSURANCE	0.00	0.00	0.00	180.13	180.13	180.13
242 CLASSIFIED INSURANCE	34,510.95	24,599.60	20,868.00	20,868.00	20,868.00	20,868.00
247 DISTRICT PD TSA--CLASSIFI	0.00	0.00	0.00	0.00	0.00	0.00
322 REPAIRS & MAINTENANCE	50.97	0.00	0.00	600.00	600.00	600.00
410 SUPPLIES AND MATERIALS	6,772.91	9,365.24	6,500.00	6,500.00	6,500.00	6,500.00
460 NON-CONSUMABLE ITEMS	711.73	30.98	0.00	0.00	0.00	0.00
2542 MAINTENANCE OF PLANT	179,610.74	161,012.43	151,534.10	152,866.12	152,866.12	152,866.12

CASCADE MIDDLE SCHOOL ACCOUNT NUMBER / TITLE	ACTUAL 2018-19	ACTUAL 2019-20	ADOPTED 2020-21	PROPOSED 2021-22	APPROVED 2021-22	ADOPTED 2021-22
FUNCTION 2550 TRANSPORTATION						
331 REIMBURSABLE STUDENT TRAN	233.95	0.00	100.00	0.00	0.00	0.00
2550 TRANSPORTATION	233.95	0.00	100.00	0.00	0.00	0.00

*** This page intentionally left blank ***

Shasta Tab goes here

BACK OF TAB

SHASTA MIDDLE SCHOOL ACCOUNT NUMBER / TITLE	ACTUAL 2018-19	ACTUAL 2019-20	ADOPTED 2020-21	PROPOSED 2021-22	APPROVED 2021-22	ADOPTED 2021-22
FUNCTION 1121 MIDDLE / JUNIOR INSTRUCTION						
111 LICENSED SALARIES	933,549.45	835,001.63	889,919.70	922,936.81	922,936.81	922,936.81
112 CLASSIFIED SALARIES	14,155.20	10,127.33	9,268.35	9,733.36	9,733.36	9,733.36
121 SUBSTITUTES-LICENSED	34,389.05	14,031.75	24,666.78	37,035.84	37,035.84	37,035.84
122 SUBSTITUTES-CLASSIFIED	2,195.09	586.43	1,193.60	2,330.61	2,330.61	2,330.61
131 EXTRA DUTY	2,992.82	601.10	0.00	0.00	0.00	0.00
211 EMPLOYER CONTRIBUTION	46,390.73	42,306.36	44,101.22	27,947.65	27,947.65	27,947.65
212 EMPLOYER PD PERS PU 6.00%	49,717.99	50,779.52	54,417.86	56,458.48	56,458.48	56,458.48
213 PERS UAL	115,858.64	155,221.43	167,116.66	60,296.82	60,296.82	60,296.82
214 PERS BOND	0.00	0.00	0.00	113,200.64	113,200.64	113,200.64
216 OPSRP	39,219.99	46,060.77	50,467.08	34,937.20	34,937.20	34,937.20
220 FICA	72,548.87	63,042.32	71,199.74	74,811.55	74,811.55	74,811.55
231 WORKERS' COMPENSATION	4,525.46	3,916.55	7,238.84	7,823.43	7,823.43	7,823.43
232 UNEMPLOYMENT COMPENSATION	0.00	0.00	0.00	4,889.64	4,889.64	4,889.64
233 FAMILY & MEDICAL LEAVE INSURANCE	0.00	0.00	0.00	1,955.86	1,955.86	1,955.86
241 LICENSED INSURANCE	242,155.56	230,036.06	235,397.75	240,105.70	240,105.70	240,105.70
242 CLASSIFIED INSURANCE	14.28	9.87	0.00	0.00	0.00	0.00
246 DISTRICT PD TSA--LICENSED	7,034.46	5,819.86	5,435.38	5,648.81	5,648.81	5,648.81
247 DISTRICT PD TSA--CLASSIFI	0.00	259.27	231.71	243.33	243.33	243.33
324 RENTALS	5,187.88	2,915.77	5,000.00	6,000.00	6,000.00	6,000.00
353 POSTAGE	1,618.86	1,153.70	3,000.00	3,000.00	3,000.00	3,000.00
410 SUPPLIES AND MATERIALS	3,042.32	1,052.95	1,000.00	3,000.00	3,000.00	3,000.00
420 TEXTBOOKS	0.00	0.00	0.00	0.00	0.00	0.00
460 NON-CONSUMABLE ITEMS	1,011.55	0.00	700.00	1,000.00	1,000.00	1,000.00
470 COMPUTER SOFTWARE	0.00	40.00	0.00	0.00	0.00	0.00
480 COMPUTER HARDWARE	0.00	0.00	1,000.00	3,000.00	3,000.00	3,000.00
1121 MIDDLE / JUNIOR INSTRUCTION	1,575,608.20	1,462,962.67	1,571,354.67	1,616,355.74	1,616,355.74	1,616,355.74

SHASTA MIDDLE SCHOOL ACCOUNT NUMBER / TITLE	ACTUAL 2018-19	ACTUAL 2019-20	ADOPTED 2020-21	PROPOSED 2021-22	APPROVED 2021-22	ADOPTED 2021-22
FUNCTION 1122 MIDDLE / JUNIOR EXTRACURRICULAR						
131 EXTRA DUTY	9,670.00	10,075.21	10,120.44	10,120.44	10,120.44	10,120.44
211 EMPLOYER CONTRIBUTION	805.09	841.68	878.56	548.70	548.70	548.70
212 EMPLOYER PD PERS PU 6.00%	580.23	591.16	607.23	607.23	607.23	607.23
213 PERS UAL	1,339.31	1,791.56	1,839.90	639.61	639.61	639.61
214 PERS BOND	0.00	0.00	0.00	1,200.28	1,200.28	1,200.28
216 OPSRP	291.84	317.31	317.27	209.25	209.25	209.25
220 FICA	718.23	730.86	774.21	774.21	774.21	774.21
231 WORKERS' COMPENSATION	44.01	44.53	80.96	80.96	80.96	80.96
232 UNEMPLOYMENT COMPENSATION	0.00	0.00	0.00	50.60	50.60	50.60
233 FAMILY & MEDICAL LEAVE INSURANCE	0.00	0.00	0.00	20.24	20.24	20.24
1122 MIDDLE / JUNIOR EXTRACURRICULAR	13,448.71	14,392.31	14,618.57	14,251.53	14,251.53	14,251.53

SHASTA MIDDLE SCHOOL ACCOUNT NUMBER / TITLE	ACTUAL 2018-19	ACTUAL 2019-20	ADOPTED 2020-21	PROPOSED 2021-22	APPROVED 2021-22	ADOPTED 2021-22
FUNCTION 2122 COUNSELING SERVICES						
111 LICENSED SALARIES	53,925.09	57,463.69	61,624.06	64,961.78	64,961.78	64,961.78
121 SUBSTITUTES-LICENSED	0.00	25.94	0.00	0.00	0.00	0.00
122 SUBSTITUTES-CLASSIFIED	0.00	0.00	0.00	0.00	0.00	0.00
131 EXTRA DUTY	453.29	0.00	0.00	0.00	0.00	0.00
211 EMPLOYER CONTRIBUTION	0.00	0.00	126.38	0.00	0.00	0.00
212 EMPLOYER PD PERS PU 6.00%	1,609.52	3,449.90	3,697.44	3,897.71	3,897.71	3,897.71
213 PERS UAL	3,715.25	10,453.10	11,203.25	4,105.58	4,105.58	4,105.58
214 PERS BOND	0.00	0.00	0.00	7,704.47	7,704.47	7,704.47
216 OPSRP	2,151.35	4,829.81	5,176.42	3,598.88	3,598.88	3,598.88
220 FICA	3,992.54	4,137.02	4,714.24	4,969.58	4,969.58	4,969.58
231 WORKERS' COMPENSATION	250.73	262.64	492.99	519.69	519.69	519.69
232 UNEMPLOYMENT COMPENSATION	0.00	0.00	0.00	324.81	324.81	324.81
233 FAMILY & MEDICAL LEAVE INSURANCE	0.00	0.00	0.00	129.92	129.92	129.92
241 LICENSED INSURANCE	16,986.90	17,924.88	18,283.32	18,648.99	18,648.99	18,648.99
246 DISTRICT PD TSA--LICENSED	1,078.58	1,437.12	0.00	0.00	0.00	0.00
410 SUPPLIES AND MATERIALS	0.00	0.00	500.00	500.00	500.00	500.00
2122 COUNSELING SERVICES	84,163.25	99,984.10	105,818.12	109,361.40	109,361.40	109,361.40

SHASTA MIDDLE SCHOOL ACCOUNT NUMBER / TITLE	ACTUAL 2018-19	ACTUAL 2019-20	ADOPTED 2020-21	PROPOSED 2021-22	APPROVED 2021-22	ADOPTED 2021-22
FUNCTION 2222 MEDIA / LIBRARY						
112 CLASSIFIED SALARIES	27,297.92	27,174.27	28,572.32	29,146.56	29,146.56	29,146.56
122 SUBSTITUTES-CLASSIFIED	0.00	3,114.88	6,339.91	0.00	0.00	0.00
131 EXTRA DUTY	565.76	0.00	0.00	0.00	0.00	0.00
211 EMPLOYER CONTRIBUTION	3,719.78	3,763.64	4,141.79	2,584.21	2,584.21	2,584.21
212 EMPLOYER PD PERS PU 6.00%	1,671.86	1,630.42	1,774.32	1,792.51	1,792.51	1,792.51
213 PERS UAL	3,859.17	5,490.61	5,805.51	1,888.11	1,888.11	1,888.11
214 PERS BOND	0.00	0.00	0.00	3,543.20	3,543.20	3,543.20
216 OPSRP	0.00	254.28	170.54	0.00	0.00	0.00
220 FICA	1,918.26	2,180.72	2,725.43	2,285.45	2,285.45	2,285.45
231 WORKERS' COMPENSATION	146.69	154.29	234.29	239.00	239.00	239.00
232 UNEMPLOYMENT COMPENSATION	0.00	0.00	0.00	149.38	149.38	149.38
233 FAMILY & MEDICAL LEAVE INSURANCE	0.00	0.00	0.00	59.75	59.75	59.75
242 CLASSIFIED INSURANCE	15,337.80	14,100.00	14,532.00	14,532.00	14,532.00	14,532.00
247 DISTRICT PD TSA--CLASSIFI	545.93	697.37	714.31	728.66	728.66	728.66
322 REPAIRS & MAINTENANCE	0.00	0.00	500.00	500.00	500.00	500.00
410 SUPPLIES AND MATERIALS	362.22	235.59	500.00	500.00	500.00	500.00
430 LIBRARY BOOKS	474.61	198.81	500.00	1,500.00	1,500.00	1,500.00
440 PERIODICALS	470.40	65.00	500.00	500.00	500.00	500.00
460 NON-CONSUMABLE ITEMS	0.00	0.00	500.00	500.00	500.00	500.00
470 COMPUTER SOFTWARE	0.00	0.00	600.00	1,000.00	1,000.00	1,000.00
640 DUES & FEES	0.00	0.00	0.00	0.00	0.00	0.00
2222 MEDIA / LIBRARY	56,370.40	59,059.88	68,110.41	61,448.84	61,448.84	61,448.84

SHASTA MIDDLE SCHOOL ACCOUNT NUMBER / TITLE	ACTUAL 2018-19	ACTUAL 2019-20	ADOPTED 2020-21	PROPOSED 2021-22	APPROVED 2021-22	ADOPTED 2021-22
FUNCTION 2410 OFFICE OF THE PRINCIPAL						
112 CLASSIFIED SALARIES	97,743.75	107,109.54	101,442.27	104,254.38	104,254.38	104,254.38
113 ADMINISTRATORS	213,379.56	217,691.40	232,994.05	237,653.88	237,653.88	237,653.88
122 SUBSTITUTES-CLASSIFIED	1,061.29	3,353.35	1,817.69	1,126.81	1,126.81	1,126.81
131 EXTRA DUTY	246.48	45.62	0.00	0.00	0.00	0.00
190 TRAVEL STIPEND	4,200.00	4,200.00	4,284.00	4,284.00	4,284.00	4,284.00
211 EMPLOYER CONTRIBUTION	25,041.45	26,320.80	28,772.48	18,255.42	18,255.42	18,255.42
212 EMPLOYER PD PERS PU 6.00%	18,924.09	19,089.27	21,012.98	21,480.07	21,480.07	21,480.07
213 PERS UAL	43,683.27	57,840.54	63,669.32	22,624.55	22,624.55	22,624.55
214 PERS BOND	0.00	0.00	0.00	42,480.39	42,480.39	42,480.39
216 OPSRP	10,251.63	10,761.53	12,028.98	8,130.63	8,130.63	8,130.63
220 FICA	23,333.73	24,295.24	26,791.54	27,452.28	27,452.28	27,452.28
231 WORKERS' COMPENSATION	1,574.18	1,606.69	2,801.73	2,870.83	2,870.83	2,870.83
232 UNEMPLOYMENT COMPENSATION	0.00	0.00	0.00	1,794.27	1,794.27	1,794.27
233 FAMILY & MEDICAL LEAVE INSURANCE	0.00	0.00	0.00	717.71	717.71	717.71
242 CLASSIFIED INSURANCE	31,499.04	36,486.19	33,528.00	33,528.00	33,528.00	33,528.00
244 ADMIN/CONFID INSURANCE	38,145.42	39,006.17	40,123.20	39,080.61	39,080.61	39,080.61
245 DISTRICT PD TSA	9,600.00	9,600.00	9,600.00	9,600.00	9,600.00	9,600.00
247 DISTRICT PD TSA--CLASSIFI	1,468.40	1,870.31	1,895.94	1,934.29	1,934.29	1,934.29
318 PROF & IMP COSTS NON-INST	0.00	0.00	0.00	0.00	0.00	0.00
342 TRAVEL, OUT OF DISTRICT	0.00	0.00	0.00	0.00	0.00	0.00
353 POSTAGE	245.00	0.00	0.00	0.00	0.00	0.00
389 NON INSTRUCTION PROF/TECH	0.00	0.00	0.00	0.00	0.00	0.00
410 SUPPLIES AND MATERIALS	0.00	75.00	500.00	500.00	500.00	500.00
460 NON-CONSUMABLE ITEMS	0.00	448.98	0.00	0.00	0.00	0.00
2410 OFFICE OF THE PRINCIPAL	520,397.29	559,800.63	581,262.17	577,768.12	577,768.12	577,768.12

SHASTA MIDDLE SCHOOL ACCOUNT NUMBER / TITLE	ACTUAL 2018-19	ACTUAL 2019-20	ADOPTED 2020-21	PROPOSED 2021-22	APPROVED 2021-22	ADOPTED 2021-22
FUNCTION 2542 MAINTENANCE OF PLANT						
112 CLASSIFIED SALARIES	101,042.41	100,175.85	89,415.36	91,134.08	91,134.08	91,134.08
122 SUBSTITUTES-CLASSIFIED	10,438.08	2,019.78	16,800.55	11,082.51	11,082.51	11,082.51
131 EXTRA DUTY	84.29	794.22	0.00	0.00	0.00	0.00
211 EMPLOYER CONTRIBUTION	2,503.89	88.80	101.02	15.05	15.05	15.05
212 EMPLOYER PD PERS PU 6.00%	6,056.28	5,744.00	5,364.92	5,630.09	5,630.09	5,630.09
213 PERS UAL	15,303.65	17,707.46	16,255.71	5,919.37	5,919.37	5,919.37
214 PERS BOND	0.00	0.00	0.00	11,339.78	11,339.78	11,339.78
216 OPSRP	7,357.55	8,127.81	7,510.89	5,083.39	5,083.39	5,083.39
220 FICA	8,314.87	7,521.78	6,840.28	7,819.57	7,819.57	7,819.57
231 WORKERS' COMPENSATION	3,531.92	2,944.27	715.32	817.73	817.73	817.73
232 UNEMPLOYMENT COMPENSATION	0.00	0.00	0.00	511.08	511.08	511.08
233 FAMILY & MEDICAL LEAVE INSURANCE	0.00	0.00	0.00	204.43	204.43	204.43
242 CLASSIFIED INSURANCE	33,236.49	28,228.33	26,976.00	26,976.00	26,976.00	26,976.00
247 DISTRICT PD TSA--CLASSIFI	0.00	0.00	0.00	0.00	0.00	0.00
322 REPAIRS & MAINTENANCE	0.00	18.28	0.00	2,444.00	2,444.00	2,444.00
410 SUPPLIES AND MATERIALS	6,810.16	6,842.55	5,000.00	5,000.00	5,000.00	5,000.00
460 NON-CONSUMABLE ITEMS	0.00	604.73	0.00	0.00	0.00	0.00
2542 MAINTENANCE OF PLANT	194,679.59	180,817.86	174,980.05	173,977.09	173,977.09	173,977.09

SHASTA MIDDLE SCHOOL ACCOUNT NUMBER / TITLE	ACTUAL 2018-19	ACTUAL 2019-20	ADOPTED 2020-21	PROPOSED 2021-22	APPROVED 2021-22	ADOPTED 2021-22
FUNCTION 2550 TRANSPORTATION						
331 REIMBURSABLE STUDENT TRAN	0.00	353.71	0.00	0.00	0.00	0.00
2550 TRANSPORTATION	0.00	353.71	0.00	0.00	0.00	0.00

*** This page intentionally left blank ***

Willamette HS Tab goes here

BACK OF TAB

WILLAMETTE HIGH SCHOOL ACCOUNT NUMBER / TITLE	ACTUAL 2018-19	ACTUAL 2019-20	ADOPTED 2020-21	PROPOSED 2021-22	APPROVED 2021-22	ADOPTED 2021-22
FUNCTION 1131 HIGH SCHOOL INSTRUCTION						
111 LICENSED SALARIES	3,206,750.96	3,387,868.83	3,625,784.45	3,762,348.00	3,762,348.00	3,762,348.00
112 CLASSIFIED SALARIES	94,256.99	90,947.01	98,330.51	102,048.31	102,048.31	102,048.31
121 SUBSTITUTES-LICENSED	103,763.32	62,285.34	105,543.68	111,749.55	111,749.55	111,749.55
122 SUBSTITUTES-CLASSIFIED	5,791.33	1,310.36	2,667.06	6,148.88	6,148.88	6,148.88
131 EXTRA DUTY	43,004.62	19,680.03	14,133.12	14,133.12	14,133.12	14,133.12
211 EMPLOYER CONTRIBUTION	177,540.16	195,578.69	228,484.89	145,018.49	145,018.49	145,018.49
212 EMPLOYER PD PERS PU 6.00%	192,606.57	202,155.26	226,499.24	234,860.45	234,860.45	234,860.45
213 PERS UAL	451,746.67	628,755.16	695,671.44	249,883.21	249,883.21	249,883.21
214 PERS BOND	0.00	0.00	0.00	469,054.90	469,054.90	469,054.90
216 OPSRP	154,932.23	171,895.67	182,851.37	126,116.11	126,116.11	126,116.11
220 FICA	250,393.38	258,228.77	296,382.63	307,925.93	307,925.93	307,925.93
231 WORKERS' COMPENSATION	15,861.56	16,230.50	30,128.58	32,201.40	32,201.40	32,201.40
232 UNEMPLOYMENT COMPENSATION	0.00	0.00	0.00	20,125.88	20,125.88	20,125.88
233 FAMILY & MEDICAL LEAVE INSURANCE	0.00	0.00	0.00	8,050.35	8,050.35	8,050.35
241 LICENSED INSURANCE	894,210.60	955,777.32	947,059.11	966,000.30	966,000.30	966,000.30
242 CLASSIFIED INSURANCE	55,511.25	43,523.86	49,279.76	49,279.76	49,279.76	49,279.76
246 DISTRICT PD TSA--LICENSED	25,719.95	30,353.53	27,453.76	28,370.10	28,370.10	28,370.10
247 DISTRICT PD TSA--CLASSIFI	437.60	359.02	370.15	377.64	377.64	377.64
248 DISTRICT PD TSA--SUPV/CON	279.65	0.00	0.00	0.00	0.00	0.00
270 RETIREE INSURANCE	0.00	0.00	0.00	0.00	0.00	0.00
311 INSTRUCTION SERVICES	24,607.00	27,291.13	27,291.00	24,369.87	24,369.87	24,369.87
312 INST PROGRAM IMP SERVICES	3,308.00	0.00	0.00	0.00	0.00	0.00
321 CLEANING SERVICES	0.00	0.00	250.00	250.00	250.00	250.00
322 REPAIRS & MAINTENANCE	2,011.37	3,543.49	1,700.00	1,700.00	1,700.00	1,700.00
324 RENTALS	13,141.01	11,619.36	13,000.00	15,972.00	15,972.00	15,972.00
341 TRAVEL, LOCAL IN DISTRICT	0.00	0.00	0.00	0.00	0.00	0.00
342 TRAVEL, OUT OF DISTRICT	3,336.55	2,554.11	3,000.00	3,000.00	3,000.00	3,000.00
353 POSTAGE	8,476.38	8,274.75	6,000.00	6,000.00	6,000.00	6,000.00
389 NON INSTRUCTION PROF/TECH	300.00	2,043.50	7,000.00	7,000.00	7,000.00	7,000.00
410 SUPPLIES AND MATERIALS	34,218.66	28,947.10	90,800.00	96,350.00	96,350.00	96,350.00
411 COPIER SUPPLIES	7,230.96	6,336.00	5,000.00	5,000.00	5,000.00	5,000.00
420 TEXTBOOKS	0.00	721.09	0.00	0.00	0.00	0.00
460 NON-CONSUMABLE ITEMS	9,082.67	5,278.31	0.00	0.00	0.00	0.00

WILLAMETTE HIGH SCHOOL ACCOUNT NUMBER / TITLE	ACTUAL 2018-19	ACTUAL 2019-20	ADOPTED 2020-21	PROPOSED 2021-22	APPROVED 2021-22	ADOPTED 2021-22
FUNCTION 1131 HIGH SCHOOL INSTRUCTION						
470 COMPUTER SOFTWARE	99.00	2,708.69	0.00	0.00	0.00	0.00
480 COMPUTER HARDWARE	798.98	531.09	10,000.00	10,000.00	10,000.00	10,000.00
640 DUES & FEES	16,570.17	16,047.00	4,500.00	4,500.00	4,500.00	4,500.00
1131 HIGH SCHOOL INSTRUCTION	5,795,987.59	6,180,844.97	6,699,180.73	6,807,834.25	6,807,834.25	6,807,834.25

WILLAMETTE HIGH SCHOOL ACCOUNT NUMBER / TITLE	ACTUAL 2018-19	ACTUAL 2019-20	ADOPTED 2020-21	PROPOSED 2021-22	APPROVED 2021-22	ADOPTED 2021-22
FUNCTION 1132 HIGH SCHOOL EXTRACURRICULAR						
111 LICENSED SALARIES	117,570.02	59,013.00	63,873.00	67,333.00	67,333.00	67,333.00
112 CLASSIFIED SALARIES	7,436.17	7,381.42	7,903.35	8,062.60	8,062.60	8,062.60
113 ADMINISTRATORS	0.00	92,482.00	100,064.04	102,065.28	102,065.28	102,065.28
121 SUBSTITUTES-LICENSED	90.04	126.60	247.40	96.97	96.97	96.97
122 SUBSTITUTES-CLASSIFIED	1,086.15	141.30	287.60	1,153.21	1,153.21	1,153.21
131 EXTRA DUTY	321,273.13	308,044.16	309,212.72	309,212.72	309,212.72	309,212.72
190 TRAVEL STIPEND	1,000.00	0.00	0.00	0.00	0.00	0.00
211 EMPLOYER CONTRIBUTION	6,360.32	7,181.44	20,886.01	13,227.61	13,227.61	13,227.61
212 EMPLOYER PD PERS PU 6.00%	14,720.40	13,481.61	18,645.12	18,997.72	18,997.72	18,997.72
213 PERS UAL	40,419.18	51,899.09	56,535.72	20,011.96	20,011.96	20,011.96
214 PERS BOND	0.00	0.00	0.00	37,578.18	37,578.18	37,578.18
216 OPSRP	19,584.02	19,624.59	13,454.79	9,060.38	9,060.38	9,060.38
220 FICA	33,462.69	34,798.41	37,223.81	37,708.79	37,708.79	37,708.79
231 WORKERS' COMPENSATION	2,241.03	2,190.43	3,888.41	3,943.40	3,943.40	3,943.40
232 UNEMPLOYMENT COMPENSATION	0.00	0.00	0.00	2,464.63	2,464.63	2,464.63
233 FAMILY & MEDICAL LEAVE INSURANCE	0.00	0.00	0.00	985.85	985.85	985.85
241 LICENSED INSURANCE	34,007.08	28,776.12	18,283.32	18,648.99	18,648.99	18,648.99
242 CLASSIFIED INSURANCE	4.48	1,726.75	0.00	0.00	0.00	0.00
244 ADMIN/CONFID INSURANCE	0.00	19,204.33	20,061.60	19,540.30	19,540.30	19,540.30
246 DISTRICT PD TSA--LICENSED	2,220.00	670.68	0.00	0.00	0.00	0.00
247 DISTRICT PD TSA--CLASSIFI	148.76	189.83	197.58	201.57	201.57	201.57
311 INSTRUCTION SERVICES	123.69	0.00	0.00	0.00	0.00	0.00
319 OTHER INST, PROF & TECH	0.00	0.00	0.00	0.00	0.00	0.00
342 TRAVEL, OUT OF DISTRICT	0.00	0.00	0.00	0.00	0.00	0.00
389 NON INSTRUCTION PROF/TECH	3,175.42	0.00	0.00	0.00	0.00	0.00
410 SUPPLIES AND MATERIALS	11,644.86	1,918.08	11,000.00	11,000.00	11,000.00	11,000.00
460 NON-CONSUMABLE ITEMS	0.00	0.00	0.00	0.00	0.00	0.00
640 DUES & FEES	403.00	474.00	400.00	400.00	400.00	400.00
1132 HIGH SCHOOL EXTRACURRICULAR	616,970.44	649,323.84	682,164.47	681,693.15	681,693.15	681,693.15

WILLAMETTE HIGH SCHOOL ACCOUNT NUMBER / TITLE	ACTUAL 2018-19	ACTUAL 2019-20	ADOPTED 2020-21	PROPOSED 2021-22	APPROVED 2021-22	ADOPTED 2021-22
FUNCTION 1292 TEEN PARENT PROGRAMS						
111 LICENSED SALARIES	0.00	0.00	0.00	0.00	0.00	0.00
112 CLASSIFIED SALARIES	15,560.09	15,487.78	16,355.43	16,683.03	16,683.03	16,683.03
121 SUBSTITUTES-LICENSED	0.00	0.00	0.00	0.00	0.00	0.00
122 SUBSTITUTES-CLASSIFIED	0.00	0.00	0.00	0.00	0.00	0.00
131 EXTRA DUTY	345.78	0.00	0.00	0.00	0.00	0.00
211 EMPLOYER CONTRIBUTION	0.00	0.00	0.00	0.00	0.00	0.00
212 EMPLOYER PD PERS PU 6.00%	954.32	929.27	1,057.32	1,000.98	1,000.98	1,000.98
213 PERS UAL	2,202.93	2,815.64	2,973.42	1,054.37	1,054.37	1,054.37
214 PERS BOND	0.00	0.00	0.00	1,978.61	1,978.61	1,978.61
216 OPSRP	1,275.66	1,300.96	1,373.86	924.24	924.24	924.24
220 FICA	1,216.82	1,184.82	1,251.19	1,276.25	1,276.25	1,276.25
231 WORKERS' COMPENSATION	81.99	79.89	130.84	133.46	133.46	133.46
232 UNEMPLOYMENT COMPENSATION	0.00	0.00	0.00	83.42	83.42	83.42
233 FAMILY & MEDICAL LEAVE INSURANCE	0.00	0.00	0.00	33.37	33.37	33.37
241 LICENSED INSURANCE	0.00	0.00	0.00	0.00	0.00	0.00
242 CLASSIFIED INSURANCE	0.00	0.00	0.00	0.00	0.00	0.00
246 DISTRICT PD TSA--LICENSED	0.00	0.00	0.00	0.00	0.00	0.00
247 DISTRICT PD TSA--CLASSIFI	0.00	0.00	0.00	0.00	0.00	0.00
1292 TEEN PARENT PROGRAMS	21,637.59	21,798.36	23,142.05	23,167.72	23,167.72	23,167.72

WILLAMETTE HIGH SCHOOL ACCOUNT NUMBER / TITLE	ACTUAL 2018-19	ACTUAL 2019-20	ADOPTED 2020-21	PROPOSED 2021-22	APPROVED 2021-22	ADOPTED 2021-22
FUNCTION 2115 STUDENT SAFETY						
112 CLASSIFIED SALARIES	43,776.60	43,977.88	47,053.37	48,029.80	48,029.80	48,029.80
121 SUBSTITUTES-LICENSED	0.00	0.00	0.00	0.00	0.00	0.00
122 SUBSTITUTES-CLASSIFIED	0.00	0.00	0.00	0.00	0.00	0.00
131 EXTRA DUTY	1,744.54	873.52	0.00	0.00	0.00	0.00
211 EMPLOYER CONTRIBUTION	0.00	0.00	0.00	0.00	0.00	0.00
212 EMPLOYER PD PERS PU 6.00%	2,731.29	2,690.62	2,823.20	2,881.79	2,881.79	2,881.79
213 PERS UAL	6,304.70	8,152.57	8,554.30	3,035.48	3,035.48	3,035.48
214 PERS BOND	0.00	0.00	0.00	5,696.33	5,696.33	5,696.33
216 OPSRP	3,650.83	3,766.93	3,952.48	2,660.85	2,660.85	2,660.85
220 FICA	3,260.26	3,206.74	3,599.58	3,674.28	3,674.28	3,674.28
231 WORKERS' COMPENSATION	234.89	226.26	376.43	384.24	384.24	384.24
232 UNEMPLOYMENT COMPENSATION	0.00	0.00	0.00	240.15	240.15	240.15
233 FAMILY & MEDICAL LEAVE INSURANCE	0.00	0.00	0.00	96.06	96.06	96.06
242 CLASSIFIED INSURANCE	26,976.00	26,088.23	26,976.00	26,976.00	26,976.00	26,976.00
247 DISTRICT PD TSA--CLASSIFI	0.00	0.00	0.00	0.00	0.00	0.00
2115 STUDENT SAFETY	88,679.11	88,982.75	93,335.37	93,674.98	93,674.98	93,674.98

WILLAMETTE HIGH SCHOOL ACCOUNT NUMBER / TITLE	ACTUAL 2018-19	ACTUAL 2019-20	ADOPTED 2020-21	PROPOSED 2021-22	APPROVED 2021-22	ADOPTED 2021-22
FUNCTION 2122 COUNSELING SERVICES						
111 LICENSED SALARIES	214,332.47	265,699.30	277,631.95	289,808.26	289,808.26	289,808.26
112 CLASSIFIED SALARIES	136,905.15	149,782.65	157,370.14	161,635.11	161,635.11	161,635.11
121 SUBSTITUTES-LICENSED	0.00	0.00	0.00	0.00	0.00	0.00
122 SUBSTITUTES-CLASSIFIED	259.58	0.00	444.59	275.61	275.61	275.61
124 TEMPORARY-CLASSIFIED	0.00	0.00	0.00	0.00	0.00	0.00
131 EXTRA DUTY	7,476.98	916.53	0.00	0.00	0.00	0.00
211 EMPLOYER CONTRIBUTION	17,579.41	28,013.14	17,285.26	11,148.13	11,148.13	11,148.13
212 EMPLOYER PD PERS PU 6.00%	19,570.75	23,784.11	26,284.75	27,280.55	27,280.55	27,280.55
213 PERS UAL	45,180.87	72,065.92	79,642.80	28,735.24	28,735.24	28,735.24
214 PERS BOND	0.00	0.00	0.00	53,929.80	53,929.80	53,929.80
216 OPSRP	15,601.70	16,307.89	26,408.21	18,046.46	18,046.46	18,046.46
220 FICA	26,403.50	30,253.90	33,513.06	34,798.64	34,798.64	34,798.64
231 WORKERS' COMPENSATION	1,727.51	1,961.58	3,504.63	3,639.07	3,639.07	3,639.07
232 UNEMPLOYMENT COMPENSATION	0.00	0.00	0.00	2,274.42	2,274.42	2,274.42
233 FAMILY & MEDICAL LEAVE INSURANCE	0.00	0.00	0.00	909.77	909.77	909.77
241 LICENSED INSURANCE	60,978.26	70,205.78	73,133.28	74,595.95	74,595.95	74,595.95
242 CLASSIFIED INSURANCE	64,587.94	70,145.05	73,143.00	73,143.00	73,143.00	73,143.00
246 DISTRICT PD TSA--LICENSED	0.00	2,518.00	2,876.35	2,960.62	2,960.62	2,960.62
247 DISTRICT PD TSA--CLASSIFI	152.30	194.78	200.76	204.65	204.65	204.65
410 SUPPLIES AND MATERIALS	0.00	0.00	750.00	750.00	750.00	750.00
470 COMPUTER SOFTWARE	3,150.00	3,500.00	3,300.00	3,300.00	3,300.00	3,300.00
480 COMPUTER HARDWARE	129.99	0.00	0.00	0.00	0.00	0.00
2122 COUNSELING SERVICES	614,036.41	735,348.63	775,488.77	787,435.27	787,435.27	787,435.27

WILLAMETTE HIGH SCHOOL ACCOUNT NUMBER / TITLE	ACTUAL 2018-19	ACTUAL 2019-20	ADOPTED 2020-21	PROPOSED 2021-22	APPROVED 2021-22	ADOPTED 2021-22
FUNCTION 2222 MEDIA / LIBRARY						
111 LICENSED SALARIES	0.00	0.00	0.00	0.00	0.00	0.00
112 CLASSIFIED SALARIES	49,678.20	50,540.00	53,573.10	54,649.80	54,649.80	54,649.80
121 SUBSTITUTES-LICENSED	0.00	0.00	0.00	0.00	0.00	0.00
122 SUBSTITUTES-CLASSIFIED	0.00	0.00	0.00	0.00	0.00	0.00
131 EXTRA DUTY	866.58	230.02	0.00	0.00	0.00	0.00
211 EMPLOYER CONTRIBUTION	0.00	0.00	0.00	0.00	0.00	0.00
212 EMPLOYER PD PERS PU 6.00%	3,032.65	3,046.20	3,214.39	3,278.99	3,278.99	3,278.99
213 PERS UAL	7,000.45	9,230.02	9,739.59	3,453.87	3,453.87	3,453.87
214 PERS BOND	0.00	0.00	0.00	6,481.47	6,481.47	6,481.47
216 OPSRP	4,053.65	4,264.64	4,500.14	3,027.60	3,027.60	3,027.60
220 FICA	3,639.76	3,654.42	4,098.34	4,180.71	4,180.71	4,180.71
231 WORKERS' COMPENSATION	268.97	264.29	428.58	437.20	437.20	437.20
232 UNEMPLOYMENT COMPENSATION	0.00	0.00	0.00	273.25	273.25	273.25
233 FAMILY & MEDICAL LEAVE INSURANCE	0.00	0.00	0.00	109.30	109.30	109.30
242 CLASSIFIED INSURANCE	15,352.08	12,948.28	20,640.00	20,640.00	20,640.00	20,640.00
247 DISTRICT PD TSA--CLASSIFI	463.68	0.00	0.00	0.00	0.00	0.00
410 SUPPLIES AND MATERIALS	1,912.31	1,786.95	3,000.00	3,000.00	3,000.00	3,000.00
420 TEXTBOOKS	0.00	0.00	0.00	0.00	0.00	0.00
430 LIBRARY BOOKS	3,448.26	3,212.18	3,500.00	3,500.00	3,500.00	3,500.00
440 PERIODICALS	0.00	0.00	0.00	0.00	0.00	0.00
460 NON-CONSUMABLE ITEMS	497.67	812.01	0.00	0.00	0.00	0.00
2222 MEDIA / LIBRARY	90,214.26	89,989.01	102,694.14	103,032.18	103,032.18	103,032.18

WILLAMETTE HIGH SCHOOL ACCOUNT NUMBER / TITLE	ACTUAL 2018-19	ACTUAL 2019-20	ADOPTED 2020-21	PROPOSED 2021-22	APPROVED 2021-22	ADOPTED 2021-22
FUNCTION 2410 OFFICE OF THE PRINCIPAL						
112 CLASSIFIED SALARIES	162,500.99	186,502.57	198,916.62	204,341.83	204,341.83	204,341.83
113 ADMINISTRATORS	439,065.21	395,921.14	428,372.51	436,939.44	436,939.44	436,939.44
122 SUBSTITUTES-CLASSIFIED	115.60	243.22	197.99	122.74	122.74	122.74
131 EXTRA DUTY	10,538.74	7,184.71	0.00	0.00	0.00	0.00
190 TRAVEL STIPEND	8,400.00	8,400.00	8,568.00	8,568.00	8,568.00	8,568.00
211 EMPLOYER CONTRIBUTION	35,407.75	3.57	9,123.88	5,671.33	5,671.33	5,671.33
212 EMPLOYER PD PERS PU 6.00%	35,943.99	34,075.36	39,362.86	40,205.38	40,205.38	40,205.38
213 PERS UAL	82,990.87	103,252.99	119,269.47	42,349.55	42,349.55	42,349.55
214 PERS BOND	0.00	0.00	0.00	79,474.98	79,474.98	79,474.98
216 OPSRP	26,775.61	47,705.61	49,769.53	33,489.53	33,489.53	33,489.53
220 FICA	46,232.25	43,828.02	50,187.65	51,268.97	51,268.97	51,268.97
231 WORKERS' COMPENSATION	3,218.03	2,434.05	5,248.38	5,361.46	5,361.46	5,361.46
232 UNEMPLOYMENT COMPENSATION	0.00	0.00	0.00	3,350.91	3,350.91	3,350.91
233 FAMILY & MEDICAL LEAVE INSURANCE	0.00	0.00	0.00	1,340.37	1,340.37	1,340.37
241 LICENSED INSURANCE	0.00	1,033.00	0.00	0.00	0.00	0.00
242 CLASSIFIED INSURANCE	79,811.12	91,314.19	94,272.00	94,272.00	94,272.00	94,272.00
244 ADMIN/CONFID INSURANCE	76,290.84	75,739.66	80,246.40	78,161.21	78,161.21	78,161.21
245 DISTRICT PD TSA	19,200.00	12,315.79	19,200.00	19,200.00	19,200.00	19,200.00
247 DISTRICT PD TSA--CLASSIFI	1,298.65	1,883.19	990.56	1,010.55	1,010.55	1,010.55
318 PROF & IMP COSTS NON-INST	0.00	1,295.00	0.00	0.00	0.00	0.00
322 REPAIRS & MAINTENANCE	141.66	560.02	0.00	0.00	0.00	0.00
324 RENTALS	3,732.49	1,431.73	3,500.00	3,500.00	3,500.00	3,500.00
341 TRAVEL, LOCAL IN DISTRICT	300.00	0.00	0.00	0.00	0.00	0.00
342 TRAVEL, OUT OF DISTRICT	1,898.73	1,326.86	6,000.00	6,000.00	6,000.00	6,000.00
353 POSTAGE	370.25	35.70	0.00	0.00	0.00	0.00
359 OTHER COMMUNICATION SERV	2,298.76	2,512.00	0.00	0.00	0.00	0.00
410 SUPPLIES AND MATERIALS	6,432.90	3,093.75	20,000.00	20,000.00	20,000.00	20,000.00
411 COPIER SUPPLIES	5,307.06	4,122.72	0.00	0.00	0.00	0.00
460 NON-CONSUMABLE ITEMS	1,361.87	640.21	15,000.00	15,000.00	15,000.00	15,000.00
470 COMPUTER SOFTWARE	1,445.00	1,295.00	2,000.00	2,000.00	2,000.00	2,000.00
480 COMPUTER HARDWARE	588.30	0.00	7,000.00	7,000.00	7,000.00	7,000.00
640 DUES & FEES	950.00	1,329.00	2,500.00	2,500.00	2,500.00	2,500.00
2410 OFFICE OF THE PRINCIPAL	1,052,616.67	1,029,479.06	1,159,725.84	1,161,128.25	1,161,128.25	1,161,128.25

WILLAMETTE HIGH SCHOOL ACCOUNT NUMBER / TITLE	ACTUAL 2018-19	ACTUAL 2019-20	ADOPTED 2020-21	PROPOSED 2021-22	APPROVED 2021-22	ADOPTED 2021-22
FUNCTION 2542 MAINTENANCE OF PLANT						
112 CLASSIFIED SALARIES	240,248.77	212,497.44	226,763.62	232,449.02	232,449.02	232,449.02
114 CONFIDENTIAL/SUPERVISORY	59,368.82	59,665.32	61,985.40	63,224.70	63,224.70	63,224.70
122 SUBSTITUTES-CLASSIFIED	29,400.43	28,141.97	30,365.48	31,215.57	31,215.57	31,215.57
124 TEMPORARY-CLASSIFIED	615.50	0.00	0.00	0.00	0.00	0.00
131 EXTRA DUTY	1,377.07	1,730.97	0.00	0.00	0.00	0.00
211 EMPLOYER CONTRIBUTION	27,511.32	29,633.93	31,182.97	19,690.44	19,690.44	19,690.44
212 EMPLOYER PD PERS PU 6.00%	18,126.97	16,555.05	17,504.94	18,376.86	18,376.86	18,376.86
213 PERS UAL	43,943.31	53,126.91	53,039.97	19,325.98	19,325.98	19,325.98
214 PERS BOND	0.00	0.00	0.00	36,919.12	36,919.12	36,919.12
216 OPSRP	8,918.35	6,574.17	5,789.64	4,060.05	4,060.05	4,060.05
220 FICA	24,514.33	22,487.71	22,318.80	25,236.53	25,236.53	25,236.53
231 WORKERS' COMPENSATION	10,018.82	8,237.47	2,333.99	2,639.11	2,639.11	2,639.11
232 UNEMPLOYMENT COMPENSATION	0.00	0.00	0.00	1,649.45	1,649.45	1,649.45
233 FAMILY & MEDICAL LEAVE INSURANCE	0.00	0.00	0.00	659.78	659.78	659.78
242 CLASSIFIED INSURANCE	92,280.08	46,934.23	46,200.00	46,200.00	46,200.00	46,200.00
244 ADMIN/CONFID INSURANCE	18,664.62	19,101.02	20,061.60	19,540.30	19,540.30	19,540.30
247 DISTRICT PD TSA--CLASSIFI	747.46	0.00	0.00	0.00	0.00	0.00
248 DISTRICT PD TSA--SUPV/CON	3,000.00	3,000.00	3,000.00	3,000.00	3,000.00	3,000.00
322 REPAIRS & MAINTENANCE	441.37	410.31	0.00	0.00	0.00	0.00
410 SUPPLIES AND MATERIALS	28,347.49	27,869.64	25,000.00	25,000.00	25,000.00	25,000.00
460 NON-CONSUMABLE ITEMS	2,185.04	0.00	0.00	0.00	0.00	0.00
640 DUES & FEES	179.00	0.00	0.00	0.00	0.00	0.00
2542 MAINTENANCE OF PLANT	609,888.75	535,966.14	545,546.42	549,186.91	549,186.91	549,186.91

WILLAMETTE HIGH SCHOOL ACCOUNT NUMBER / TITLE	ACTUAL 2018-19	ACTUAL 2019-20	ADOPTED 2020-21	PROPOSED 2021-22	APPROVED 2021-22	ADOPTED 2021-22
FUNCTION 2550 TRANSPORTATION						
331 REIMBURSABLE STUDENT TRAN	2,044.90	617.96	4,200.00	4,200.00	4,200.00	4,200.00
332 NON-REIMBURSABLE STUDENT	26,797.40	17,143.76	700.00	700.00	700.00	700.00
2550 TRANSPORTATION	28,842.30	17,761.72	4,900.00	4,900.00	4,900.00	4,900.00

Kalapuya Tab goes Here

BACK OF TAB

KALAPUYA HIGH SCHOOL ACCOUNT NUMBER / TITLE	ACTUAL 2018-19	ACTUAL 2019-20	ADOPTED 2020-21	PROPOSED 2021-22	APPROVED 2021-22	ADOPTED 2021-22
FUNCTION 1132 HIGH SCHOOL EXTRACURRICULAR						
410 SUPPLIES AND MATERIALS	0.00	110.28	0.00	0.00	0.00	0.00
1132 HIGH SCHOOL EXTRACURRICULAR	0.00	110.28	0.00	0.00	0.00	0.00

KALAPUYA HIGH SCHOOL ACCOUNT NUMBER / TITLE	ACTUAL 2018-19	ACTUAL 2019-20	ADOPTED 2020-21	PROPOSED 2021-22	APPROVED 2021-22	ADOPTED 2021-22
FUNCTION 1280 ALTERNATIVE EDUCATION						
374 SB 300 TUITION	10,329.48	7,603.64	12,000.00	12,000.00	12,000.00	12,000.00
410 SUPPLIES AND MATERIALS	0.00	859.27	0.00	0.00	0.00	0.00
1280 ALTERNATIVE EDUCATION	10,329.48	8,462.91	12,000.00	12,000.00	12,000.00	12,000.00

KALAPUYA HIGH SCHOOL ACCOUNT NUMBER / TITLE	ACTUAL 2018-19	ACTUAL 2019-20	ADOPTED 2020-21	PROPOSED 2021-22	APPROVED 2021-22	ADOPTED 2021-22
--	-------------------	-------------------	--------------------	---------------------	---------------------	--------------------

FUNCTION 1283 ALTERNATIVE PROGRAMS

111 LICENSED SALARIES	510,550.85	545,601.88	571,098.78	591,318.20	591,318.20	591,318.20
112 CLASSIFIED SALARIES	38,652.86	50,766.66	51,936.61	54,607.28	54,607.28	54,607.28
114 CONFIDENTIAL/SUPERVISORY	10,982.53	11,425.73	11,882.75	12,120.41	12,120.41	12,120.41
121 SUBSTITUTES-LICENSED	4,502.00	5,449.68	8,079.19	4,848.51	4,848.51	4,848.51
122 SUBSTITUTES-CLASSIFIED	3,514.47	0.00	6,019.30	3,731.45	3,731.45	3,731.45
131 EXTRA DUTY	2,251.61	1,827.06	0.00	0.00	0.00	0.00
211 EMPLOYER CONTRIBUTION	20,162.46	30,653.95	36,384.29	23,156.76	23,156.76	23,156.76
212 EMPLOYER PD PERS PU 6.00%	31,793.55	32,357.05	38,556.70	39,983.46	39,983.46	39,983.46
213 PERS UAL	73,601.51	108,188.71	117,530.88	42,220.81	42,220.81	42,220.81
214 PERS BOND	0.00	0.00	0.00	79,308.79	79,308.79	79,308.79
216 OPSRP	30,507.10	31,396.56	32,237.28	22,146.94	22,146.94	22,146.94
220 FICA	41,764.02	45,282.26	49,726.34	51,547.24	51,547.24	51,547.24
231 WORKERS' COMPENSATION	2,607.45	2,821.36	5,135.51	5,390.56	5,390.56	5,390.56
232 UNEMPLOYMENT COMPENSATION	0.00	0.00	0.00	3,369.10	3,369.10	3,369.10
233 FAMILY & MEDICAL LEAVE INSURANCE	0.00	0.00	0.00	1,347.64	1,347.64	1,347.64
241 LICENSED INSURANCE	133,339.82	138,809.47	117,294.53	119,640.42	119,640.42	119,640.42
242 CLASSIFIED INSURANCE	13,503.27	11,767.18	15,186.00	15,186.00	15,186.00	15,186.00
244 ADMIN/CONFID INSURANCE	11,706.02	12,089.42	12,538.50	12,195.49	12,195.49	12,195.49
245 DISTRICT PD TSA	1,800.00	1,800.00	1,800.00	1,800.00	1,800.00	1,800.00
246 DISTRICT PD TSA--LICENSED	4,130.39	5,068.11	4,470.14	4,644.31	4,644.31	4,644.31
247 DISTRICT PD TSA--CLASSIFI	206.76	0.00	0.00	0.00	0.00	0.00
248 DISTRICT PD TSA--SUPV/CON	750.00	750.00	0.00	0.00	0.00	0.00
311 INSTRUCTION SERVICES	0.00	0.00	0.00	0.00	0.00	0.00
312 INST PROGRAM IMP SERVICES	0.00	0.00	0.00	0.00	0.00	0.00
324 RENTALS	843.96	843.96	1,000.00	1,000.00	1,000.00	1,000.00
341 TRAVEL, LOCAL IN DISTRICT	13.17	12.74	300.00	300.00	300.00	300.00
342 TRAVEL, OUT OF DISTRICT	801.81	1,065.40	500.00	500.00	500.00	500.00
351 TELEPHONE	0.00	0.00	0.00	0.00	0.00	0.00
353 POSTAGE	486.05	470.35	500.00	500.00	500.00	500.00
410 SUPPLIES AND MATERIALS	7,224.21	3,938.39	7,200.00	7,200.00	7,200.00	7,200.00
440 PERIODICALS	219.78	0.00	0.00	0.00	0.00	0.00
460 NON-CONSUMABLE ITEMS	2,413.24	1,091.86	300.00	300.00	300.00	300.00
470 COMPUTER SOFTWARE	401.00	0.00	100.00	100.00	100.00	100.00

KALAPUYA HIGH SCHOOL ACCOUNT NUMBER / TITLE	ACTUAL 2018-19	ACTUAL 2019-20	ADOPTED 2020-21	PROPOSED 2021-22	APPROVED 2021-22	ADOPTED 2021-22
FUNCTION 1283 ALTERNATIVE PROGRAMS						
480 COMPUTER HARDWARE	145.98	114.56	500.00	500.00	500.00	500.00
640 DUES & FEES	252.50	157.05	100.00	100.00	100.00	100.00
1283 ALTERNATIVE PROGRAMS	949,128.37	1,043,749.39	1,090,376.78	1,099,063.37	1,099,063.37	1,099,063.37

KALAPUYA HIGH SCHOOL ACCOUNT NUMBER / TITLE	ACTUAL 2018-19	ACTUAL 2019-20	ADOPTED 2020-21	PROPOSED 2021-22	APPROVED 2021-22	ADOPTED 2021-22
FUNCTION 2410 OFFICE OF THE PRINCIPAL						
112 CLASSIFIED SALARIES	37,170.00	37,292.80	38,956.32	39,742.56	39,742.56	39,742.56
113 ADMINISTRATORS	77,239.01	75,506.57	81,589.08	83,221.09	83,221.09	83,221.09
131 EXTRA DUTY	1,247.40	3,478.40	0.00	0.00	0.00	0.00
190 TRAVEL STIPEND	3,000.00	3,000.00	3,060.00	3,060.00	3,060.00	3,060.00
211 EMPLOYER CONTRIBUTION	10,745.30	11,351.54	12,804.20	8,138.01	8,138.01	8,138.01
212 EMPLOYER PD PERS PU 6.00%	7,049.99	7,155.19	7,884.32	8,029.42	8,029.42	8,029.42
213 PERS UAL	16,273.67	21,680.17	23,889.50	8,457.65	8,457.65	8,457.65
214 PERS BOND	0.00	0.00	0.00	15,871.48	15,871.48	15,871.48
216 OPSRP	2,968.21	3,132.63	3,272.33	2,201.74	2,201.74	2,201.74
220 FICA	8,808.34	8,883.57	10,052.51	10,237.51	10,237.51	10,237.51
231 WORKERS' COMPENSATION	571.93	575.32	1,051.24	1,070.59	1,070.59	1,070.59
232 UNEMPLOYMENT COMPENSATION	0.00	0.00	0.00	669.12	669.12	669.12
233 FAMILY & MEDICAL LEAVE INSURANCE	0.00	0.00	0.00	267.65	267.65	267.65
241 LICENSED INSURANCE	4,040.26	4,172.04	0.00	0.00	0.00	0.00
242 CLASSIFIED INSURANCE	15,337.80	19,648.15	20,640.00	20,640.00	20,640.00	20,640.00
244 ADMIN/CONFID INSURANCE	11,732.91	12,190.17	32,600.10	31,752.99	31,752.99	31,752.99
245 DISTRICT PD TSA	3,000.00	3,000.00	7,800.00	7,800.00	7,800.00	7,800.00
246 DISTRICT PD TSA--LICENSED	107.35	162.48	0.00	0.00	0.00	0.00
247 DISTRICT PD TSA--CLASSIFI	0.00	0.00	0.00	0.00	0.00	0.00
248 DISTRICT PD TSA--SUPV/CON	46.11	0.00	0.00	0.00	0.00	0.00
324 RENTALS	577.43	551.52	0.00	0.00	0.00	0.00
342 TRAVEL, OUT OF DISTRICT	0.00	0.00	100.00	100.00	100.00	100.00
389 NON INSTRUCTION PROF/TECH	0.00	0.00	0.00	0.00	0.00	0.00
410 SUPPLIES AND MATERIALS	7.12	1,725.87	2,000.00	2,000.00	2,000.00	2,000.00
640 DUES & FEES	0.00	0.00	0.00	0.00	0.00	0.00
2410 OFFICE OF THE PRINCIPAL	199,922.83	213,506.42	245,699.61	243,259.81	243,259.81	243,259.81

KALAPUYA HIGH SCHOOL ACCOUNT NUMBER / TITLE	ACTUAL 2018-19	ACTUAL 2019-20	ADOPTED 2020-21	PROPOSED 2021-22	APPROVED 2021-22	ADOPTED 2021-22
FUNCTION 2542 MAINTENANCE OF PLANT						
410 SUPPLIES AND MATERIALS	2,383.25	2,224.20	3,000.00	3,000.00	3,000.00	3,000.00
2542 MAINTENANCE OF PLANT	2,383.25	2,224.20	3,000.00	3,000.00	3,000.00	3,000.00

KALAPUYA HIGH SCHOOL ACCOUNT NUMBER / TITLE	ACTUAL 2018-19	ACTUAL 2019-20	ADOPTED 2020-21	PROPOSED 2021-22	APPROVED 2021-22	ADOPTED 2021-22
FUNCTION 2543 GROUNDS MAITENANCE						
114 CONFIDENTIAL/SUPERVISORY	21,964.94	22,851.54	23,765.49	24,240.81	24,240.81	24,240.81
211 EMPLOYER CONTRIBUTION	0.00	0.00	0.00	0.00	0.00	0.00
212 EMPLOYER PD PERS PU 6.00%	1,317.94	1,371.10	1,515.93	1,544.45	1,544.45	1,544.45
213 PERS UAL	3,042.03	4,154.41	4,593.27	1,626.82	1,626.82	1,626.82
214 PERS BOND	0.00	0.00	0.00	3,052.86	3,052.86	3,052.86
216 OPSRP	1,761.58	1,919.48	2,122.30	1,426.04	1,426.04	1,426.04
220 FICA	1,619.90	1,678.42	1,932.81	1,969.17	1,969.17	1,969.17
231 WORKERS' COMPENSATION	112.43	115.96	202.12	205.93	205.93	205.93
232 UNEMPLOYMENT COMPENSATION	0.00	0.00	0.00	128.70	128.70	128.70
233 FAMILY & MEDICAL LEAVE INSURANCE	0.00	0.00	0.00	51.48	51.48	51.48
244 ADMIN/CONFID INSURANCE	9,332.18	9,550.50	10,030.80	9,735.76	9,735.76	9,735.76
248 DISTRICT PD TSA--SUPV/CON	1,500.00	1,500.00	0.00	0.00	0.00	0.00
322 REPAIRS & MAINTENANCE	1,000.00	0.00	0.00	0.00	0.00	0.00
324 RENTALS	0.00	0.00	0.00	0.00	0.00	0.00
342 TRAVEL, OUT OF DISTRICT	0.00	0.00	0.00	0.00	0.00	0.00
389 NON INSTRUCTION PROF/TECH	135.00	0.00	0.00	0.00	0.00	0.00
410 SUPPLIES AND MATERIALS	41.96	0.00	0.00	0.00	0.00	0.00
2543 GROUNDS MAITENANCE	41,827.96	43,141.41	44,162.72	43,982.02	43,982.02	43,982.02

KALAPUYA HIGH SCHOOL ACCOUNT NUMBER / TITLE	ACTUAL 2018-19	ACTUAL 2019-20	ADOPTED 2020-21	PROPOSED 2021-22	APPROVED 2021-22	ADOPTED 2021-22
FUNCTION 2550 TRANSPORTATION						
322 REPAIRS & MAINTENANCE	5,720.20	0.00	3,000.00	3,000.00	3,000.00	3,000.00
326 FUEL	0.00	1,678.43	0.00	0.00	0.00	0.00
331 REIMBURSABLE STUDENT TRAN	164.50	309.32	0.00	0.00	0.00	0.00
410 SUPPLIES AND MATERIALS	872.21	1,616.86	2,000.00	2,000.00	2,000.00	2,000.00
460 NON-CONSUMABLE ITEMS	187.58	0.00	0.00	0.00	0.00	0.00
2550 TRANSPORTATION	6,944.49	3,604.61	5,000.00	5,000.00	5,000.00	5,000.00

*** This page intentionally left blank ***

Student Services Tab goes here

BACK OF TAB

ACCOUNT NUMBER / TITLE	ACTUAL 2018-19	ACTUAL 2019-20	ADOPTED 2020-21	PROPOSED 2021-22	APPROVED 2021-22	ADOPTED 2021-22
FUNCTION 1220 PROGRAMS FOR STUDENTS WITH DISABILITIES						
111 LICENSED SALARIES	428,491.55	589,059.95	617,134.00	647,804.00	647,804.00	647,804.00
112 CLASSIFIED SALARIES	742,881.14	819,982.26	912,297.82	947,024.41	947,024.41	947,024.41
121 SUBSTITUTES-LICENSED	31,060.25	39,387.18	66,032.72	33,450.82	33,450.82	33,450.82
122 SUBSTITUTES-CLASSIFIED	65,400.54	74,936.77	143,491.59	69,438.26	69,438.26	69,438.26
131 EXTRA DUTY	26,918.19	23,331.54	0.00	0.00	0.00	0.00
211 EMPLOYER CONTRIBUTION	34,862.36	41,723.90	62,456.93	38,691.17	38,691.17	38,691.17
212 EMPLOYER PD PERS PU 6.00%	62,171.56	81,494.91	92,845.70	97,179.81	97,179.81	97,179.81
213 PERS UAL	145,763.29	253,241.59	296,794.33	103,043.07	103,043.07	103,043.07
214 PERS BOND	0.00	0.00	0.00	194,819.88	194,819.88	194,819.88
216 OPSRP	63,462.65	91,703.97	99,251.97	64,946.86	64,946.86	64,946.86
220 FICA	92,586.51	112,452.38	133,491.95	130,353.30	130,353.30	130,353.30
231 WORKERS' COMPENSATION	6,515.81	7,575.37	12,283.75	13,631.72	13,631.72	13,631.72
232 UNEMPLOYMENT COMPENSATION	0.00	0.00	0.00	8,519.82	8,519.82	8,519.82
233 FAMILY & MEDICAL LEAVE INSURANCE	0.00	0.00	0.00	3,407.93	3,407.93	3,407.93
241 LICENSED INSURANCE	137,733.09	186,717.50	164,549.88	167,840.88	167,840.88	167,840.88
242 CLASSIFIED INSURANCE	314,120.44	366,298.10	368,702.88	368,702.88	368,702.88	368,702.88
246 DISTRICT PD TSA--LICENSED	2,649.17	2,800.32	2,952.03	3,084.35	3,084.35	3,084.35
247 DISTRICT PD TSA--CLASSIFI	2,074.80	3,316.56	3,084.63	3,162.86	3,162.86	3,162.86
311 INSTRUCTION SERVICES	11,224.68	1,374.19	5,000.00	5,000.00	5,000.00	5,000.00
312 INST PROGRAM IMP SERVICES	0.00	0.00	0.00	2,000.00	2,000.00	2,000.00
313 STUDENT SERVICES-TRUANCY	0.00	135.00	500.00	500.00	500.00	500.00
322 REPAIRS & MAINTENANCE	0.00	0.00	200.00	200.00	200.00	200.00
341 TRAVEL, LOCAL IN DISTRICT	3.93	8.50	0.00	0.00	0.00	0.00
342 TRAVEL, OUT OF DISTRICT	2,996.99	2,696.90	2,000.00	2,000.00	2,000.00	2,000.00
351 TELEPHONE	2,105.83	2,030.00	2,000.00	2,000.00	2,000.00	2,000.00
371 TUITION PAY TO OTHR DIST	0.00	0.00	150,000.00	150,000.00	150,000.00	150,000.00
373 TUITION PRIVATE SCHOOLS	307,460.28	439,490.16	350,000.00	350,000.00	350,000.00	350,000.00
374 SB 300 TUITION	0.00	0.00	0.00	0.00	0.00	0.00
410 SUPPLIES AND MATERIALS	3,167.95	2,092.06	4,000.00	4,000.00	4,000.00	4,000.00
440 PERIODICALS	182.90	111.21	300.00	300.00	300.00	300.00
460 NON-CONSUMABLE ITEMS	2,114.87	3,125.54	1,000.00	1,000.00	1,000.00	1,000.00
470 COMPUTER SOFTWARE	254.26	249.99	300.00	300.00	300.00	300.00
480 COMPUTER HARDWARE	343.98	710.89	3,000.00	3,000.00	3,000.00	3,000.00
1220 PROGRAMS FOR STUDENTS WITH DISA	2,486,547.02	3,146,046.74	3,493,670.17	3,415,402.02	3,415,402.02	3,415,402.02

ACCOUNT NUMBER / TITLE	ACTUAL 2018-19	ACTUAL 2019-20	ADOPTED 2020-21	PROPOSED 2021-22	APPROVED 2021-22	ADOPTED 2021-22
FUNCTION 1250 RESOURCE ROOM						
111 LICENSED SALARIES	1,546,897.68	1,348,787.22	1,432,601.28	1,489,449.98	1,489,449.98	1,489,449.98
112 CLASSIFIED SALARIES	647,098.82	663,439.51	731,848.66	754,089.52	754,089.52	754,089.52
121 SUBSTITUTES-LICENSED	64,089.99	51,966.37	93,841.49	69,022.73	69,022.73	69,022.73
122 SUBSTITUTES-CLASSIFIED	42,728.60	35,912.88	54,701.81	45,366.60	45,366.60	45,366.60
124 TEMPORARY-CLASSIFIED	464.65	1,011.92	0.00	0.00	0.00	0.00
131 EXTRA DUTY	39,053.75	25,206.02	0.00	0.00	0.00	0.00
211 EMPLOYER CONTRIBUTION	86,365.84	80,811.60	113,410.72	71,653.08	71,653.08	71,653.08
212 EMPLOYER PD PERS PU 6.00%	126,330.00	114,392.92	131,382.97	136,411.39	136,411.39	136,411.39
213 PERS UAL	296,715.10	358,835.37	409,973.05	145,187.63	145,187.63	145,187.63
214 PERS BOND	0.00	0.00	0.00	273,404.58	273,404.58	273,404.58
216 OPSRP	119,989.16	116,786.71	120,639.34	80,988.78	80,988.78	80,988.78
220 FICA	169,310.07	154,910.30	178,090.30	181,566.58	181,566.58	181,566.58
231 WORKERS' COMPENSATION	11,136.94	9,979.18	17,435.48	18,987.36	18,987.36	18,987.36
232 UNEMPLOYMENT COMPENSATION	0.00	0.00	0.00	11,867.10	11,867.10	11,867.10
233 FAMILY & MEDICAL LEAVE INSURANCE	0.00	0.00	0.00	4,746.84	4,746.84	4,746.84
241 LICENSED INSURANCE	421,079.29	363,287.98	351,039.74	358,060.54	358,060.54	358,060.54
242 CLASSIFIED INSURANCE	324,198.12	259,828.36	286,503.03	286,503.03	286,503.03	286,503.03
244 ADMIN/CONFID INSURANCE	0.00	1,603.35	0.00	0.00	0.00	0.00
246 DISTRICT PD TSA--LICENSED	13,074.84	13,429.34	10,462.76	10,871.56	10,871.56	10,871.56
247 DISTRICT PD TSA--CLASSIFI	3,626.31	4,954.10	4,521.87	4,619.02	4,619.02	4,619.02
311 INSTRUCTION SERVICES	455,504.44	223,376.33	200,000.00	200,000.00	200,000.00	200,000.00
313 STUDENT SERVICES-TRUANCY	1,562.50	0.00	2,000.00	2,000.00	2,000.00	2,000.00
319 OTHER INST, PROF & TECH	5,674.78	2,313.25	2,500.00	2,500.00	2,500.00	2,500.00
322 REPAIRS & MAINTENANCE	0.00	0.00	500.00	500.00	500.00	500.00
324 RENTALS	1,292.99	1,222.68	2,000.00	2,000.00	2,000.00	2,000.00
341 TRAVEL, LOCAL IN DISTRICT	1,881.69	706.80	2,000.00	2,000.00	2,000.00	2,000.00
342 TRAVEL, OUT OF DISTRICT	1,205.32	496.76	2,000.00	2,000.00	2,000.00	2,000.00
353 POSTAGE	0.00	0.00	100.00	100.00	100.00	100.00
389 NON INSTRUCTION PROF/TECH	0.00	158.84	400.00	400.00	400.00	400.00
410 SUPPLIES AND MATERIALS	7,052.78	5,600.84	12,000.00	12,000.00	12,000.00	12,000.00
460 NON-CONSUMABLE ITEMS	1,728.88	1,715.31	5,000.00	5,000.00	5,000.00	5,000.00
470 COMPUTER SOFTWARE	111.00	1,134.85	750.00	750.00	750.00	750.00
480 COMPUTER HARDWARE	897.99	1,232.99	10,000.00	10,000.00	10,000.00	10,000.00
640 DUES & FEES	0.00	135.50	0.00	0.00	0.00	0.00
1250 RESOURCE ROOM	4,389,071.53	3,843,237.28	4,175,702.51	4,182,046.31	4,182,046.31	4,182,046.31

ACCOUNT NUMBER / TITLE	ACTUAL 2018-19	ACTUAL 2019-20	ADOPTED 2020-21	PROPOSED 2021-22	APPROVED 2021-22	ADOPTED 2021-22
FUNCTION 1280 ALTERNATIVE PROGRAMS						
371 TUITION PAY TO OTHR DIST	180,216.00	211,174.22	170,000.00	200,000.00	200,000.00	200,000.00
1280 ALTERNATIVE PROGRAMS	180,216.00	211,174.22	170,000.00	200,000.00	200,000.00	200,000.00

ACCOUNT NUMBER / TITLE	ACTUAL 2018-19	ACTUAL 2019-20	ADOPTED 2020-21	PROPOSED 2021-22	APPROVED 2021-22	ADOPTED 2021-22
FUNCTION 1280 ALTERNATIVE EDUCATION						
371 TUITION PAY TO OTHR DIST	194,819.15	208,085.26	165,000.00	200,000.00	200,000.00	200,000.00
1280 ALTERNATIVE EDUCATION	194,819.15	208,085.26	165,000.00	200,000.00	200,000.00	200,000.00

ACCOUNT NUMBER / TITLE	ACTUAL 2018-19	ACTUAL 2019-20	ADOPTED 2020-21	PROPOSED 2021-22	APPROVED 2021-22	ADOPTED 2021-22
FUNCTION 1282 PRIVATE ALTERNATIVE PROGRAMS						
373 TUITION PRIVATE SCHOOLS	18,522.00	0.00	0.00	0.00	0.00	0.00
1282 PRIVATE ALTERNATIVE PROGRAMS	18,522.00	0.00	0.00	0.00	0.00	0.00

ACCOUNT NUMBER / TITLE	ACTUAL 2018-19	ACTUAL 2019-20	ADOPTED 2020-21	PROPOSED 2021-22	APPROVED 2021-22	ADOPTED 2021-22
FUNCTION 2132 MEDICAL SERVICES						
313 STUDENT SERVICES-TRUANCY	0.00	3,696.00	1,000.00	1,500.00	1,500.00	1,500.00
319 OTHER INST, PROF & TECH	3,699.20	0.00	1,000.00	1,500.00	1,500.00	1,500.00
2132 MEDICAL SERVICES	3,699.20	3,696.00	2,000.00	3,000.00	3,000.00	3,000.00

ACCOUNT NUMBER / TITLE	ACTUAL 2018-19	ACTUAL 2019-20	ADOPTED 2020-21	PROPOSED 2021-22	APPROVED 2021-22	ADOPTED 2021-22
FUNCTION 2134 NURSE SERVICES						
112 CLASSIFIED SALARIES	155,944.43	162,135.94	176,291.57	181,765.22	181,765.22	181,765.22
118 NURSES SALARIES	155,893.74	148,546.58	158,570.64	164,604.27	164,604.27	164,604.27
122 SUBSTITUTES-CLASSIFIED	870.92	604.15	1,147.15	146.94	146.94	146.94
123 TEMPORARY-LICENSED	1,521.67	1,194.23	0.00	0.00	0.00	0.00
124 TEMPORARY-CLASSIFIED	0.00	0.00	248.08	248.08	248.08	248.08
131 EXTRA DUTY	8,457.80	4,351.08	0.00	0.00	0.00	0.00
211 EMPLOYER CONTRIBUTION	5,927.58	4,940.24	14,170.72	9,138.65	9,138.65	9,138.65
212 EMPLOYER PD PERS PU 6.00%	19,140.43	16,380.44	20,141.10	20,843.44	20,843.44	20,843.44
213 PERS UAL	44,218.13	49,631.68	61,105.21	21,954.17	21,954.17	21,954.17
214 PERS BOND	0.00	0.00	0.00	21,696.06	21,696.06	21,696.06
216 OPSRP	22,026.41	19,936.42	19,638.94	13,383.68	13,383.68	13,383.68
220 FICA	23,621.00	23,461.18	25,763.71	26,628.88	26,628.88	26,628.88
231 WORKERS' COMPENSATION	1,637.95	1,570.94	2,685.07	2,784.72	2,784.72	2,784.72
232 UNEMPLOYMENT COMPENSATION	0.00	0.00	0.00	1,740.45	1,740.45	1,740.45
233 FAMILY & MEDICAL LEAVE INSURANCE	0.00	0.00	0.00	696.18	696.18	696.18
241 LICENSED INSURANCE	0.00	0.00	0.00	0.00	0.00	0.00
242 CLASSIFIED INSURANCE	54,250.32	58,987.71	37,558.53	37,558.53	37,558.53	37,558.53
244 ADMIN/CONFID INSURANCE	61,512.54	38,588.62	60,184.80	58,414.54	58,414.54	58,414.54
246 DISTRICT PD TSA--LICENSED	2,845.58	1,169.13	0.00	0.00	0.00	0.00
247 DISTRICT PD TSA--CLASSIFI	705.50	794.87	771.13	795.80	795.80	795.80
311 INSTRUCTION SERVICES	44.95	0.00	0.00	0.00	0.00	0.00
319 OTHER INST, PROF & TECH	0.00	2,257.75	5,000.00	5,000.00	5,000.00	5,000.00
341 TRAVEL, LOCAL IN DISTRICT	1,508.24	856.94	1,300.00	1,300.00	1,300.00	1,300.00
342 TRAVEL, OUT OF DISTRICT	830.47	636.32	800.00	800.00	800.00	800.00
351 TELEPHONE	750.00	525.00	1,250.00	1,500.00	1,500.00	1,500.00
353 POSTAGE	0.00	0.00	100.00	100.00	100.00	100.00
389 NON INSTRUCTION PROF/TECH	1,000.00	0.00	0.00	0.00	0.00	0.00
410 SUPPLIES AND MATERIALS	12,033.54	13,923.38	15,000.00	15,000.00	15,000.00	15,000.00
460 NON-CONSUMABLE ITEMS	1,088.56	1,762.71	3,000.00	3,000.00	3,000.00	3,000.00
480 COMPUTER HARDWARE	199.98	0.00	1,500.00	3,000.00	3,000.00	3,000.00
640 DUES & FEES	774.80	299.00	1,500.00	1,500.00	1,500.00	1,500.00
651 LIABILITY INSURANCE	0.00	0.00	3,000.00	3,000.00	3,000.00	3,000.00
2134 NURSE SERVICES	576,804.54	552,554.31	610,726.64	596,599.62	596,599.62	596,599.62

ACCOUNT NUMBER / TITLE	ACTUAL 2018-19	ACTUAL 2019-20	ADOPTED 2020-21	PROPOSED 2021-22	APPROVED 2021-22	ADOPTED 2021-22
FUNCTION 2139 OTHER HEALTH SERVICES						
311 INSTRUCTION SERVICES	0.00	99,920.00	0.00	150,000.00	150,000.00	150,000.00
2139 OTHER HEALTH SERVICES	0.00	99,920.00	0.00	150,000.00	150,000.00	150,000.00

ACCOUNT NUMBER / TITLE	ACTUAL 2018-19	ACTUAL 2019-20	ADOPTED 2020-21	PROPOSED 2021-22	APPROVED 2021-22	ADOPTED 2021-22
FUNCTION 2140 PSYCHOLOGICAL SERVICES						
111 LICENSED SALARIES	116,595.57	121,169.61	129,828.70	136,860.89	136,860.89	136,860.89
131 EXTRA DUTY	288.23	0.00	6,806.31	4,481.13	4,481.13	4,481.13
211 EMPLOYER CONTRIBUTION	0.00	0.00	6,806.31	4,481.13	4,481.13	4,481.13
212 EMPLOYER PD PERS PU 6.00%	7,217.41	5,871.66	7,829.50	8,253.59	8,253.59	8,253.59
213 PERS UAL	16,660.08	17,791.03	23,723.39	8,693.78	8,693.78	8,693.78
214 PERS BOND	0.00	0.00	0.00	16,314.59	16,314.59	16,314.59
216 OPSRP	9,647.25	8,220.34	6,833.29	4,750.82	4,750.82	4,750.82
220 FICA	8,211.08	8,834.56	9,982.62	10,523.33	10,523.33	10,523.33
231 WORKERS' COMPENSATION	547.99	554.29	1,043.93	1,100.48	1,100.48	1,100.48
232 UNEMPLOYMENT COMPENSATION	0.00	0.00	0.00	687.80	687.80	687.80
233 FAMILY & MEDICAL LEAVE INSURANCE	0.00	0.00	0.00	275.12	275.12	275.12
241 LICENSED INSURANCE	37,340.31	39,434.75	40,223.30	41,027.77	41,027.77	41,027.77
246 DISTRICT PD TSA--LICENSED	1,069.50	628.92	663.01	698.92	698.92	698.92
311 INSTRUCTION SERVICES	25,373.27	26,031.79	25,000.00	25,000.00	25,000.00	25,000.00
319 OTHER INST, PROF & TECH	0.00	0.00	0.00	0.00	0.00	0.00
341 TRAVEL, LOCAL IN DISTRICT	0.00	5.68	1,500.00	1,500.00	1,500.00	1,500.00
342 TRAVEL, OUT OF DISTRICT	0.00	16.24	0.00	0.00	0.00	0.00
410 SUPPLIES AND MATERIALS	4,537.52	2,063.11	5,000.00	5,000.00	5,000.00	5,000.00
470 COMPUTER SOFTWARE	0.00	0.00	500.00	500.00	500.00	500.00
480 COMPUTER HARDWARE	0.00	0.00	1,500.00	1,500.00	1,500.00	1,500.00
2140 PSYCHOLOGICAL SERVICES	227,488.21	230,621.98	267,240.37	271,649.35	271,649.35	271,649.35

ACCOUNT NUMBER / TITLE	ACTUAL 2018-19	ACTUAL 2019-20	ADOPTED 2020-21	PROPOSED 2021-22	APPROVED 2021-22	ADOPTED 2021-22
FUNCTION 2150 SPEECH PATHOLOGY and AUDIOLOGY SERVICES						
111 LICENSED SALARIES	335,430.07	411,543.68	459,797.15	480,564.30	480,564.30	480,564.30
112 CLASSIFIED SALARIES	22,489.22	43,506.66	61,807.20	63,932.96	63,932.96	63,932.96
121 SUBSTITUTES-LICENSED	35,922.38	15,130.11	23,117.64	38,687.17	38,687.17	38,687.17
131 EXTRA DUTY	1,604.80	6,216.14	0.00	0.00	0.00	0.00
211 EMPLOYER CONTRIBUTION	15,503.21	16,929.56	24,689.10	15,778.64	15,778.64	15,778.64
212 EMPLOYER PD PERS PU 6.00%	21,519.71	26,133.56	31,637.63	33,022.62	33,022.62	33,022.62
213 PERS UAL	51,518.57	82,175.57	97,876.72	35,650.34	35,650.34	35,650.34
214 PERS BOND	0.00	0.00	0.00	66,900.80	66,900.80	66,900.80
216 OPSRP	20,518.89	27,701.32	30,248.50	21,146.55	21,146.55	21,146.55
220 FICA	29,230.65	34,878.25	41,959.11	44,916.02	44,916.02	44,916.02
231 WORKERS' COMPENSATION	1,826.17	2,167.09	4,202.94	4,697.10	4,697.10	4,697.10
232 UNEMPLOYMENT COMPENSATION	0.00	0.00	0.00	2,935.69	2,935.69	2,935.69
233 FAMILY & MEDICAL LEAVE INSURANCE	0.00	0.00	0.00	1,174.28	1,174.28	1,174.28
241 LICENSED INSURANCE	92,441.74	119,546.96	104,376.25	106,463.77	106,463.77	106,463.77
242 CLASSIFIED INSURANCE	11.76	22,262.23	27,192.00	27,192.00	27,192.00	27,192.00
246 DISTRICT PD TSA--LICENSED	3,414.58	3,577.02	3,763.04	3,953.09	3,953.09	3,953.09
311 INSTRUCTION SERVICES	1,082.00	0.00	1,000.00	1,000.00	1,000.00	1,000.00
319 OTHER INST, PROF & TECH	448.00	392.00	500.00	500.00	500.00	500.00
322 REPAIRS & MAINTENANCE	0.00	249.00	0.00	0.00	0.00	0.00
342 TRAVEL, OUT OF DISTRICT	175.00	0.00	0.00	0.00	0.00	0.00
410 SUPPLIES AND MATERIALS	2,944.66	4,463.88	3,000.00	6,000.00	6,000.00	6,000.00
460 NON-CONSUMABLE ITEMS	1,764.45	7,299.47	3,000.00	1,500.00	1,500.00	1,500.00
470 COMPUTER SOFTWARE	190.00	249.00	500.00	500.00	500.00	500.00
480 COMPUTER HARDWARE	0.00	0.00	1,000.00	2,000.00	2,000.00	2,000.00
640 DUES & FEES	2,025.00	2,010.00	2,500.00	2,500.00	2,500.00	2,500.00
2150 SPEECH PATHOLOGY and AUDIOLOGY €	640,060.86	826,431.50	922,167.28	961,015.32	961,015.32	961,015.32

ACCOUNT NUMBER / TITLE	ACTUAL 2018-19	ACTUAL 2019-20	ADOPTED 2020-21	PROPOSED 2021-22	APPROVED 2021-22	ADOPTED 2021-22
FUNCTION 2190 SERVICE DIRECTION STUDENT SUPPORT						
112 CLASSIFIED SALARIES	37,013.76	37,722.08	38,498.88	39,279.52	39,279.52	39,279.52
113 ADMINISTRATORS	120,545.20	130,919.80	140,743.68	143,558.88	143,558.88	143,558.88
114 CONFIDENTIAL/SUPERVISORY	31,904.38	33,190.91	35,985.60	38,264.69	38,264.69	38,264.69
131 EXTRA DUTY	0.00	0.00	0.00	0.00	0.00	0.00
190 TRAVEL STIPEND	2,970.78	3,000.00	3,060.00	3,060.00	3,060.00	3,060.00
211 EMPLOYER CONTRIBUTION	16,512.99	18,547.91	20,581.61	13,097.73	13,097.73	13,097.73
212 EMPLOYER PD PERS PU 6.00%	11,543.88	12,311.51	13,551.04	13,904.70	13,904.70	13,904.70
213 PERS UAL	26,688.81	37,304.14	41,059.64	14,646.29	14,646.29	14,646.29
214 PERS BOND	0.00	0.00	0.00	27,484.97	27,484.97	27,484.97
216 OPSRP	5,522.06	5,986.94	6,488.74	4,450.07	4,450.07	4,450.07
220 FICA	14,434.45	15,357.99	17,277.57	17,728.50	17,728.50	17,728.50
231 WORKERS' COMPENSATION	944.17	995.13	1,806.81	1,853.96	1,853.96	1,853.96
232 UNEMPLOYMENT COMPENSATION	0.00	0.00	0.00	1,158.73	1,158.73	1,158.73
233 FAMILY & MEDICAL LEAVE INSURANCE	0.00	0.00	0.00	463.49	463.49	463.49
242 CLASSIFIED INSURANCE	15,337.80	13,943.83	14,532.00	14,532.00	14,532.00	14,532.00
244 ADMIN/CONFID INSURANCE	30,195.36	30,929.00	32,098.56	31,223.21	31,223.21	31,223.21
245 DISTRICT PD TSA	4,800.00	4,800.00	4,800.00	4,800.00	4,800.00	4,800.00
247 DISTRICT PD TSA--CLASSIFI	740.28	944.10	962.47	981.99	981.99	981.99
248 DISTRICT PD TSA--SUPV/CON	1,800.00	1,800.00	1,800.00	1,800.00	1,800.00	1,800.00
312 INST PROGRAM IMP SERVICES	50.00	0.00	0.00	0.00	0.00	0.00
319 OTHER INST, PROF & TECH	0.00	750.00	500.00	500.00	500.00	500.00
341 TRAVEL, LOCAL IN DISTRICT	11.14	0.00	0.00	0.00	0.00	0.00
342 TRAVEL, OUT OF DISTRICT	410.61	187.18	500.00	500.00	500.00	500.00
382 LEGAL SERVICES	0.00	0.00	0.00	15,000.00	15,000.00	15,000.00
389 NON INSTRUCTION PROF/TECH	0.00	10,625.00	0.00	0.00	0.00	0.00
410 SUPPLIES AND MATERIALS	454.78	766.86	1,000.00	1,000.00	1,000.00	1,000.00
460 NON-CONSUMABLE ITEMS	1,390.21	1,620.77	1,000.00	1,000.00	1,000.00	1,000.00
470 COMPUTER SOFTWARE	28,505.52	29,804.28	30,000.00	30,000.00	30,000.00	30,000.00
480 COMPUTER HARDWARE	77.99	0.00	2,000.00	2,000.00	2,000.00	2,000.00
2190 SERVICE DIRECTION STUDENT SUPPOF	351,854.17	391,507.43	408,246.61	422,288.73	422,288.73	422,288.73

ACCOUNT NUMBER / TITLE	ACTUAL 2018-19	ACTUAL 2019-20	ADOPTED 2020-21	PROPOSED 2021-22	APPROVED 2021-22	ADOPTED 2021-22
FUNCTION 3310 DIRECTION OF COMMUNITY SERVICE						
114 CONFIDENTIAL/SUPERVISORY	55,385.20	58,388.30	60,977.64	62,196.54	62,196.54	62,196.54
121 SUBSTITUTES-LICENSED	0.00	0.00	0.00	0.00	0.00	0.00
122 SUBSTITUTES-CLASSIFIED	36.93	0.00	0.00	0.00	0.00	0.00
211 EMPLOYER CONTRIBUTION	7,393.93	8,086.83	9,068.65	5,769.30	5,769.30	5,769.30
212 EMPLOYER PD PERS PU 6.00%	3,323.22	3,503.30	3,928.66	4,002.37	4,002.37	4,002.37
213 PERS UAL	7,670.91	10,614.99	11,903.83	4,215.79	4,215.79	4,215.79
214 PERS BOND	0.00	0.00	0.00	7,912.09	7,912.09	7,912.09
216 OPSRP	0.00	0.00	0.00	0.12	0.12	0.12
220 FICA	4,055.58	4,241.21	5,009.04	5,105.28	5,105.28	5,105.28
231 WORKERS' COMPENSATION	271.02	286.07	523.82	533.89	533.89	533.89
232 UNEMPLOYMENT COMPENSATION	0.00	0.00	0.00	333.68	333.68	333.68
233 FAMILY & MEDICAL LEAVE INSURANCE	0.00	0.00	0.00	133.47	133.47	133.47
244 ADMIN/CONFID INSURANCE	28,035.90	28,837.46	30,092.40	29,276.06	29,276.06	29,276.06
248 DISTRICT PD TSA--SUPV/CON	1,500.00	1,500.00	4,500.00	4,500.00	4,500.00	4,500.00
351 TELEPHONE	150.00	150.00	170.00	170.00	170.00	170.00
410 SUPPLIES AND MATERIALS	0.00	0.00	0.00	0.00	0.00	0.00
3310 DIRECTION OF COMMUNITY SERVICE	107,822.69	115,608.16	126,174.05	124,148.59	124,148.59	124,148.59

*** This page intentionally left blank ***

Teaching and Learning tab goes here

BACK OF TAB

ACCOUNT NUMBER / TITLE	ACTUAL 2018-19	ACTUAL 2019-20	ADOPTED 2020-21	PROPOSED 2021-22	APPROVED 2021-22	ADOPTED 2021-22
FUNCTION 1111 ELEMENTARY INSTRUCTION						
111 LICENSED SALARIES	0.00	0.00	0.00	0.00	0.00	0.00
114 CONFIDENTIAL/SUPERVISORY	10,982.53	11,425.73	11,882.75	12,120.41	12,120.41	12,120.41
121 SUBSTITUTES-LICENSED	0.00	0.00	0.00	0.00	0.00	0.00
122 SUBSTITUTES-CLASSIFIED	177.81	0.00	304.54	188.79	188.79	188.79
131 EXTRA DUTY	0.00	0.00	0.00	0.00	0.00	0.00
211 EMPLOYER CONTRIBUTION	24,582.14	0.00	0.00	0.26	0.26	0.26
212 EMPLOYER PD PERS PU 6.00%	4,524.54	685.56	921.28	774.98	774.98	774.98
213 PERS UAL	1,539.79	2,077.18	2,296.63	816.13	816.13	816.13
214 PERS BOND	0.00	0.00	0.00	1,535.48	1,535.48	1,535.48
216 OPSRP	891.62	959.77	1,061.15	713.61	713.61	713.61
219 PERS PRIOR YR EXPENSE	0.00	0.00	0.00	0.00	0.00	0.00
220 FICA	823.74	839.28	966.40	999.03	999.03	999.03
231 WORKERS' COMPENSATION	58.88	57.95	101.06	104.47	104.47	104.47
232 UNEMPLOYMENT COMPENSATION	0.00	0.00	0.00	65.30	65.30	65.30
233 FAMILY & MEDICAL LEAVE INSURANCE	0.00	0.00	0.00	26.12	26.12	26.12
241 LICENSED INSURANCE	5,071.31	-60,956.92	0.00	0.00	0.00	0.00
244 ADMIN/CONFID INSURANCE	4,666.22	4,775.26	0.00	0.00	0.00	0.00
246 DISTRICT PD TSA--LICENSED	0.00	0.00	0.00	0.00	0.00	0.00
248 DISTRICT PD TSA--SUPV/CON	750.00	750.00	0.00	0.00	0.00	0.00
311 INSTRUCTION SERVICES	0.00	1,275.01	3,000.00	3,000.00	3,000.00	3,000.00
410 SUPPLIES AND MATERIALS	3,883.02	999.36	10,000.00	10,000.00	10,000.00	10,000.00
460 NON-CONSUMABLE ITEMS	0.00	228.60	0.00	0.00	0.00	0.00
480 COMPUTER HARDWARE	0.00	0.00	0.00	0.00	0.00	0.00
1111 ELEMENTARY INSTRUCTION	57,951.60	-36,883.22	30,533.82	30,344.57	30,344.57	30,344.57

ACCOUNT NUMBER / TITLE	ACTUAL 2018-19	ACTUAL 2019-20	ADOPTED 2020-21	PROPOSED 2021-22	APPROVED 2021-22	ADOPTED 2021-22
FUNCTION 1140 PRE_KINDERGARTEN PROGRAMS						
131 EXTRA DUTY	0.00	1,672.64	0.00	0.00	0.00	0.00
211 EMPLOYER CONTRIBUTION	0.00	231.37	0.00	0.00	0.00	0.00
212 EMPLOYER PD PERS PU 6.00%	0.00	99.62	0.00	0.00	0.00	0.00
213 PERS UAL	0.00	304.02	0.00	0.00	0.00	0.00
214 PERS BOND	0.00	0.00	0.00	0.00	0.00	0.00
216 OPSRP	0.00	0.00	0.00	0.00	0.00	0.00
220 FICA	0.00	121.38	0.00	0.00	0.00	0.00
231 WORKERS' COMPENSATION	0.00	8.29	0.00	0.00	0.00	0.00
232 UNEMPLOYMENT COMPENSATION	0.00	0.00	0.00	0.00	0.00	0.00
233 FAMILY & MEDICAL LEAVE INSURANCE	0.00	0.00	0.00	0.00	0.00	0.00
410 SUPPLIES AND MATERIALS	1,550.77	950.00	0.00	0.00	0.00	0.00
460 NON-CONSUMABLE ITEMS	0.00	92.61	0.00	0.00	0.00	0.00
1140 PRE_KINDERGARTEN PROGRAMS	1,550.77	3,479.93	0.00	0.00	0.00	0.00

ACCOUNT NUMBER / TITLE	ACTUAL 2018-19	ACTUAL 2019-20	ADOPTED 2020-21	PROPOSED 2021-22	APPROVED 2021-22	ADOPTED 2021-22
FUNCTION 1210 TALENTED & GIFTED						
121 SUBSTITUTES-LICENSED	720.32	0.00	0.00	775.76	775.76	775.76
211 EMPLOYER CONTRIBUTION	0.00	0.00	0.00	5.01	5.01	5.01
212 EMPLOYER PD PERS PU 6.00%	0.00	0.00	0.00	2.32	2.32	2.32
213 PERS UAL	24.94	0.00	0.00	19.82	19.82	19.82
214 PERS BOND	0.00	0.00	0.00	37.19	37.19	37.19
216 OPSRP	14.45	0.00	0.00	14.20	14.20	14.20
220 FICA	55.13	0.00	0.00	59.35	59.35	59.35
231 WORKERS' COMPENSATION	3.54	0.00	0.00	6.21	6.21	6.21
232 UNEMPLOYMENT COMPENSATION	0.00	0.00	0.00	3.88	3.88	3.88
233 FAMILY & MEDICAL LEAVE INSURANCE	0.00	0.00	0.00	1.55	1.55	1.55
311 INSTRUCTION SERVICES	0.00	0.00	5,000.00	5,000.00	5,000.00	5,000.00
312 INST PROGRAM IMP SERVICES	0.00	0.00	2,000.00	2,000.00	2,000.00	2,000.00
342 TRAVEL, OUT OF DISTRICT	0.00	0.00	300.00	0.00	0.00	0.00
410 SUPPLIES AND MATERIALS	883.00	0.00	1,500.00	500.00	500.00	500.00
460 NON-CONSUMABLE ITEMS	0.00	0.00	0.00	0.00	0.00	0.00
470 COMPUTER SOFTWARE	0.00	0.00	500.00	0.00	0.00	0.00
640 DUES & FEES	1,035.00	0.00	0.00	0.00	0.00	0.00
1210 TALENTED & GIFTED	2,736.38	0.00	9,300.00	8,425.27	8,425.27	8,425.27

ACCOUNT NUMBER / TITLE	ACTUAL 2018-19	ACTUAL 2019-20	ADOPTED 2020-21	PROPOSED 2021-22	APPROVED 2021-22	ADOPTED 2021-22
FUNCTION 1271 REMEDIATION						
112 CLASSIFIED SALARIES	0.00	0.00	0.00	0.00	0.00	0.00
121 SUBSTITUTES-LICENSED	13,113.32	11,814.48	20,398.72	20,398.72	20,398.72	20,398.72
122 SUBSTITUTES-CLASSIFIED	80.00	356.25	725.10	84.94	84.94	84.94
131 EXTRA DUTY	7,342.33	585.60	0.00	0.00	0.00	0.00
211 EMPLOYER CONTRIBUTION	1,076.77	291.98	9.79	9.79	9.79	9.79
212 EMPLOYER PD PERS PU 6.00%	603.69	243.60	1.96	1.96	1.96	1.96
213 PERS UAL	2,797.61	2,319.20	55.03	55.03	55.03	55.03
214 PERS BOND	0.00	0.00	0.00	681.08	681.08	681.08
216 OPSRP	973.18	894.42	19.51	19.51	19.51	19.51
220 FICA	1,529.17	957.22	55.47	55.47	55.47	55.47
231 WORKERS' COMPENSATION	97.67	53.93	147.36	147.36	147.36	147.36
232 UNEMPLOYMENT COMPENSATION	0.00	0.00	0.00	71.04	71.04	71.04
233 FAMILY & MEDICAL LEAVE INSURANCE	0.00	0.00	0.00	28.42	28.42	28.42
242 CLASSIFIED INSURANCE	0.00	52.69	0.00	71.04	71.04	71.04
1271 REMEDIATION	27,613.74	17,569.37	21,412.94	21,624.35	21,624.35	21,624.35

ACCOUNT NUMBER / TITLE	ACTUAL 2018-19	ACTUAL 2019-20	ADOPTED 2020-21	PROPOSED 2021-22	APPROVED 2021-22	ADOPTED 2021-22
FUNCTION 1291 ENGLISH SECOND LANGUAGE						
111 LICENSED SALARIES	308,674.75	301,987.42	315,431.50	332,519.00	332,519.00	332,519.00
112 CLASSIFIED SALARIES	264,833.45	293,626.42	307,071.70	320,456.08	320,456.08	320,456.08
114 CONFIDENTIAL/SUPERVISORY	0.00	10,589.59	0.00	0.00	0.00	0.00
121 SUBSTITUTES-LICENSED	15,927.38	7,328.88	12,118.79	6,680.49	6,680.49	6,680.49
122 SUBSTITUTES-CLASSIFIED	20,125.90	5,446.91	10,664.63	11,662.02	11,662.02	11,662.02
131 EXTRA DUTY	13,467.85	11,186.14	0.00	0.00	0.00	0.00
211 EMPLOYER CONTRIBUTION	11,706.92	4,608.83	11,015.66	6,995.70	6,995.70	6,995.70
212 EMPLOYER PD PERS PU 6.00%	31,643.61	34,782.56	37,718.01	39,833.56	39,833.56	39,833.56
213 PERS UAL	73,842.07	106,567.39	116,063.95	42,321.02	42,321.02	42,321.02
214 PERS BOND	0.00	0.00	0.00	79,865.42	79,865.42	79,865.42
216 OPSRP	35,817.59	46,443.89	46,945.51	32,433.46	32,433.46	32,433.46
220 FICA	45,936.74	46,356.48	49,719.43	53,270.98	53,270.98	53,270.98
231 WORKERS' COMPENSATION	3,031.61	3,008.90	5,017.15	5,570.82	5,570.82	5,570.82
232 UNEMPLOYMENT COMPENSATION	0.00	0.00	0.00	3,481.76	3,481.76	3,481.76
233 FAMILY & MEDICAL LEAVE INSURANCE	0.00	0.00	0.00	1,392.71	1,392.71	1,392.71
241 LICENSED INSURANCE	97,315.93	106,956.67	100,558.26	102,569.43	102,569.43	102,569.43
242 CLASSIFIED INSURANCE	90,404.41	85,266.71	78,761.95	78,761.95	78,761.95	78,761.95
244 ADMIN/CONFID INSURANCE	0.00	9,586.38	0.00	0.00	0.00	0.00
246 DISTRICT PD TSA--LICENSED	3,210.10	2,537.16	2,674.57	2,819.44	2,819.44	2,819.44
247 DISTRICT PD TSA--CLASSIFI	1,192.55	1,876.82	1,966.08	2,036.49	2,036.49	2,036.49
248 DISTRICT PD TSA--SUPV/CON	0.00	1,250.00	0.00	0.00	0.00	0.00
312 INST PROGRAM IMP SERVICES	0.00	0.00	20,000.00	20,000.00	20,000.00	20,000.00
341 TRAVEL, LOCAL IN DISTRICT	0.00	0.00	100.00	0.00	0.00	0.00
342 TRAVEL, OUT OF DISTRICT	0.00	0.00	300.00	0.00	0.00	0.00
410 SUPPLIES AND MATERIALS	1,265.62	1,051.48	3,000.00	500.00	500.00	500.00
440 PERIODICALS	0.00	0.00	0.00	0.00	0.00	0.00
460 NON-CONSUMABLE ITEMS	335.31	0.00	800.00	0.00	0.00	0.00
470 COMPUTER SOFTWARE	140.00	0.00	0.00	0.00	0.00	0.00
480 COMPUTER HARDWARE	0.00	0.00	10,000.00	0.00	0.00	0.00
640 DUES & FEES	0.00	71.50	0.00	100.00	100.00	100.00
1291 ENGLISH SECOND LANGUAGE	1,018,871.79	1,080,530.13	1,129,927.19	1,143,270.33	1,143,270.33	1,143,270.33

ACCOUNT NUMBER / TITLE	ACTUAL 2018-19	ACTUAL 2019-20	ADOPTED 2020-21	PROPOSED 2021-22	APPROVED 2021-22	ADOPTED 2021-22
FUNCTION 1460 SUMMER SCHOOL						
121 SUBSTITUTES-LICENSED	0.00	0.00	25,712.46	0.00	0.00	0.00
123 TEMPORARY-LICENSED	40,341.70	25,273.24	0.00	0.00	0.00	0.00
124 TEMPORARY-CLASSIFIED	2,154.84	3,426.06	0.00	0.00	0.00	0.00
131 EXTRA DUTY	0.00	0.00	0.00	0.00	0.00	0.00
211 EMPLOYER CONTRIBUTION	3,099.36	1,156.93	0.00	0.00	0.00	0.00
212 EMPLOYER PD PERS PU 6.00%	1,902.17	1,397.94	0.00	0.00	0.00	0.00
213 PERS UAL	6,335.80	4,824.83	732.81	732.81	732.81	732.81
214 PERS BOND	0.00	0.00	0.00	0.00	0.00	0.00
216 OPSRP	1,585.68	1,527.62	1,198.20	1,198.20	1,198.20	1,198.20
220 FICA	3,367.43	2,195.36	1,967.00	1,967.00	1,967.00	1,967.00
231 WORKERS' COMPENSATION	177.21	127.34	205.70	205.70	205.70	205.70
232 UNEMPLOYMENT COMPENSATION	0.00	0.00	0.00	0.00	0.00	0.00
233 FAMILY & MEDICAL LEAVE INSURANCE	0.00	0.00	0.00	0.00	0.00	0.00
410 SUPPLIES AND MATERIALS	0.00	0.00	0.00	0.00	0.00	0.00
1460 SUMMER SCHOOL	58,964.19	39,929.32	29,816.17	4,103.71	4,103.71	4,103.71

ACCOUNT NUMBER / TITLE	ACTUAL 2018-19	ACTUAL 2019-20	ADOPTED 2020-21	PROPOSED 2021-22	APPROVED 2021-22	ADOPTED 2021-22
FUNCTION 2114 STUDENT ACCOUNTING SERVICES						
112 CLASSIFIED SALARIES	34,071.80	33,862.32	36,260.80	38,084.32	38,084.32	38,084.32
122 SUBSTITUTES-CLASSIFIED	0.00	0.00	0.00	0.00	0.00	0.00
211 EMPLOYER CONTRIBUTION	0.00	0.00	0.00	0.00	0.00	0.00
212 EMPLOYER PD PERS PU 6.00%	2,044.29	2,031.76	2,175.65	2,285.06	2,285.06	2,285.06
213 PERS UAL	4,718.94	6,156.13	6,592.21	2,406.93	2,406.93	2,406.93
214 PERS BOND	0.00	0.00	0.00	4,516.80	4,516.80	4,516.80
216 OPSRP	2,732.58	2,844.44	3,045.91	2,109.87	2,109.87	2,109.87
220 FICA	2,465.44	2,540.87	2,773.95	2,913.45	2,913.45	2,913.45
231 WORKERS' COMPENSATION	173.16	167.09	290.09	304.67	304.67	304.67
232 UNEMPLOYMENT COMPENSATION	0.00	0.00	0.00	190.42	190.42	190.42
233 FAMILY & MEDICAL LEAVE INSURANCE	0.00	0.00	0.00	76.17	76.17	76.17
242 CLASSIFIED INSURANCE	10,615.31	10,027.14	0.00	0.00	0.00	0.00
247 DISTRICT PD TSA--CLASSIFI	0.00	0.00	0.00	0.00	0.00	0.00
2114 STUDENT ACCOUNTING SERVICES	56,821.52	57,629.75	51,138.61	52,887.70	52,887.70	52,887.70

ACCOUNT NUMBER / TITLE	ACTUAL 2018-19	ACTUAL 2019-20	ADOPTED 2020-21	PROPOSED 2021-22	APPROVED 2021-22	ADOPTED 2021-22
FUNCTION 2210						
112 CLASSIFIED SALARIES	0.00	0.00	0.00	0.00	0.00	0.00
113 ADMINISTRATORS	0.00	0.00	0.00	0.00	0.00	0.00
114 CONFIDENTIAL/SUPERVISORY	0.00	0.00	0.00	0.00	0.00	0.00
121 SUBSTITUTES-LICENSED	0.00	0.00	0.00	0.00	0.00	0.00
122 SUBSTITUTES-CLASSIFIED	0.00	0.00	0.00	0.00	0.00	0.00
131 EXTRA DUTY	0.00	7,989.25	0.00	0.00	0.00	0.00
190 TRAVEL STIPEND	0.00	0.00	0.00	0.00	0.00	0.00
211 EMPLOYER CONTRIBUTION	0.00	222.70	0.00	0.00	0.00	0.00
212 EMPLOYER PD PERS PU 6.00%	0.00	450.17	0.00	0.00	0.00	0.00
213 PERS UAL	0.00	1,380.73	0.00	0.00	0.00	0.00
214 PERS BOND	0.00	0.00	0.00	0.00	0.00	0.00
216 OPSRP	0.00	502.75	0.00	0.00	0.00	0.00
220 FICA	0.00	617.14	0.00	0.00	0.00	0.00
231 WORKERS' COMPENSATION	0.00	43.05	0.00	0.00	0.00	0.00
232 UNEMPLOYMENT COMPENSATION	0.00	0.00	0.00	0.00	0.00	0.00
233 FAMILY & MEDICAL LEAVE INSURANCE	0.00	0.00	0.00	0.00	0.00	0.00
242 CLASSIFIED INSURANCE	0.00	-3,109.48	0.00	0.00	0.00	0.00
244 ADMIN/CONFID INSURANCE	0.00	0.00	0.00	0.00	0.00	0.00
245 DISTRICT PD TSA	0.00	0.00	0.00	0.00	0.00	0.00
247 DISTRICT PD TSA--CLASSIFI	0.00	0.00	0.00	0.00	0.00	0.00
248 DISTRICT PD TSA--SUPV/CON	0.00	0.00	0.00	0.00	0.00	0.00
311 INSTRUCTION SERVICES	0.00	0.00	0.00	0.00	0.00	0.00
312 INST PROGRAM IMP SERVICES	0.00	49.00	0.00	0.00	0.00	0.00
316 DATA PROCESSING SERVICES	0.00	0.00	0.00	0.00	0.00	0.00
319 OTHER INST, PROF & TECH	0.00	0.00	0.00	0.00	0.00	0.00
324 RENTALS	0.00	0.00	0.00	0.00	0.00	0.00
341 TRAVEL, LOCAL IN DISTRICT	0.00	0.00	0.00	0.00	0.00	0.00
342 TRAVEL, OUT OF DISTRICT	0.00	0.00	0.00	0.00	0.00	0.00
353 POSTAGE	0.00	0.00	0.00	0.00	0.00	0.00
640 DUES & FEES	0.00	0.00	0.00	0.00	0.00	0.00
2210	0.00	8,145.31	0.00	0.00	0.00	0.00

ACCOUNT NUMBER / TITLE	ACTUAL 2018-19	ACTUAL 2019-20	ADOPTED 2020-21	PROPOSED 2021-22	APPROVED 2021-22	ADOPTED 2021-22
FUNCTION 2211 CURRICULUM IMPROVEMENT						
112 CLASSIFIED SALARIES	8,198.40	9,596.38	9,976.96	10,170.84	10,170.84	10,170.84
113 ADMINISTRATORS	237,217.00	254,396.60	268,160.04	273,523.20	273,523.20	273,523.20
114 CONFIDENTIAL/SUPERVISORY	52,558.81	56,153.80	58,888.94	60,585.76	60,585.76	60,585.76
121 SUBSTITUTES-LICENSED	3,961.76	187.92	367.24	367.24	367.24	367.24
122 SUBSTITUTES-CLASSIFIED	37.70	0.00	210.08	210.08	210.08	210.08
131 EXTRA DUTY	2,737.97	10,712.77	8,024.00	8,024.00	8,024.00	8,024.00
190 TRAVEL STIPEND	6,000.00	6,000.00	6,120.00	6,120.00	6,120.00	6,120.00
211 EMPLOYER CONTRIBUTION	17,936.91	19,890.23	20,166.65	12,860.67	12,860.67	12,860.67
212 EMPLOYER PD PERS PU 6.00%	18,825.76	20,497.36	21,168.96	21,615.98	21,615.98	21,615.98
213 PERS UAL	43,613.07	62,114.98	64,173.95	22,864.36	22,864.36	22,864.36
214 PERS BOND	0.00	0.00	0.00	42,907.68	42,907.68	42,907.68
216 OPSRP	14,476.78	16,636.57	17,420.27	11,805.56	11,805.56	11,805.56
220 FICA	24,241.83	25,646.66	27,250.26	28,106.92	28,106.92	28,106.92
231 WORKERS' COMPENSATION	1,517.36	1,657.91	2,846.76	2,939.29	2,939.29	2,939.29
232 UNEMPLOYMENT COMPENSATION	0.00	0.00	0.00	1,837.05	1,837.05	1,837.05
233 FAMILY & MEDICAL LEAVE INSURANCE	0.00	0.00	0.00	734.82	734.82	734.82
242 CLASSIFIED INSURANCE	4,389.34	4,478.24	4,844.00	4,844.00	4,844.00	4,844.00
244 ADMIN/CONFID INSURANCE	56,087.79	57,200.35	59,181.72	57,578.55	57,578.55	57,578.55
245 DISTRICT PD TSA	9,600.00	9,600.00	9,600.00	9,600.00	9,600.00	9,600.00
247 DISTRICT PD TSA--CLASSIFI	147.60	245.43	249.42	254.27	254.27	254.27
248 DISTRICT PD TSA--SUPV/CON	2,850.10	2,850.00	2,850.00	2,850.00	2,850.00	2,850.00
311 INSTRUCTION SERVICES	3,350.00	2,475.00	0.00	0.00	0.00	0.00
312 INST PROGRAM IMP SERVICES	864.00	941.00	6,000.00	6,000.00	6,000.00	6,000.00
316 DATA PROCESSING SERVICES	14,175.00	23,346.25	15,000.00	15,000.00	15,000.00	15,000.00
319 OTHER INST, PROF & TECH	0.00	0.00	3,500.00	3,500.00	3,500.00	3,500.00
324 RENTALS	449.90	374.84	1,000.00	1,000.00	1,000.00	1,000.00
341 TRAVEL, LOCAL IN DISTRICT	30.35	19.49	250.00	0.00	0.00	0.00
342 TRAVEL, OUT OF DISTRICT	800.43	291.76	0.00	0.00	0.00	0.00
353 POSTAGE	0.00	0.00	150.00	150.00	150.00	150.00
386 DATA PROCESSING SERVICES	4,990.00	4,990.00	5,000.00	5,000.00	5,000.00	5,000.00
389 NON INSTRUCTION PROF/TECH	0.00	50.00	0.00	0.00	0.00	0.00
410 SUPPLIES AND MATERIALS	1,847.21	9,052.35	7,000.00	7,000.00	7,000.00	7,000.00
460 NON-CONSUMABLE ITEMS	148.25	2,444.22	2,500.00	2,500.00	2,500.00	2,500.00
470 COMPUTER SOFTWARE	5,939.90	2,503.40	5,500.00	5,500.00	5,500.00	5,500.00

ACCOUNT NUMBER / TITLE	ACTUAL 2018-19	ACTUAL 2019-20	ADOPTED 2020-21	PROPOSED 2021-22	APPROVED 2021-22	ADOPTED 2021-22
FUNCTION 2211 CURRICULUM IMPROVEMENT						
480 COMPUTER HARDWARE	0.00	0.00	2,000.00	2,000.00	2,000.00	2,000.00
640 DUES & FEES	0.00	0.00	300.00	300.00	300.00	300.00
2211 CURRICULUM IMPROVEMENT	536,993.22	604,353.51	629,699.25	627,750.26	627,750.26	627,750.26

ACCOUNT NUMBER / TITLE	ACTUAL 2018-19	ACTUAL 2019-20	ADOPTED 2020-21	PROPOSED 2021-22	APPROVED 2021-22	ADOPTED 2021-22
FUNCTION 2230 ASSESSMENT AND TESTING						
111 LICENSED SALARIES	0.00	0.00	0.00	0.00	0.00	0.00
112 CLASSIFIED SALARIES	602.60	0.00	0.00	0.00	0.00	0.00
121 SUBSTITUTES-LICENSED	937.70	1,127.52	7,206.42	7,206.42	7,206.42	7,206.42
122 SUBSTITUTES-CLASSIFIED	535.46	0.00	340.00	340.00	340.00	340.00
131 EXTRA DUTY	1,536.42	3,282.54	2,500.00	2,500.00	2,500.00	2,500.00
211 EMPLOYER CONTRIBUTION	27.39	163.53	53.10	60.40	60.40	60.40
212 EMPLOYER PD PERS PU 6.00%	117.63	195.36	11.02	22.35	22.35	22.35
213 PERS UAL	307.51	728.50	225.41	225.41	225.41	225.41
214 PERS BOND	0.00	0.00	0.00	75.67	75.67	75.67
216 OPSRP	161.61	237.41	71.83	92.08	92.08	92.08
220 FICA	262.98	324.08	168.56	289.31	289.31	289.31
231 WORKERS' COMPENSATION	18.28	20.24	0.00	12.63	12.63	12.63
232 UNEMPLOYMENT COMPENSATION	0.00	0.00	0.00	7.89	7.89	7.89
233 FAMILY & MEDICAL LEAVE INSURANCE	0.00	0.00	0.00	3.16	3.16	3.16
241 LICENSED INSURANCE	0.00	0.00	0.00	0.00	0.00	0.00
242 CLASSIFIED INSURANCE	283.14	0.00	0.00	0.00	0.00	0.00
246 DISTRICT PD TSA--LICENSED	0.00	0.00	0.00	0.00	0.00	0.00
247 DISTRICT PD TSA--CLASSIFI	5.04	0.00	0.00	0.00	0.00	0.00
312 INST PROGRAM IMP SERVICES	0.00	0.00	0.00	0.00	0.00	0.00
316 DATA PROCESSING SERVICES	11,923.00	9,631.00	8,000.00	8,000.00	8,000.00	8,000.00
319 OTHER INST, PROF & TECH	0.00	2,376.00	3,000.00	3,000.00	3,000.00	3,000.00
342 TRAVEL, OUT OF DISTRICT	0.00	119.00	0.00	0.00	0.00	0.00
389 NON INSTRUCTION PROF/TECH	0.00	0.00	0.00	0.00	0.00	0.00
410 SUPPLIES AND MATERIALS	240.31	4,138.47	14,000.00	14,000.00	14,000.00	14,000.00
460 NON-CONSUMABLE ITEMS	109.09	735.39	0.00	0.00	0.00	0.00
470 COMPUTER SOFTWARE	0.00	0.00	0.00	0.00	0.00	0.00
480 COMPUTER HARDWARE	0.00	0.00	0.00	0.00	0.00	0.00
640 DUES & FEES	0.00	119.00	0.00	0.00	0.00	0.00
2230 ASSESSMENT AND TESTING	17,068.16	23,198.04	35,576.34	35,835.31	35,835.31	35,835.31

ACCOUNT NUMBER / TITLE	ACTUAL 2018-19	ACTUAL 2019-20	ADOPTED 2020-21	PROPOSED 2021-22	APPROVED 2021-22	ADOPTED 2021-22
FUNCTION 2240 STAFF DEVELOPMENT						
112 CLASSIFIED SALARIES	0.00	0.00	0.00	0.00	0.00	0.00
121 SUBSTITUTES-LICENSED	2,521.12	0.00	3,652.80	3,652.80	3,652.80	3,652.80
122 SUBSTITUTES-CLASSIFIED	0.00	0.00	0.00	0.00	0.00	0.00
131 EXTRA DUTY	846.27	1,413.76	8,412.00	8,412.00	8,412.00	8,412.00
211 EMPLOYER CONTRIBUTION	23.49	30.27	496.03	496.03	496.03	496.03
212 EMPLOYER PD PERS PU 6.00%	38.49	63.23	0.00	0.00	0.00	0.00
213 PERS UAL	338.27	191.53	0.00	0.00	0.00	0.00
214 PERS BOND	0.00	0.00	0.00	0.00	0.00	0.00
216 OPSRP	181.66	70.12	0.00	0.00	0.00	0.00
220 FICA	254.91	106.47	505.27	505.27	505.27	505.27
231 WORKERS' COMPENSATION	16.12	7.91	52.84	52.84	52.84	52.84
232 UNEMPLOYMENT COMPENSATION	0.00	0.00	0.00	0.00	0.00	0.00
233 FAMILY & MEDICAL LEAVE INSURANCE	0.00	0.00	0.00	0.00	0.00	0.00
242 CLASSIFIED INSURANCE	0.00	42.50	0.00	0.00	0.00	0.00
247 DISTRICT PD TSA--CLASSIFI	0.00	0.00	0.00	0.00	0.00	0.00
311 INSTRUCTION SERVICES	0.00	0.00	0.00	0.00	0.00	0.00
312 INST PROGRAM IMP SERVICES	312.50	3,000.00	10,000.00	10,000.00	10,000.00	10,000.00
319 OTHER INST, PROF & TECH	0.00	0.00	2,000.00	2,000.00	2,000.00	2,000.00
324 RENTALS	475.00	0.00	0.00	0.00	0.00	0.00
341 TRAVEL, LOCAL IN DISTRICT	0.00	247.94	0.00	0.00	0.00	0.00
342 TRAVEL, OUT OF DISTRICT	6,128.82	262.38	3,000.00	0.00	0.00	0.00
389 NON INSTRUCTION PROF/TECH	0.00	11,968.75	6,000.00	6,000.00	6,000.00	6,000.00
410 SUPPLIES AND MATERIALS	3,556.65	1,434.56	3,328.00	3,328.00	3,328.00	3,328.00
460 NON-CONSUMABLE ITEMS	338.62	534.22	0.00	0.00	0.00	0.00
470 COMPUTER SOFTWARE	0.00	384.00	0.00	0.00	0.00	0.00
2240 STAFF DEVELOPMENT	15,031.92	19,757.64	37,446.94	34,446.94	34,446.94	34,446.94

Administration Tab goes Here

BACK OF TAB

ACCOUNT NUMBER / TITLE	ACTUAL 2018-19	ACTUAL 2019-20	ADOPTED 2020-21	PROPOSED 2021-22	APPROVED 2021-22	ADOPTED 2021-22
FUNCTION 2115 STUDENT SAFETY						
311 INSTRUCTION SERVICES	114,726.00	122,106.00	118,339.00	125,000.00	125,000.00	125,000.00
2115 STUDENT SAFETY	114,726.00	122,106.00	118,339.00	125,000.00	125,000.00	125,000.00

ACCOUNT NUMBER / TITLE	ACTUAL 2018-19	ACTUAL 2019-20	ADOPTED 2020-21	PROPOSED 2021-22	APPROVED 2021-22	ADOPTED 2021-22
FUNCTION 2310 BOARD OF EDUCATION						
312 INST PROGRAM IMP SERVICES	0.00	0.00	0.00	30,000.00	30,000.00	30,000.00
342 TRAVEL, OUT OF DISTRICT	11,584.49	17,005.93	30,000.00	30,000.00	30,000.00	30,000.00
351 TELEPHONE	0.00	34.80	0.00	0.00	0.00	0.00
354 ADVERTISING	1,645.00	505.00	1,500.00	1,000.00	1,000.00	1,000.00
381 AUDIT SERVICES	53,522.00	46,010.00	56,000.00	66,000.00	66,000.00	66,000.00
382 LEGAL SERVICES	19,186.00	13,945.50	30,000.00	15,000.00	15,000.00	15,000.00
384 NEGOTIATION SERVICES	33,449.41	34,034.77	34,715.45	35,410.00	35,410.00	35,410.00
388 ELECTION SERVICES	6,318.48	0.00	8,500.00	8,500.00	8,500.00	8,500.00
389 NON INSTRUCTION PROF/TECH	65,837.46	69,552.35	75,000.00	125,000.00	125,000.00	125,000.00
410 SUPPLIES AND MATERIALS	1,608.51	628.08	1,000.00	1,000.00	1,000.00	1,000.00
460 NON-CONSUMABLE ITEMS	466.57	447.98	200.00	200.00	200.00	200.00
640 DUES & FEES	10,652.25	10,158.25	11,500.00	11,400.00	11,400.00	11,400.00
652 FIDELITY BOND PREMIUMS	4,146.00	4,348.00	5,000.00	5,000.00	5,000.00	5,000.00
655 JUDGE SETTLE AGAINST DIST	600.56	1,121.50	0.00	0.00	0.00	0.00
670 TAXES AND LICENSES	760.19	878.18	1,000.00	1,000.00	1,000.00	1,000.00
2310 BOARD OF EDUCATION	209,776.92	198,670.34	254,415.45	329,510.00	329,510.00	329,510.00

ACCOUNT NUMBER / TITLE	ACTUAL 2018-19	ACTUAL 2019-20	ADOPTED 2020-21	PROPOSED 2021-22	APPROVED 2021-22	ADOPTED 2021-22
FUNCTION 2321 OFFICE OF SUPERINTENDENT						
112 CLASSIFIED SALARIES	17,766.18	18,103.08	19,388.00	20,383.60	20,383.60	20,383.60
113 ADMINISTRATORS	160,684.09	160,328.00	163,534.56	163,534.56	163,534.56	163,534.56
114 CONFIDENTIAL/SUPERVISORY	64,794.00	68,766.60	71,517.30	75,565.68	75,565.68	75,565.68
122 SUBSTITUTES-CLASSIFIED	1,052.01	0.00	1,050.38	1,050.38	1,050.38	1,050.38
131 EXTRA DUTY	1,863.40	40,130.69	0.00	0.00	0.00	0.00
190 TRAVEL STIPEND	7,200.00	8,400.00	8,568.00	8,568.00	8,568.00	8,568.00
211 EMPLOYER CONTRIBUTION	22,406.29	28,926.90	24,851.38	15,303.59	15,303.59	15,303.59
212 EMPLOYER PD PERS PU 6.00%	14,630.62	17,653.27	16,248.47	16,567.44	16,567.44	16,567.44
213 PERS UAL	33,772.28	53,489.17	49,232.87	17,449.93	17,449.93	17,449.93
214 PERS BOND	0.00	0.00	0.00	32,769.57	32,769.57	32,769.57
216 OPSRP	6,095.68	7,170.39	7,888.05	5,485.27	5,485.27	5,485.27
220 FICA	17,004.49	17,167.24	20,716.80	21,188.11	21,188.11	21,188.11
231 WORKERS' COMPENSATION	1,220.78	1,413.40	2,166.46	2,215.75	2,215.75	2,215.75
232 UNEMPLOYMENT COMPENSATION	0.00	0.00	0.00	1,384.84	1,384.84	1,384.84
233 FAMILY & MEDICAL LEAVE INSURANCE	0.00	0.00	0.00	553.94	553.94	553.94
242 CLASSIFIED INSURANCE	12,364.00	13,998.00	14,532.00	14,532.00	14,532.00	14,532.00
244 ADMIN/CONFID INSURANCE	37,869.28	38,869.48	40,123.20	39,011.82	39,011.82	39,011.82
245 DISTRICT PD TSA	12,000.00	12,000.00	4,800.00	4,800.00	4,800.00	4,800.00
247 DISTRICT PD TSA--CLASSIFI	186.86	0.00	0.00	0.00	0.00	0.00
248 DISTRICT PD TSA--SUPV/CON	3,000.00	3,000.00	3,000.00	3,000.00	3,000.00	3,000.00
312 INST PROGRAM IMP SERVICES	30,000.00	30,000.00	30,000.00	0.00	0	0.00
318 PROF & IMP COSTS NON-INST	0.00	0.00	350.00	350.00	350.00	350.00
322 REPAIRS & MAINTENANCE	0.00	0.00	500.00	500.00	500.00	500.00
324 RENTALS	6,359.47	3,062.21	8,000.00	6,500.00	6,500.00	6,500.00
342 TRAVEL, OUT OF DISTRICT	4,681.80	2,882.85	5,000.00	5,000.00	5,000.00	5,000.00
353 POSTAGE	7,324.29	20,878.70	15,000.00	8,000.00	8,000.00	8,000.00
389 NON INSTRUCTION PROF/TECH	8,942.66	13,049.26	8,000.00	60,000.00	60000	60,000.00
410 SUPPLIES AND MATERIALS	6,521.12	10,801.50	10,000.00	10,000.00	10,000.00	10,000.00
440 PERIODICALS	296.40	296.40	350.00	350.00	350.00	350.00
460 NON-CONSUMABLE ITEMS	4,314.93	740.46	3,000.00	3,000.00	3,000.00	3,000.00
470 COMPUTER SOFTWARE	336.00	336.00	500.00	500.00	500.00	500.00
640 DUES & FEES	27,846.15	5,115.62	5,000.00	5,000.00	5000	5,000.00
2321 OFFICE OF SUPERINTENDENT	510,532.78	576,579.22	533,317.47	542,564.49	542,564.49	542,564.49

ACCOUNT NUMBER / TITLE	ACTUAL 2018-19	ACTUAL 2019-20	ADOPTED 2020-21	PROPOSED 2021-22	APPROVED 2021-22	ADOPTED 2021-22
FUNCTION 2410 OFFICE OF THE PRINCIPAL						
131 EXTRA DUTY	0.00	0.00	0.00	0.00	0.00	0.00
220 FICA	0.00	0.00	0.00	0.00	0.00	0.00
231 WORKERS' COMPENSATION	0.00	0.00	0.00	0.00	0.00	0.00
318 PROF & IMP COSTS NON-INST	12,407.00	19,277.82	24,000.00	24,000.00	24,000.00	24,000.00
342 TRAVEL, OUT OF DISTRICT	0.00	0.00	0.00	0.00	0.00	0.00
640 DUES & FEES	18,830.00	19,475.00	23,000.00	23,000.00	23,000.00	23,000.00
2410 OFFICE OF THE PRINCIPAL	31,237.00	38,752.82	47,000.00	47,000.00	47,000.00	47,000.00

All schools tab goes here

BACK OF TAB

ACCOUNT NUMBER / TITLE	ACTUAL 2018-19	ACTUAL 2019-20	ADOPTED 2020-21	PROPOSED 2021-22	APPROVED 2021-22	ADOPTED 2021-22
FUNCTION 2214 MULTI CULTURAL EQUITY						
112 CLASSIFIED SALARIES	0.00	0.00	0.00	0.00	0.00	0.00
114 CONFIDENTIAL/SUPERVISORY	90,631.00	104,160.60	108,327.06	110,493.54	110,493.54	110,493.54
122 SUBSTITUTES-CLASSIFIED	45.75	0.00	145.51	145.51	145.51	145.51
131 EXTRA DUTY	16,941.76	25,476.39	0.00	0.00	0.00	0.00
190 TRAVEL STIPEND	3,000.00	3,000.00	3,060.00	3,060.00	3,060.00	3,060.00
211 EMPLOYER CONTRIBUTION	83.44	226.79	0.00	0.07	0.07	0.07
212 EMPLOYER PD PERS PU 6.00%	6,521.76	7,758.45	7,022.73	7,101.92	7,101.92	7,101.92
213 PERS UAL	15,105.18	23,526.20	21,122.81	7,480.64	7,480.64	7,480.64
214 PERS BOND	0.00	0.00	0.00	14,039.06	14,039.06	14,039.06
216 OPSRP	8,671.75	10,732.61	9,759.71	6,556.94	6,556.94	6,556.94
220 FICA	8,332.84	9,943.70	8,888.31	9,057.76	9,057.76	9,057.76
231 WORKERS' COMPENSATION	538.91	640.38	929.50	947.22	947.22	947.22
232 UNEMPLOYMENT COMPENSATION	0.00	0.00	0.00	592.01	592.01	592.01
233 FAMILY & MEDICAL LEAVE INSURANCE	0.00	0.00	0.00	236.80	236.80	236.80
242 CLASSIFIED INSURANCE	0.00	620.95	0.00	0.00	0.00	0.00
244 ADMIN/CONFID INSURANCE	19,035.66	19,168.46	20,061.60	19,471.51	19,471.51	19,471.51
245 DISTRICT PD TSA	4,800.00	4,800.00	0.00	0.00	0.00	0.00
248 DISTRICT PD TSA--SUPV/CON	0.00	0.00	4,800.00	4,800.00	4,800.00	4,800.00
311 INSTRUCTION SERVICES	2,464.28	932.20	3,000.00	3,000.00	3,000.00	3,000.00
319 OTHER INST, PROF & TECH	19,066.14	15,149.59	28,000.00	28,000.00	28,000.00	28,000.00
342 TRAVEL, OUT OF DISTRICT	2,347.20	1,472.00	2,000.00	2,000.00	2,000.00	2,000.00
389 NON INSTRUCTION PROF/TECH	290.50	0.00	0.00	0.00	0.00	0.00
410 SUPPLIES AND MATERIALS	1,024.84	485.84	4,000.00	4,000.00	4,000.00	4,000.00
460 NON-CONSUMABLE ITEMS	50.00	336.93	0.00	0.00	0.00	0.00
470 COMPUTER SOFTWARE	0.00	0.00	0.00	0.00	0.00	0.00
640 DUES & FEES	6,500.00	4,827.84	10,000.00	10,000.00	10,000.00	10,000.00
2214 MULTI CULTURAL EQUITY	205,451.01	233,258.93	231,117.23	230,982.99	230,982.99	230,982.99

ACCOUNT NUMBER / TITLE	ACTUAL 2018-19	ACTUAL 2019-20	ADOPTED 2020-21	PROPOSED 2021-22	APPROVED 2021-22	ADOPTED 2021-22
FUNCTION 2510 DIRECTION OF BUSINESS SUPPORT SERVICES						
113 ADMINISTRATORS	122,703.00	127,917.00	130,475.34	133,085.52	133,085.52	133,085.52
190 TRAVEL STIPEND	3,000.00	3,000.00	3,060.00	3,060.00	3,060.00	3,060.00
211 EMPLOYER CONTRIBUTION	0.00	0.00	0.00	0.00	0.00	0.00
212 EMPLOYER PD PERS PU 6.00%	7,542.21	7,855.08	8,300.12	8,456.73	8,456.73	8,456.73
213 PERS UAL	17,409.84	23,800.69	25,149.36	8,907.76	8,907.76	8,907.76
214 PERS BOND	0.00	0.00	0.00	16,716.14	16,716.14	16,716.14
216 OPSRP	10,081.42	10,997.04	11,620.17	7,808.38	7,808.38	7,808.38
220 FICA	9,501.24	9,881.04	10,582.65	10,782.33	10,782.33	10,782.33
231 WORKERS' COMPENSATION	599.14	623.52	1,106.68	1,127.56	1,127.56	1,127.56
232 UNEMPLOYMENT COMPENSATION	0.00	0.00	0.00	704.73	704.73	704.73
233 FAMILY & MEDICAL LEAVE INSURANCE	0.00	0.00	0.00	281.89	281.89	281.89
244 ADMIN/CONFID INSURANCE	19,035.66	19,168.46	20,061.60	19,471.51	19,471.51	19,471.51
245 DISTRICT PD TSA	4,800.00	4,800.00	0.00	0.00	0.00	0.00
248 DISTRICT PD TSA--SUPV/CON	0.00	0.00	4,800.00	4,800.00	4,800.00	4,800.00
342 TRAVEL, OUT OF DISTRICT	2,600.92	1,623.40	2,100.00	2,100.00	2,100.00	2,100.00
359 OTHER COMMUNICATION SERV	680.20	0.00	0.00	0.00	0.00	0.00
389 NON INSTRUCTION PROF/TECH	0.00	61,877.95	0.00	0.00	0.00	0.00
410 SUPPLIES AND MATERIALS	399.60	1,537.59	1,000.00	1,000.00	1,000.00	1,000.00
460 NON-CONSUMABLE ITEMS	0.00	5,740.00	0.00	0.00	0.00	0.00
640 DUES & FEES	2,798.73	5,400.00	490.00	490.00	490.00	490.00
2510 DIRECTION OF BUSINESS SUPPORT SEF	201,151.96	284,221.77	218,745.93	218,792.56	218,792.56	218,792.56

ACCOUNT NUMBER / TITLE	ACTUAL 2018-19	ACTUAL 2019-20	ADOPTED 2020-21	PROPOSED 2021-22	APPROVED 2021-22	ADOPTED 2021-22
FUNCTION 2520 BUSINESS SERVICES						
112 CLASSIFIED SALARIES	67,126.53	64,712.60	67,281.60	68,623.04	68,623.04	68,623.04
114 CONFIDENTIAL/SUPERVISORY	175,838.43	192,500.56	203,957.16	208,036.14	208,036.14	208,036.14
121 SUBSTITUTES-LICENSED	0.00	0.00	0.00	0.00	0.00	0.00
122 SUBSTITUTES-CLASSIFIED	0.00	0.00	3,000.00	3,000.00	3,000.00	3,000.00
131 EXTRA DUTY	3,057.41	1,960.36	0.00	0.00	0.00	0.00
190 TRAVEL STIPEND	0.00	0.00	0.00	0.00	0.00	0.00
199 DOM PARTNER INS VALUE	0.00	0.00	0.00	0.00	0.00	0.00
211 EMPLOYER CONTRIBUTION	6,397.69	6,786.38	8,577.23	4,755.61	4,755.61	4,755.61
212 EMPLOYER PD PERS PU 6.00%	13,985.83	15,550.38	16,847.31	17,173.19	17,173.19	17,173.19
213 PERS UAL	32,313.27	47,117.78	51,047.34	18,089.10	18,089.10	18,089.10
214 PERS BOND	0.00	0.00	0.00	33,945.68	33,945.68	33,945.68
216 OPSRP	14,853.99	17,654.59	19,053.66	12,810.79	12,810.79	12,810.79
220 FICA	18,163.92	18,999.30	21,480.32	21,895.82	21,895.82	21,895.82
231 WORKERS' COMPENSATION	794.43	1,262.33	2,246.31	2,289.76	2,289.76	2,289.76
232 UNEMPLOYMENT COMPENSATION	0.00	0.00	0.00	1,431.10	1,431.10	1,431.10
233 FAMILY & MEDICAL LEAVE INSURANCE	0.00	0.00	0.00	572.44	572.44	572.44
241 LICENSED INSURANCE	0.00	0.00	0.00	0.00	0.00	0.00
242 CLASSIFIED INSURANCE	27,981.33	29,146.86	30,328.00	30,328.00	30,328.00	30,328.00
244 ADMIN/CONFID INSURANCE	53,785.21	57,782.71	60,184.80	58,414.54	58,414.54	58,414.54
245 DISTRICT PD TSA	0.00	0.00	0.00	0.00	0.00	0.00
246 DISTRICT PD TSA--LICENSED	0.00	0.00	0.00	0.00	0.00	0.00
247 DISTRICT PD TSA--CLASSIFI	1,258.83	1,664.22	549.68	560.68	560.68	560.68
248 DISTRICT PD TSA--SUPV/CON	9,000.00	9,000.00	9,000.00	9,000.00	9,000.00	9,000.00
270 RETIREE INSURANCE	0.00	0.00	25,000.00	10,000.00	10,000.00	10,000.00
318 PROF & IMP COSTS NON-INST	0.00	205.00	200.00	200.00	200.00	200.00
322 REPAIRS & MAINTENANCE	0.00	0.00	500.00	500.00	500.00	500.00
324 RENTALS	1,817.96	1,755.06	2,100.00	2,100.00	2,100.00	2,100.00
341 TRAVEL, LOCAL IN DISTRICT	0.00	4.97	0.00	0.00	0.00	0.00
342 TRAVEL, OUT OF DISTRICT	6,410.57	822.41	4,000.00	4,000.00	4,000.00	4,000.00
353 POSTAGE	0.00	7.85	50.00	50.00	50.00	50.00
389 NON INSTRUCTION PROF/TECH	5,390.79	35,715.78	4,800.00	4,800.00	4,800.00	4,800.00
410 SUPPLIES AND MATERIALS	3,041.05	2,725.05	5,000.00	5,000.00	5,000.00	5,000.00
430 LIBRARY BOOKS	0.00	0.00	0.00	0.00	0.00	0.00

ACCOUNT NUMBER / TITLE	ACTUAL 2018-19	ACTUAL 2019-20	ADOPTED 2020-21	PROPOSED 2021-22	APPROVED 2021-22	ADOPTED 2021-22
FUNCTION 2520 BUSINESS SERVICES (continued)						
440 PERIODICALS	0.00	0.00	0.00	0.00	0.00	0.00
460 NON-CONSUMABLE ITEMS	7,122.29	137.27	1,500.00	1,500.00	1,500.00	1,500.00
470 COMPUTER SOFTWARE	52,220.78	54,971.38	57,200.68	57,805.96	57,805.96	57,805.96
480 COMPUTER HARDWARE	4,760.56	0.00	1,500.00	1,500.00	1,500.00	1,500.00
550 TECHNOLOGY	0.00	0.00	0.00	0.00	0.00	0.00
621 REGULAR INTEREST	0.00	0.00	0.00	0.00	0.00	0.00
640 DUES & FEES	834.94	378.65	1,250.00	1,250.00	1,250.00	1,250.00
651 LIABILITY INSURANCE	0.00	0.00	0.00	0.00	0.00	0.00
2520 BUSINESS SERVICES	506,155.81	560,861.49	596,654.07	579,631.84	579,631.84	579,631.84

ACCOUNT NUMBER / TITLE	ACTUAL 2018-19	ACTUAL 2019-20	ADOPTED 2020-21	PROPOSED 2021-22	APPROVED 2021-22	ADOPTED 2021-22
FUNCTION 2542 CUSTODIAL						
112 CLASSIFIED SALARIES	0.00	0.00	0.00	0.00	0.00	0.00
122 SUBSTITUTES-CLASSIFIED	0.00	744.29	0.00	0.00	0.00	0.00
124 TEMPORARY-CLASSIFIED	0.00	52,675.25	0.00	0.00	0.00	0.00
131 EXTRA DUTY	0.00	12,082.00	0.00	0.00	0.00	0.00
211 EMPLOYER CONTRIBUTION	0.00	1,766.76	0.00	0.00	0.00	0.00
212 EMPLOYER PD PERS PU 6.00%	0.00	1,358.03	0.00	0.00	0.00	0.00
213 PERS UAL	0.00	5,132.70	0.00	0.00	0.00	0.00
214 PERS BOND	0.00	0.00	0.00	0.00	0.00	0.00
216 OPSRP	0.00	1,424.70	0.00	0.00	0.00	0.00
220 FICA	0.00	4,967.62	0.00	0.00	0.00	0.00
231 WORKERS' COMPENSATION	0.00	928.71	0.00	0.00	0.00	0.00
232 UNEMPLOYMENT COMPENSATION	0.00	0.00	0.00	0.00	0.00	0.00
233 FAMILY & MEDICAL LEAVE INSURANCE	0.00	0.00	0.00	0.00	0.00	0.00
242 CLASSIFIED INSURANCE	0.00	0.00	0.00	0.00	0.00	0.00
244 ADMIN/CONFID INSURANCE	0.00	0.00	0.00	0.00	0.00	0.00
247 DISTRICT PD TSA--CLASSIFI	0.00	0.00	0.00	0.00	0.00	0.00
248 DISTRICT PD TSA--SUPV/CON	0.00	0.00	0.00	0.00	0.00	0.00
322 REPAIRS & MAINTENANCE	0.00	0.00	0.00	0.00	0.00	0.00
324 RENTALS	0.00	0.00	0.00	0.00	0.00	0.00
328 GARBAGE	0.00	0.00	0.00	0.00	0.00	0.00
329 OTHER PROPERTY SERVICES	0.00	0.00	0.00	0.00	0.00	0.00
342 TRAVEL, OUT OF DISTRICT	0.00	0.00	0.00	0.00	0.00	0.00
383 ARCHIT/ENGINEER SERVICES	0.00	0.00	0.00	0.00	0.00	0.00
389 NON INSTRUCTION PROF/TECH	0.00	0.00	0.00	0.00	0.00	0.00
410 SUPPLIES AND MATERIALS	0.00	9,723.86	0.00	0.00	0.00	0.00
460 NON-CONSUMABLE ITEMS	0.00	573.50	0.00	0.00	0.00	0.00
480 COMPUTER HARDWARE	0.00	2,284.78	0.00	0.00	0.00	0.00
640 DUES & FEES	0.00	0.00	0.00	0.00	0.00	0.00
670 TAXES AND LICENSES	0.00	0.00	0.00	0.00	0.00	0.00
2542 CUSTODIAL	0.00	93,662.20	0.00	0.00	0.00	0.00

ACCOUNT NUMBER / TITLE	ACTUAL 2018-19	ACTUAL 2019-20	ADOPTED 2020-21	PROPOSED 2021-22	APPROVED 2021-22	ADOPTED 2021-22
FUNCTION 2543 GROUNDS MAITENANCE						
112 CLASSIFIED SALARIES	94,976.11	95,750.56	99,727.68	103,060.32	103,060.32	103,060.32
122 SUBSTITUTES-CLASSIFIED	0.00	0.00	20,000.00	20,000.00	20,000.00	20,000.00
124 TEMPORARY-CLASSIFIED	0.00	0.00	9,614.93	9,614.93	9,614.93	9,614.93
131 EXTRA DUTY	476.77	0.00	0.00	0.00	0.00	0.00
211 EMPLOYER CONTRIBUTION	6,779.28	7,227.14	12,946.46	4,902.37	4,902.37	4,902.37
212 EMPLOYER PD PERS PU 6.00%	5,727.18	5,508.95	7,580.99	7,811.01	7,811.01	7,811.01
213 PERS UAL	13,220.20	16,692.11	22,970.39	8,227.59	8,227.59	8,227.59
214 PERS BOND	0.00	0.00	0.00	15,439.76	15,439.76	15,439.76
216 OPSRP	3,582.68	3,329.29	5,941.13	4,072.38	4,072.38	4,072.38
220 FICA	7,100.37	6,709.37	9,665.76	9,959.03	9,959.03	9,959.03
231 WORKERS' COMPENSATION	3,011.62	2,898.62	1,010.80	1,041.47	1,041.47	1,041.47
232 UNEMPLOYMENT COMPENSATION	0.00	0.00	0.00	650.92	650.92	650.92
233 FAMILY & MEDICAL LEAVE INSURANCE	0.00	0.00	0.00	260.37	260.37	260.37
242 CLASSIFIED INSURANCE	26,841.15	37,234.45	41,280.00	41,280.00	41,280.00	41,280.00
244 ADMIN/CONFID INSURANCE	0.00	0.00	0.00	0.00	0.00	0.00
247 DISTRICT PD TSA--CLASSIFI	1,888.38	1,329.95	1,356.64	1,382.31	1,382.31	1,382.31
248 DISTRICT PD TSA--SUPV/CON	0.00	0.00	1,356.64	1,382.31	1,382.31	1,382.31
322 REPAIRS & MAINTENANCE	360.00	1,962.07	2,000.00	2,000.00	2,000.00	2,000.00
324 RENTALS	233.60	0.00	0.00	0.00	0.00	0.00
328 GARBAGE	180.14	535.69	10,000.00	10,000.00	10,000.00	10,000.00
329 OTHER PROPERTY SERVICES	80.00	0.00	0.00	0.00	0.00	0.00
342 TRAVEL, OUT OF DISTRICT	20.00	0.00	0.00	0.00	0.00	0.00
383 ARCHIT/ENGINEER SERVICES	0.00	0.00	0.00	0.00	0.00	0.00
389 NON INSTRUCTION PROF/TECH	5,240.60	0.00	2,000.00	2,000.00	2,000.00	2,000.00
410 SUPPLIES AND MATERIALS	20,633.82	19,457.95	25,000.00	25,000.00	25,000.00	25,000.00
460 NON-CONSUMABLE ITEMS	4,048.91	5,480.17	5,000.00	5,000.00	5,000.00	5,000.00
640 DUES & FEES	107.50	115.00	1,000.00	1,000.00	1,000.00	1,000.00
670 TAXES AND LICENSES	503.17	535.99	1,000.00	1,000.00	1,000.00	1,000.00
2543 GROUNDS MAITENANCE	195,011.48	204,767.31	279,451.41	275,084.76	275,084.76	275,084.76

ACCOUNT NUMBER / TITLE	ACTUAL 2018-19	ACTUAL 2019-20	ADOPTED 2020-21	PROPOSED 2021-22	APPROVED 2021-22	ADOPTED 2021-22
FUNCTION 2544 BUILDING OPERATIONS AND MAINTENANCE						
112 CLASSIFIED SALARIES	328,259.08	331,735.63	346,028.64	352,872.08	352,872.08	352,872.08
114 CONFIDENTIAL/SUPERVISORY	99,776.00	103,802.80	107,954.76	110,114.10	110,114.10	110,114.10
122 SUBSTITUTES-CLASSIFIED	102.18	24.04	20,000.00	20,000.00	20,000.00	20,000.00
124 TEMPORARY-CLASSIFIED	43,413.25	0.00	0.00	0.00	0.00	0.00
131 EXTRA DUTY	982.24	0.00	0.00	0.00	0.00	0.00
211 EMPLOYER CONTRIBUTION	12,429.09	11,602.60	26,669.39	7,819.92	7,819.92	7,819.92
212 EMPLOYER PD PERS PU 6.00%	22,732.94	26,133.73	27,714.46	28,262.13	28,262.13	28,262.13
213 PERS UAL	53,308.13	79,185.28	83,974.82	29,769.33	29,769.33	29,769.33
214 PERS BOND	0.00	0.00	0.00	55,866.87	55,866.87	55,866.87
216 OPSRP	23,469.27	29,550.31	31,352.43	21,085.96	21,085.96	21,085.96
220 FICA	35,527.05	32,559.58	35,335.94	36,040.49	36,040.49	36,040.49
231 WORKERS' COMPENSATION	12,137.27	10,912.51	3,695.26	3,768.94	3,768.94	3,768.94
232 UNEMPLOYMENT COMPENSATION	0.00	0.00	0.00	2,355.59	2,355.59	2,355.59
233 FAMILY & MEDICAL LEAVE INSURANCE	0.00	0.00	0.00	942.23	942.23	942.23
242 CLASSIFIED INSURANCE	92,420.87	74,967.44	75,276.00	75,276.00	75,276.00	75,276.00
244 ADMIN/CONFID INSURANCE	18,662.02	19,101.02	20,061.60	19,471.51	19,471.51	19,471.51
247 DISTRICT PD TSA--CLASSIFI	4,048.42	4,792.40	4,924.29	5,022.80	5,022.80	5,022.80
248 DISTRICT PD TSA--SUPV/CON	3,000.00	3,000.00	3,000.00	3,000.00	3,000.00	3,000.00
319 OTHER INST, PROF & TECH	1,145.00	1,020.00	4,000.00	4,000.00	4,000.00	4,000.00
321 CLEANING SERVICES	237,479.75	55,259.23	23,000.00	23,000.00	23,000.00	23,000.00
322 REPAIRS & MAINTENANCE	62,249.13	86,401.20	75,000.00	75,000.00	75,000.00	75,000.00
323 CONTRACT SERVICE AGREEMNT	101,026.18	103,724.68	150,000.00	150,000.00	150,000.00	150,000.00
324 RENTALS	1,227.31	960.14	0.00	0.00	0.00	0.00
325 ELECTRICITY	758,901.73	694,382.05	830,000.00	700,000.00	700,000.00	700,000.00
326 FUEL	268,607.19	266,665.11	270,000.00	320,000.00	320,000.00	320,000.00
327 WATER AND SEWAGE	359,140.11	346,345.91	430,000.00	385,000.00	385,000.00	385,000.00
328 GARBAGE	109,477.55	90,037.37	160,000.00	120,000.00	120,000.00	120,000.00
329 OTHER PROPERTY SERVICES	1,577.71	10,345.30	5,000.00	5,000.00	5,000.00	5,000.00
342 TRAVEL, OUT OF DISTRICT	738.40	0.00	500.00	500.00	500.00	500.00
351 TELEPHONE	901.34	600.00	1,000.00	1,000.00	1,000.00	1,000.00
353 POSTAGE	0.00	27.41	0.00	0.00	0.00	0.00
389 NON INSTRUCTION PROF/TECH	16,447.71	5,189.99	40,000.00	40,000.00	40,000.00	40,000.00
410 SUPPLIES AND MATERIALS	119,055.51	189,031.62	170,000.00	170,000.00	170,000.00	170,000.00
419 MAINT SUPPL/CENTR ALLOCAT	11,029.69	0.00	0.00	0.00	0.00	0.00

ACCOUNT NUMBER / TITLE	ACTUAL 2018-19	ACTUAL 2019-20	ADOPTED 2020-21	PROPOSED 2021-22	APPROVED 2021-22	ADOPTED 2021-22
FUNCTION 2544 BUILDING OPERATIONS AND MAINTENANCE (continued)						
460 NON-CONSUMABLE ITEMS	29,663.55	30,157.10	20,000.00	20,000.00	20,000.00	20,000.00
470 COMPUTER SOFTWARE	5,910.00	1,270.00	2,000.00	2,000.00	2,000.00	2,000.00
480 COMPUTER HARDWARE	5,448.44	1,970.77	5,000.00	5,000.00	5,000.00	5,000.00
541 INITIAL & ADDITNL EQUIP	0.00	0.00	0.00	0.00	0.00	0.00
542 REPLACE EQUIP PURCHASE	0.00	141,446.75	20,000.00	20,000.00	20,000.00	20,000.00
640 DUES & FEES	1,047.50	621.30	1,000.00	1,000.00	1,000.00	1,000.00
653 PROPERTY INSURANCE PREM	337,326.00	361,657.00	423,140.00	493,775.00	493,775.00	493,775.00
670 TAXES AND LICENSES	3,180.80	439.04	5,000.00	5,000.00	5,000.00	5,000.00
2544 BUILDING OPERATIONS AND MAINTENANCE	3,181,848.41	3,114,919.31	3,420,627.59	3,311,942.95	3,311,942.95	3,311,942.95

ACCOUNT NUMBER / TITLE	ACTUAL 2018-19	ACTUAL 2019-20	ADOPTED 2020-21	PROPOSED 2021-22	APPROVED 2021-22	ADOPTED 2021-22
FUNCTION 2545 VEHICLE MAINTENANCE						
322 REPAIRS & MAINTENANCE	1,144.04	0.00	1,000.00	1,000.00	1,000.00	1,000.00
326 FUEL	9,366.11	10,722.76	8,000.00	8,000.00	8,000.00	8,000.00
410 SUPPLIES AND MATERIALS	10,359.33	6,817.85	10,000.00	10,000.00	10,000.00	10,000.00
460 NON-CONSUMABLE ITEMS	87.09	0.00	0.00	0.00	0.00	0.00
2545 VEHICLE MAINTENANCE	20,956.57	17,540.61	19,000.00	19,000.00	19,000.00	19,000.00

ACCOUNT NUMBER / TITLE	ACTUAL 2018-19	ACTUAL 2019-20	ADOPTED 2020-21	PROPOSED 2021-22	APPROVED 2021-22	ADOPTED 2021-22
FUNCTION 2550 TRANSPORTATION						
322 REPAIRS & MAINTENANCE	0.00	0.00	0.00	0.00	0.00	0.00
331 REIMBURSABLE STUDENT TRAN	1,204,950.54	1,072,714.73	1,275,140.00	1,326,145.60	1,326,145.60	1,326,145.60
332 NON-REIMBURSABLE STUDENT	0.00	0.00	0.00	0.00	0.00	0.00
342 TRAVEL, OUT OF DISTRICT	98.37	0.00	0.00	0.00	0.00	0.00
410 SUPPLIES AND MATERIALS	0.00	128.08	0.00	0.00	0.00	0.00
460 NON-CONSUMABLE ITEMS	0.00	479.88	0.00	0.00	0.00	0.00
653 PROPERTY INSURANCE PREM	0.00	27,533.00	0.00	0.00	0.00	0.00
2550 TRANSPORTATION	1,205,048.91	1,100,855.69	1,275,140.00	1,326,145.60	1,326,145.60	1,326,145.60

ACCOUNT NUMBER / TITLE	ACTUAL 2018-19	ACTUAL 2019-20	ADOPTED 2020-21	PROPOSED 2021-22	APPROVED 2021-22	ADOPTED 2021-22
FUNCTION 2558 SPECIAL ED TRANSPORTATION						
112 CLASSIFIED SALARIES	746,862.52	790,661.34	961,786.37	1,005,126.46	1,005,126.46	1,005,126.46
114 CONFIDENTIAL/SUPERVISORY	48,456.48	63,737.12	68,841.53	72,590.03	72,590.03	72,590.03
122 SUBSTITUTES-CLASSIFIED	94,815.39	101,761.18	96,638.85	96,638.85	96,638.85	96,638.85
131 EXTRA DUTY	11,105.59	12,934.48	0.00	0.00	0.00	0.00
211 EMPLOYER CONTRIBUTION	30,836.87	31,458.90	61,242.93	27,279.50	27,279.50	27,279.50
212 EMPLOYER PD PERS PU 6.00%	46,187.21	49,188.07	62,479.41	66,791.64	66,791.64	66,791.64
213 PERS UAL	108,245.54	161,214.41	189,312.61	70,253.97	70,253.97	70,253.97
214 PERS BOND	0.00	0.00	0.00	133,941.08	133,941.08	133,941.08
216 OPSRP	43,524.84	55,412.33	62,145.69	43,241.87	43,241.87	43,241.87
220 FICA	65,914.13	71,273.18	79,661.25	90,983.75	90,983.75	90,983.75
231 WORKERS' COMPENSATION	31,552.61	32,364.23	8,330.59	9,514.64	9,514.64	9,514.64
232 UNEMPLOYMENT COMPENSATION	0.00	0.00	0.00	5,946.65	5,946.65	5,946.65
233 FAMILY & MEDICAL LEAVE INSURANCE	0.00	0.00	0.00	2,378.66	2,378.66	2,378.66
242 CLASSIFIED INSURANCE	287,788.67	257,634.39	276,216.00	276,216.00	276,216.00	276,216.00
244 ADMIN/CONFID INSURANCE	11,196.68	18,169.76	22,067.76	21,425.54	21,425.54	21,425.54
245 DISTRICT PD TSA	480.00	461.94	0.00	0.00	0.00	0.00
247 DISTRICT PD TSA--CLASSIFI	5,303.45	8,173.75	7,215.60	7,464.45	7,464.45	7,464.45
248 DISTRICT PD TSA--SUPV/CON	1,750.00	0.00	3,000.00	3,000.00	3,000.00	3,000.00
319 OTHER INST, PROF & TECH	0.00	142.63	2,000.00	2,000.00	2,000.00	2,000.00
322 REPAIRS & MAINTENANCE	29,990.29	13,474.56	45,000.00	45,000.00	45,000.00	45,000.00
323 CONTRACT SERVICE AGREEMNT	0.00	371.00	0.00	0.00	0.00	0.00
324 RENTALS	630.68	480.32	500.00	500.00	500.00	500.00
326 FUEL	112,570.29	66,870.97	115,000.00	115,000.00	115,000.00	115,000.00
329 OTHER PROPERTY SERVICES	0.00	1,356.00	0.00	0.00	0.00	0.00
331 REIMBURSABLE STUDENT TRAN	7,988.97	6,289.26	7,800.00	7,800.00	7,800.00	7,800.00
342 TRAVEL, OUT OF DISTRICT	1,643.81	2,412.83	4,000.00	4,000.00	4,000.00	4,000.00
359 OTHER COMMUNICATION SERV	8,045.60	9,169.28	0.00	0.00	0.00	0.00
389 NON INSTRUCTION PROF/TECH	10,774.42	6,440.98	6,000.00	6,000.00	6,000.00	6,000.00
410 PARTS AND MATERIALS	9,729.84	5,688.45	22,000.00	22,000.00	22,000.00	22,000.00
412 OFFICE SUPPLIES	2,833.33	1,359.38	2,500.00	2,500.00	2,500.00	2,500.00
460 NON-CONSUMABLE ITEMS	7,539.33	2,389.59	3,000.00	3,000.00	3,000.00	3,000.00
480 COMPUTER HARDWARE	199.98	39.99	2,000.00	2,000.00	2,000.00	2,000.00
530 IMPROVE OTHER THAN BUILD	0.00	20,050.87	0.00	0.00	0.00	0.00

ACCOUNT NUMBER / TITLE	ACTUAL 2018-19	ACTUAL 2019-20	ADOPTED 2020-21	PROPOSED 2021-22	APPROVED 2021-22	ADOPTED 2021-22
FUNCTION 2558 SPECIAL ED TRANSPORTATION						
541 INITIAL & ADDITNL EQUIP	0.00	19.97	0.00	0.00	0.00	0.00
640 DUES & FEES	2,221.60	884.60	3,500.00	3,500.00	3,500.00	3,500.00
653 PROPERTY INSURANCE PREM	25,304.00	313.00	32,580.00	37,587.75	37,587.75	37,587.75
2558 SPECIAL ED TRANSPORTATION	1,753,492.12	1,792,198.76	2,144,818.60	2,183,680.85	2,183,680.85	2,183,798.85

ACCOUNT NUMBER / TITLE	ACTUAL 2018-19	ACTUAL 2019-20	ADOPTED 2020-21	PROPOSED 2021-22	APPROVED 2021-22	ADOPTED 2021-22
FUNCTION 2574 PRINTING AND DUPLICATING SERVICES						
112 CLASSIFIED SALARIES	87,160.87	86,166.96	89,598.76	91,375.12	91,375.12	91,375.12
122 SUBSTITUTES-CLASSIFIED	4,540.01	8,445.64	5,329.81	5,329.81	5,329.81	5,329.81
131 EXTRA DUTY	180.18	282.00	0.00	0.00	0.00	0.00
211 EMPLOYER CONTRIBUTION	11,734.60	12,076.63	12,959.43	7,910.49	7,910.49	7,910.49
212 EMPLOYER PD PERS PU 6.00%	5,284.92	5,231.83	5,375.93	5,552.99	5,552.99	5,552.99
213 PERS UAL	12,587.26	17,029.23	16,289.05	5,844.37	5,844.37	5,844.37
214 PERS BOND	0.00	0.00	0.00	11,068.17	11,068.17	11,068.17
216 OPSRP	239.21	543.84	0.00	15.03	15.03	15.03
220 FICA	6,583.71	6,704.04	6,854.31	7,358.95	7,358.95	7,358.95
231 WORKERS' COMPENSATION	867.01	884.01	716.79	769.56	769.56	769.56
232 UNEMPLOYMENT COMPENSATION	0.00	0.00	0.00	480.98	480.98	480.98
233 FAMILY & MEDICAL LEAVE INSURANCE	0.00	0.00	0.00	192.39	192.39	192.39
242 CLASSIFIED INSURANCE	34,514.86	35,629.26	36,933.00	36,933.00	36,933.00	36,933.00
247 DISTRICT PD TSA--CLASSIFI	948.45	879.32	0.00	0.00	0.00	0.00
322 REPAIRS & MAINTENANCE	215.00	500.00	0.00	0.00	0.00	0.00
324 RENTALS	164,238.34	153,635.66	165,000.00	165,000.00	165,000.00	165,000.00
326 FUEL	0.00	46.96	0.00	0.00	0.00	0.00
410 SUPPLIES AND MATERIALS	95,636.46	92,660.50	105,000.00	105,000.00	105,000.00	105,000.00
460 NON-CONSUMABLE ITEMS	510.89	74.99	2,000.00	2,000.00	2,000.00	2,000.00
470 COMPUTER SOFTWARE	0.00	0.00	10,000.00	10,000.00	10,000.00	10,000.00
2574 PRINTING AND DUPLICATING SERVICES	425,241.77	420,790.87	456,057.07	454,830.86	454,830.86	454,830.86

ACCOUNT NUMBER / TITLE	ACTUAL 2018-19	ACTUAL 2019-20	ADOPTED 2020-21	PROPOSED 2021-22	APPROVED 2021-22	ADOPTED 2021-22
FUNCTION 2633 PUBLIC INFORMATION						
113 ADMINISTRATORS	100,120.00	104,160.60	108,327.06	110,493.54	110,493.54	110,493.54
190 TRAVEL STIPEND	3,000.00	3,000.00	3,060.00	3,060.00	3,060.00	3,060.00
211 EMPLOYER CONTRIBUTION	0.00	0.00	0.00	0.00	0.00	0.00
212 EMPLOYER PD PERS PU 6.00%	6,187.20	6,429.67	6,971.22	7,101.21	7,101.21	7,101.21
213 PERS UAL	14,282.15	19,481.84	21,122.81	7,479.94	7,479.94	7,479.94
214 PERS BOND	0.00	0.00	0.00	14,036.73	14,036.73	14,036.73
216 OPSRP	8,270.27	9,001.48	9,759.71	6,556.79	6,556.79	6,556.79
220 FICA	7,773.71	8,063.66	8,888.31	9,054.05	9,054.05	9,054.05
231 WORKERS' COMPENSATION	498.16	514.27	929.50	946.83	946.83	946.83
232 UNEMPLOYMENT COMPENSATION	0.00	0.00	0.00	591.77	591.77	591.77
233 FAMILY & MEDICAL LEAVE INSURANCE	0.00	0.00	0.00	236.71	236.71	236.71
242 CLASSIFIED INSURANCE	0.00	0.00	0.00	0.00	0.00	0.00
244 ADMIN/CONFID INSURANCE	18,735.66	19,168.46	20,061.60	19,471.51	19,471.51	19,471.51
245 DISTRICT PD TSA	4,800.00	4,800.00	0.00	0.00	0.00	0.00
247 DISTRICT PD TSA--CLASSIFI	0.00	0.00	0.00	0.00	0.00	0.00
248 DISTRICT PD TSA--SUPV/CON	0.00	0.00	4,800.00	4,800.00	4,800.00	4,800.00
319 OTHER INST, PROF & TECH	6,600.00	0.00	0.00	3,000.00	3,000.00	3,000.00
322 REPAIRS & MAINTENANCE	0.00	955.00	0.00	425.00	425.00	425.00
323 CONTRACT SERVICE AGREEMNT	280.00	241.00	300.00	300.00	300.00	300.00
324 RENTALS	800.00	0.00	500.00	500.00	500.00	500.00
341 TRAVEL, LOCAL IN DISTRICT	0.00	0.00	100.00	100.00	100.00	100.00
342 TRAVEL, OUT OF DISTRICT	529.04	135.00	565.00	0.00	0.00	0.00
353 POSTAGE	3,540.28	3,629.20	7,400.00	8,000.00	8,000.00	8,000.00
355 PRINTING AND BINDING	0.00	0.00	2,325.00	2,500.00	2,500.00	2,500.00
389 NON INSTRUCTION PROF/TECH	0.00	300.00	0.00	1,500.00	1,500.00	1,500.00
410 SUPPLIES AND MATERIALS	1,177.97	1,415.51	2,350.00	3,275.00	3,275.00	3,275.00
460 NON-CONSUMABLE ITEMS	0.00	1,168.29	3,000.00	0.00	0.00	0.00
470 COMPUTER SOFTWARE	0.00	0.00	219.00	415.00	415.00	415.00
480 COMPUTER HARDWARE	0.00	0.00	6,199.00	2,215.00	2,215.00	2,215.00
640 DUES & FEES	0.00	0.00	0.00	150.00	150.00	150.00
2633 PUBLIC INFORMATION	176,594.44	182,463.98	206,878.21	206,209.08	206,209.08	206,209.08

ACCOUNT NUMBER / TITLE	ACTUAL 2018-19	ACTUAL 2019-20	ADOPTED 2020-21	PROPOSED 2021-22	APPROVED 2021-22	ADOPTED 2021-22
FUNCTION 2640 STAFF SERVICES / HUMAN RESOURCES						
112 CLASSIFIED SALARIES	23,254.88	23,194.08	24,329.76	66,424.80	66,424.80	66,424.80
114 CONFIDENTIAL/SUPERVISORY	165,684.44	183,218.40	194,450.05	198,339.31	198,339.31	198,339.31
131 EXTRA DUTY	385.44	921.38	0.00	0.00	0.00	0.00
190 TRAVEL STIPEND	3,000.00	3,000.00	3,060.00	3,060.00	3,060.00	3,060.00
211 EMPLOYER CONTRIBUTION	17,716.89	20,151.87	22,083.70	17,654.59	17,654.59	17,654.59
212 EMPLOYER PD PERS PU 6.00%	11,539.48	12,613.87	13,786.08	16,545.88	16,545.88	16,545.88
213 PERS UAL	26,636.97	38,219.96	41,771.83	17,428.33	17,428.33	17,428.33
214 PERS BOND	0.00	0.00	0.00	32,705.70	32,705.70	32,705.70
216 OPSRP	4,781.09	5,437.28	5,906.79	3,970.26	3,970.26	3,970.26
220 FICA	14,000.72	15,605.70	17,577.26	21,096.00	21,096.00	21,096.00
231 WORKERS' COMPENSATION	944.10	1,023.56	1,838.14	2,206.12	2,206.12	2,206.12
232 UNEMPLOYMENT COMPENSATION	0.00	0.00	0.00	1,378.82	1,378.82	1,378.82
233 FAMILY & MEDICAL LEAVE INSURANCE	0.00	0.00	0.00	551.53	551.53	551.53
242 CLASSIFIED INSURANCE	13,488.00	6,156.00	6,336.00	26,976.00	26,976.00	26,976.00
244 ADMIN/CONFID INSURANCE	35,796.79	36,975.17	0.00	0.00	0.00	0.00
245 DISTRICT PD TSA	4,320.00	4,338.06	0.00	0.00	0.00	0.00
247 DISTRICT PD TSA--CLASSIFI	465.07	596.20	608.24	620.62	620.62	620.62
248 DISTRICT PD TSA--SUPV/CON	3,000.00	3,000.00	0.00	0.00	0.00	0.00
318 PROF & IMP COSTS NON-INST	0.00	175.00	0.00	0.00	0.00	0.00
319 OTHER INST, PROF & TECH	3,625.00	0.00	0.00	25,000.00	25,000.00	25,000.00
342 TRAVEL, OUT OF DISTRICT	1,915.37	1,072.53	2,500.00	2,500.00	2,500.00	2,500.00
354 ADVERTISING	650.00	650.00	700.00	700.00	700.00	700.00
389 NON INSTRUCTION PROF/TECH	2,187.50	4,031.25	5,000.00	5,000.00	5,000.00	5,000.00
410 SUPPLIES AND MATERIALS	3,635.89	2,443.86	3,000.00	3,000.00	3,000.00	3,000.00
460 NON-CONSUMABLE ITEMS	135.35	71.50	0.00	200.00	200.00	200.00
470 COMPUTER SOFTWARE	25,640.37	25,561.50	30,000.00	45,000.00	45,000.00	45,000.00
640 DUES & FEES	1,414.00	1,433.00	2,500.00	2,500.00	2,500.00	2,500.00
2640 STAFF SERVICES / HUMAN RESOURCES	364,217.35	389,890.17	375,447.86	492,857.96	492,857.96	492,857.96

ACCOUNT NUMBER / TITLE	ACTUAL 2018-19	ACTUAL 2019-20	ADOPTED 2020-21	PROPOSED 2021-22	APPROVED 2021-22	ADOPTED 2021-22
FUNCTION 2649 OTHER STAFF SERVICES						
112 CLASSIFIED SALARIES	0.00	0.00	0.00	0.00	0.00	0.00
131 EXTRA DUTY	1,364.50	1,388.50	1,416.27	1,416.27	1,416.27	1,416.27
211 EMPLOYER CONTRIBUTION	0.00	128.24	0.00	0.00	0.00	0.00
212 EMPLOYER PD PERS PU 6.00%	0.00	0.00	0.00	0.00	0.00	0.00
213 PERS UAL	0.00	168.31	0.00	0.00	0.00	0.00
214 PERS BOND	0.00	0.00	0.00	0.00	0.00	0.00
216 OPSRP	0.00	0.00	0.00	0.00	0.00	0.00
220 FICA	8.76	14.52	108.34	108.34	108.34	108.34
231 WORKERS' COMPENSATION	6.64	6.72	11.33	11.33	11.33	11.33
232 UNEMPLOYMENT COMPENSATION	0.00	0.00	0.00	7.08	7.08	7.08
233 FAMILY & MEDICAL LEAVE INSURANCE	0.00	0.00	0.00	2.83	2.83	2.83
241 LICENSED INSURANCE	0.00	0.00	0.00	0.00	0.00	0.00
242 CLASSIFIED INSURANCE	0.00	0.00	0.00	0.00	0.00	0.00
246 DISTRICT PD TSA--LICENSED	0.00	0.00	0.00	0.00	0.00	0.00
247 DISTRICT PD TSA--CLASSIFI	0.00	0.00	0.00	0.00	0.00	0.00
319 OTHER INST, PROF & TECH	0.00	0.00	0.00	0.00	0.00	0.00
342 TRAVEL, OUT OF DISTRICT	0.00	0.00	0.00	0.00	0.00	0.00
354 ADVERTISING	0.00	0.00	0.00	0.00	0.00	0.00
410 SUPPLIES AND MATERIALS	0.00	0.00	0.00	0.00	0.00	0.00
470 COMPUTER SOFTWARE	0.00	0.00	0.00	0.00	0.00	0.00
640 DUES & FEES	0.00	0.00	0.00	0.00	0.00	0.00
2649 OTHER STAFF SERVICES	1,379.90	1,706.29	1,535.94	1,545.86	1,545.86	1,545.86

ACCOUNT NUMBER / TITLE	ACTUAL 2018-19	ACTUAL 2019-20	ADOPTED 2020-21	PROPOSED 2021-22	APPROVED 2021-22	ADOPTED 2021-22
FUNCTION 2660 NETWORK OPERATIONS						
112 CLASSIFIED SALARIES	248,867.10	250,875.12	272,878.24	296,520.56	296,520.56	296,520.56
114 CONFIDENTIAL/SUPERVISORY	101,849.00	186,516.41	170,582.76	250,247.82	250,247.82	250,247.82
122 SUBSTITUTES-CLASSIFIED	0.00	0.00	0.00	0.00	0.00	0.00
131 EXTRA DUTY	43.17	11,199.91	0.00	0.00	0.00	0.00
190 TRAVEL STIPEND	1,599.96	1,599.96	1,631.96	1,631.96	1,631.96	1,631.96
211 EMPLOYER CONTRIBUTION	8,256.97	8,679.45	9,209.28	12,789.14	12,789.14	12,789.14
212 EMPLOYER PD PERS PU 6.00%	18,789.49	24,231.12	27,162.88	33,444.02	33,444.02	33,444.02
213 PERS UAL	43,372.36	75,403.87	82,303.54	35,227.70	35,227.70	35,227.70
214 PERS BOND	0.00	0.00	0.00	66,107.68	66,107.68	66,107.68
216 OPSRP	20,154.81	29,576.04	32,442.63	22,689.02	22,689.02	22,689.02
220 FICA	26,562.98	33,544.15	34,632.68	42,641.13	42,641.13	42,641.13
231 WORKERS' COMPENSATION	1,731.46	2,187.54	3,621.72	4,459.20	4,459.20	4,459.20
232 UNEMPLOYMENT COMPENSATION	0.00	0.00	0.00	2,787.00	2,787.00	2,787.00
233 FAMILY & MEDICAL LEAVE INSURANCE	0.00	0.00	0.00	1,114.80	1,114.80	1,114.80
241 LICENSED INSURANCE	0.00	36.79	0.00	0.00	0.00	0.00
242 CLASSIFIED INSURANCE	65,172.58	57,626.98	62,376.00	33,312.00	33,312.00	33,312.00
244 ADMIN/CONFID INSURANCE	18,964.62	46,627.03	40,123.20	58,552.12	58,552.12	58,552.12
246 DISTRICT PD TSA--LICENSED	0.00	37.25	0.00	0.00	0.00	0.00
247 DISTRICT PD TSA--CLASSIFI	2,333.41	2,891.79	1,621.78	0.00	0.00	0.00
248 DISTRICT PD TSA--SUPV/CON	3,000.00	7,000.00	6,000.00	9,000.00	9,000.00	9,000.00
311 INSTRUCTION SERVICES	61,978.20	10,329.70	65,000.00	65,000.00	65,000.00	65,000.00
319 OTHER INST, PROF & TECH	14,062.50	0.00	25,000.00	25,000.00	25,000.00	25,000.00
322 REPAIRS & MAINTENANCE	431.00	1,052.18	3,000.00	3,000.00	3,000.00	3,000.00
324 RENTALS	34.08	0.00	0.00	0.00	0.00	0.00
341 TRAVEL, LOCAL IN DISTRICT	0.00	35.46	0.00	0.00	0.00	0.00
342 TRAVEL, OUT OF DISTRICT	4,176.55	1,397.20	6,000.00	6,000.00	6,000.00	6,000.00
351 TELEPHONE	48,421.68	49,765.92	65,000.00	65,000.00	65,000.00	65,000.00
353 POSTAGE	0.00	154.50	300.00	300.00	300.00	300.00
359 OTHER COMMUNICATION SERV	8,600.17	8,474.69	2,000.00	2,000.00	2,000.00	2,000.00
389 NON INSTRUCTION PROF/TECH	0.00	8,510.00	0.00	0.00	0.00	0.00
410 SUPPLIES AND MATERIALS	74.55	1,375.22	1,000.00	1,000.00	1,000.00	1,000.00
460 NON-CONSUMABLE ITEMS	3,881.95	1,449.84	2,500.00	2,500.00	2,500.00	2,500.00
470 COMPUTER SOFTWARE	91,662.98	67,573.23	125,000.00	125,000.00	125,000.00	125,000.00

ACCOUNT NUMBER / TITLE	ACTUAL 2018-19	ACTUAL 2019-20	ADOPTED 2020-21	PROPOSED 2021-22	APPROVED 2021-22	ADOPTED 2021-22
FUNCTION 2660 NETWORK OPERATIONS						
480 COMPUTER HARDWARE	15,624.26	42,332.43	60,000.00	60,000.00	60,000.00	60,000.00
550 TECHNOLOGY	7,500.00	11,610.95	0.00	0.00	0.00	0.00
640 DUES & FEES	300.00	300.00	700.00	700.00	700.00	700.00
2660 NETWORK OPERATIONS	817,445.83	942,394.73	1,100,086.66	1,226,024.15	1,226,024.15	1,226,024.15

ACCOUNT NUMBER / TITLE	ACTUAL 2018-19	ACTUAL 2019-20	ADOPTED 2020-21	PROPOSED 2021-22	APPROVED 2021-22	ADOPTED 2021-22
FUNCTION 2661 STUDENT DATA						
114 CONFIDENTIAL/SUPERVISORY	75,687.00	78,741.00	81,890.70	83,528.82	83,528.82	83,528.82
211 EMPLOYER CONTRIBUTION	0.00	0.00	0.00	0.00	0.00	0.00
212 EMPLOYER PD PERS PU 6.00%	4,541.28	4,724.50	5,093.44	5,191.73	5,191.73	5,191.73
213 PERS UAL	10,482.62	14,315.12	15,433.13	5,468.62	5,468.62	5,468.62
214 PERS BOND	0.00	0.00	0.00	10,262.32	10,262.32	10,262.32
216 OPSRP	6,070.08	6,614.28	7,130.82	4,793.70	4,793.70	4,793.70
220 FICA	5,669.67	5,884.52	6,494.14	6,619.45	6,619.45	6,619.45
231 WORKERS' COMPENSATION	367.74	383.76	679.13	692.23	692.23	692.23
232 UNEMPLOYMENT COMPENSATION	0.00	0.00	0.00	432.64	432.64	432.64
233 FAMILY & MEDICAL LEAVE INSURANCE	0.00	0.00	0.00	173.06	173.06	173.06
244 ADMIN/CONFID INSURANCE	18,664.62	19,101.02	20,061.60	19,471.51	19,471.51	19,471.51
248 DISTRICT PD TSA--SUPV/CON	3,000.00	3,000.00	3,000.00	3,000.00	3,000.00	3,000.00
312 INST PROGRAM IMP SERVICES	2,100.00	4,620.00	6,000.00	6,000.00	6,000.00	6,000.00
316 DATA PROCESSING SERVICES	87,464.23	15,232.51	15,000.00	15,000.00	15,000.00	15,000.00
319 OTHER INST, PROF & TECH	337.50	0.00	500.00	500.00	500.00	500.00
342 TRAVEL, OUT OF DISTRICT	325.78	334.56	3,000.00	3,000.00	3,000.00	3,000.00
386 DATA PROCESSING SERVICES	0.00	102,264.96	90,000.00	90,000.00	90,000.00	90,000.00
389 NON INSTRUCTION PROF/TECH	20.00	1,050.00	0.00	0.00	0.00	0.00
410 SUPPLIES AND MATERIALS	57.55	179.87	200.00	200.00	200.00	200.00
460 NON-CONSUMABLE ITEMS	0.00	72.98	0.00	0.00	0.00	0.00
470 COMPUTER SOFTWARE	2,775.00	390.00	3,000.00	3,000.00	3,000.00	3,000.00
2661 STUDENT DATA	217,563.07	256,909.08	257,482.95	257,334.09	257,334.09	257,334.09

ACCOUNT NUMBER / TITLE	ACTUAL 2018-19	ACTUAL 2019-20	ADOPTED 2020-21	PROPOSED 2021-22	APPROVED 2021-22	ADOPTED 2021-22
FUNCTION 2700 SUPPLEMENTAL RETIREMENT PROGRAM						
116 EARLY RETIREMENT STIPEND	36,416.40	38,250.00	28,000.00	28,000.00	28,000.00	28,000.00
211 EMPLOYER CONTRIBUTION	0.00	0.00	0.00	0.00	0.00	0.00
212 EMPLOYER PD PERS PU 6.00%	0.00	0.00	0.00	0.00	0.00	0.00
213 PERS UAL	0.00	0.00	0.00	0.00	0.00	0.00
214 PERS BOND	0.00	0.00	0.00	0.00	0.00	0.00
216 OPSRP	0.00	197.79	0.00	0.00	0.00	0.00
220 FICA	2,785.19	2,921.52	2,086.00	2,086.00	2,086.00	2,086.00
231 WORKERS' COMPENSATION	234.02	240.02	56.00	56.00	56.00	56.00
232 UNEMPLOYMENT COMPENSATION	0.00	0.00	0.00	0.00	0.00	0.00
233 FAMILY & MEDICAL LEAVE INSURANCE	0.00	0.00	0.00	0.00	0.00	0.00
241 LICENSED INSURANCE	85,568.70	8,908.36	0.00	0.00	0.00	0.00
270 RETIREE INSURANCE	621,394.17	748,055.11	700,000.00	657,000.00	657,000.00	657,000.00
2700 SUPPLEMENTAL RETIREMENT PROGRA	746,398.48	798,572.80	730,142.00	687,142.00	687,142.00	687,142.00

ACCOUNT NUMBER / TITLE	ACTUAL 2018-19	ACTUAL 2019-20	ADOPTED 2020-21	PROPOSED 2021-22	APPROVED 2021-22	ADOPTED 2021-22
FUNCTION 3500 CHILDCARE						
112 CLASSIFIED SALARIES	0.00	302.20	0.00	0.00	0.00	0.00
131 EXTRA DUTY	0.00	2,465.53	0.00	0.00	0.00	0.00
211 EMPLOYER CONTRIBUTION	0.00	0.00	0.00	0.00	0.00	0.00
212 EMPLOYER PD PERS PU 6.00%	0.00	141.27	0.00	0.00	0.00	0.00
213 PERS UAL	0.00	428.07	0.00	0.00	0.00	0.00
214 PERS BOND	0.00	0.00	0.00	0.00	0.00	0.00
216 OPSRP	0.00	197.79	0.00	0.00	0.00	0.00
220 FICA	0.00	200.24	0.00	0.00	0.00	0.00
231 WORKERS' COMPENSATION	0.00	13.77	0.00	0.00	0.00	0.00
232 UNEMPLOYMENT COMPENSATION	0.00	0.00	0.00	0.00	0.00	0.00
233 FAMILY & MEDICAL LEAVE INSURANCE	0.00	0.00	0.00	0.00	0.00	0.00
244 ADMIN/CONFID INSURANCE	0.00	0.00	0.00	0.00	0.00	0.00
248 DISTRICT PD TSA--SUPV/CON	0.00	0.00	0.00	0.00	0.00	0.00
312 INST PROGRAM IMP SERVICES	0.00	0.00	0.00	0.00	0.00	0.00
316 DATA PROCESSING SERVICES	0.00	0.00	0.00	0.00	0.00	0.00
319 OTHER INST, PROF & TECH	0.00	0.00	0.00	0.00	0.00	0.00
342 TRAVEL, OUT OF DISTRICT	0.00	0.00	0.00	0.00	0.00	0.00
386 DATA PROCESSING SERVICES	0.00	0.00	0.00	0.00	0.00	0.00
389 NON INSTRUCTION PROF/TECH	0.00	0.00	0.00	0.00	0.00	0.00
410 SUPPLIES AND MATERIALS	0.00	0.00	0.00	0.00	0.00	0.00
460 NON-CONSUMABLE ITEMS	0.00	0.00	0.00	0.00	0.00	0.00
470 COMPUTER SOFTWARE	0.00	0.00	0.00	0.00	0.00	0.00
3500 CHILDCARE	0.00	3,748.87	0.00	0.00	0.00	0.00

ACCOUNT NUMBER / TITLE	ACTUAL 2018-19	ACTUAL 2019-20	ADOPTED 2020-21	PROPOSED 2021-22	APPROVED 2021-22	ADOPTED 2021-22
FUNCTION 5110 LONG TERM DEBT SERVICE						
610 REDEMPTION OF PRINCIPAL	0.00	0.00	0.00	219,005.73	219,005.73	219,005.73
621 INTERST ON BONDS	0.00	0.00	0.00	65,037.29	65,037.29	65,037.29
790 OTHER TRANSFERS	64,000.00	64,000.00	64,000.00	185,000.00	185,000.00	185,000.00
5110 LONG TERM DEBT SERVICE	64,000.00	64,000.00	64,000.00	469,043.02	469,043.02	469,043.02
ACCOUNT NUMBER / TITLE	ACTUAL 2018-19	ACTUAL 2019-20	ADOPTED 2020-21	PROPOSED 2021-22	APPROVED 2021-22	ADOPTED 2021-22
FUNCTION 5200 TRANSFERS						
710 FUND MODIFICATIONS	349,688.18	327,887.67	350,506.10	1,646,688.49	1,646,688.49	1,646,688.49
5200 TRANSFERS	349,688.18	327,887.67	350,506.10	1,646,688.49	1,646,688.49	1,646,688.49
ACCOUNT NUMBER / TITLE	ACTUAL 2018-19	ACTUAL 2019-20	ADOPTED 2020-21	PROPOSED 2021-22	APPROVED 2021-22	ADOPTED 2021-22
FUNCTION 6000 CONTIGENCY						
810 PLANNED RESERVE	0.00	0.00	6,513,124.98	5,193,668.41	5,193,668.41	5,193,668.41
6000 CONTIGENCY	0.00	0.00	6,513,124.98	5,193,668.41	5,193,668.41	5,193,668.41
ACCOUNT NUMBER / TITLE	ACTUAL 2018-19	ACTUAL 2019-20	ADOPTED 2020-21	PROPOSED 2021-22	APPROVED 2021-22	ADOPTED 2021-22
FUNCTION 7000 UNAPPROPRIATED ENDING FUND BALANCE						
800 ENDING FUND BALANCE	10,198,384.32	11,558,739.21	1,000,000.00	1,000,000.00	1,000,000.00	1,000,000.00
7000 UNAPPROPRIATED ENDING FUND BALA	10,198,384.32	11,558,739.21	1,000,000.00	1,000,000.00	1,000,000.00	1,000,000.00

FUND 101 INSURANCE RESERVE FUND

ACCOUNT NUMBER / TITLE	ACTUAL 2018-19	ACTUAL 2019-20	ADOPTED 2020-21	PROPOSED 2021-22	APPROVED 2021-22	ADOPTED 2021-22
REVENUES:						
1970 SERVICES PROVIDED OTHER FUNDS	0.00	0.00	0.00	185,000.00	185,000.00	185,000.00
5150 LOAN RECEIPTS	64,000.00	64,000.00	64,000.00	64,000.00	64,000.00	64,000.00
5400 BEGINNING FUND BALANCE	108,187.74	132,419.20	102,000.00	120,000.00	120,000.00	120,000.00
FUND 101 INSURANCE RESERVE FUND	172,187.74	196,419.20	166,000.00	369,000.00	369,000.00	369,000.00
REQUIREMENTS:						
2649 OTHER STAFF SERVICES	39,768.54	21,694.60	166,000.00	369,000.00	369,000.00	369,000.00
7000 UNAPROPRIATED ENDING FUND BALAN	132,419.20	174,724.60	0.00	0.00	0.00	0.00
FUND 101 INSURANCE RESERVE FUND	172,187.74	196,419.20	166,000.00	369,000.00	369,000.00	369,000.00

FUND 102 TEXTBOOK ADOPTION

ACCOUNT NUMBER / TITLE	ACTUAL 2018-19	ACTUAL 2019-20	ADOPTED 2020-21	PROPOSED 2021-22	APPROVED 2021-22	ADOPTED 2021-22
REVENUES:						
5200 TRANSFER IN	0.00	0.00	0.00	250,000.00	250,000.00	250,000.00
5400 BEGINNING FUND BALANCE	23,430.54	23,430.54	23,430.54	23,430.54	23,430.54	23,430.54
FUND 102 TEXTBOOK ADOPTION	23,430.54	23,430.54	23,430.54	273,430.54	273,430.54	273,430.54
REQUIREMENTS:						
FUNCTION 1111 ELEMENTARY INSTRUCTION						
420 TEXTBOOKS	0.00	0.00	23,430.54	273,430.54	273,430.54	273,430.54
FUNCTION 1121 MIDDLE SCHOOL INSTRUCTION						
420 TEXTBOOKS	0.00	0.00	0.00	0.00	0.00	0.00
FUNCTION 1131 HIGH SCHOOL INSTRUCTION						
420 TEXTBOOKS	0.00	0.00	0.00	0.00	0.00	0.00
FUNCTION 7000						
800 ENDING FUND BALANCE	23,430.54	23,430.54	0.00	0.00	0.00	0.00
FUND 102 TEXTBOOK ADOPTION	23,430.54	23,430.54	23,430.54	273,430.54	273,430.54	273,430.54

FUND 103 MEDICAID

ACCOUNT NUMBER / TITLE	ACTUAL 2018-19	ACTUAL 2019-20	ADOPTED 2020-21	PROPOSED 2021-22	APPROVED 2021-22	ADOPTED 2021-22
REVENUES:						
5400 BEGINNING FUND BALANCE	0.00	0.00	0.00	4,928.98	4,928.98	4,928.98
FUND 103 MEDICAID	0.00	0.00	0.00	4,928.98	4,928.98	4,928.98
REQUIREMENTS:						
FUNCTION 2134 NURSE SERVICES 410 SUPPLIES AND MATERIALS	0.00	0.00	0.00	4,928.98	4,928.98	4,928.98
FUNCTION 7000 800 ENDING FUND BALANCE	0.00	0.00	0.00	0.00	0.00	0.00
FUND 103 MEDICAID	0.00	0.00	0.00	4,928.98	4,928.98	4,928.98

FUND 104 LANE ESD TRANSIT FUND

ACCOUNT NUMBER / TITLE	ACTUAL 2018-19	ACTUAL 2019-20	ADOPTED 2020-21	PROPOSED 2021-22	APPROVED 2021-22	ADOPTED 2021-22
REVENUES:						
2102 GENERAL ESD FUNDS	0.00	1,207,329.00	0.00	1,216,307.00	1,216,307.00	1,216,307.00
2200 RESTRICTED REVENUES	1,047,705.00	0.00	1,316,340.00	0.00	0.00	0.00
5400 BEGINNING FUND BALANCE	345,320.87	848,315.90	1,245,000.00	2,460,000.00	2,460,000.00	2,460,000.00
FUND 104 LANE ESD TRANSIT FUND	1,393,025.87	2,055,644.90	2,561,340.00	3,676,307.00	3,676,307.00	3,676,307.00

REQUIREMENTS:

FUNCTION 1111 ELEMENTARY INSTRUCTION

111 LICENSED SALARIES	0.00	0.00	400,000.00	600,000.00	600,000.00	600,000.00
112 CLASSIFIED SALARIES	18,396.41	186,939.52	68,454.75	70,324.80	70,324.80	70,324.80
122 SUBSTITUTES-CLASSIFIED	0.00	2,122.64	0.00	0.00	0.00	0.00
131 EXTRA DUTY	409.20	768.43	4,499.54	2,909.10	2,909.10	2,909.10
211 EMPLOYER CONTRIBUTION	0.00	8,928.24	4,499.54	2,909.10	2,909.10	2,909.10
212 EMPLOYER PD PERS PU 6.00%	1,128.29	9,854.87	4,154.83	4,268.70	4,268.70	4,268.70
213 PERS UAL	2,604.54	29,860.42	12,589.13	4,496.37	4,496.37	4,496.37
214 PERS BOND	0.00	0.00	0.00	8,437.81	8,437.81	8,437.81
216 OPSRP	1,508.19	8,381.92	3,087.79	2,078.27	2,078.27	2,078.27
220 FICA	1,362.99	13,552.36	5,297.41	5,442.60	5,442.60	5,442.60
231 WORKERS' COMPENSATION	98.77	1,045.37	553.98	569.16	569.16	569.16
232 UNEMPLOYMENT COMPENSATION	0.00	0.00	0.00	355.73	355.73	355.73
233 FAMILY & MEDICAL LEAVE INSURANCE	0.00	0.00	0.00	142.29	142.29	142.29
241 LICENSED INSURANCE	0.00	0.00	0.00	0.00	0.00	0.00
242 CLASSIFIED INSURANCE	10,560.95	98,377.54	54,176.65	54,176.65	54,176.65	54,176.65
247 DISTRICT PD TSA--CLASSIFI	0.00	2,185.19	0.00	0.00	0.00	0.00

FUND 104 LANE ESD TRANSIT FUND continued

ACCOUNT NUMBER / TITLE	ACTUAL 2018-19	ACTUAL 2019-20	ADOPTED 2020-21	PROPOSED 2021-22	APPROVED 2021-22	ADOPTED 2021-22
FUNCTION 1121 MIDDLE SCHOOL INSTRUCTION						
111 LICENSED SALARIES	49,047.58	0.00	400,000.00	600,000.00	600,000.00	600,000.00
112 CLASSIFIED SALARIES	1,171.51	0.00	0.00	0.00	0.00	0.00
121 SUBSTITUTES-LICENSED	1,682.28	1,503.36	2,937.89	2,937.89	2,937.89	2,937.89
131 EXTRA DUTY	125.15	0.00	0.00	11.71	11.71	11.71
211 EMPLOYER CONTRIBUTION	0.00	91.10	70.80	82.51	82.51	82.51
212 EMPLOYER PD PERS PU 6.00%	3,029.76	0.00	5,014.69	5,020.10	5,020.10	5,020.10
213 PERS UAL	7,093.53	119.56	15,300.55	15,346.83	15,346.83	15,346.83
214 PERS BOND	0.00	0.00	0.00	86.85	86.85	86.85
216 OPSRP	4,107.53	0.00	13,095.78	13,128.93	13,128.93	13,128.93
FUNCTION 1121 MIDDLE SCHOOL INSTRUCTION						
220 FICA	3,799.10	115.02	224.75	363.35	363.35	363.35
231 WORKERS' COMPENSATION	242.47	6.53	0.00	14.49	14.49	14.49
232 UNEMPLOYMENT COMPENSATION	0.00	0.00	0.00	9.06	9.06	9.06
233 FAMILY & MEDICAL LEAVE INSURANCE	0.00	0.00	0.00	3.62	3.62	3.62
241 LICENSED INSURANCE	17,422.35	0.00	40,000.00	40,000.00	40,000.00	40,000.00
242 CLASSIFIED INSURANCE	5.03	0.00	0.00	0.00	0.00	0.00
246 DISTRICT PD TSA--LICENSED	0.00	0.00	0.00	0.00	0.00	0.00
FUNCTION 1131 HIGH SCHOOL INSTRUCTION						
111 LICENSED SALARIES	0.00	0.00	0.00	0.00	0.00	0.00
112 CLASSIFIED SALARIES	0.00	8,242.81	0.00	0.00	0.00	0.00
122 SUBSTITUTES-CLASSIFIED	0.00	40.82	0.00	0.00	0.00	0.00
131 EXTRA DUTY	0.00	0.00	0.00	0.00	0.00	0.00
211 EMPLOYER CONTRIBUTION	0.00	5.65	0.00	0.00	0.00	0.00
212 EMPLOYER PD PERS PU 6.00%	0.00	242.74	0.00	0.00	0.00	0.00
213 PERS UAL	0.00	742.92	0.00	0.00	0.00	0.00
214 PERS BOND	0.00	0.00	0.00	0.00	0.00	0.00
216 OPSRP	0.00	339.82	0.00	0.00	0.00	0.00
220 FICA	0.00	610.85	0.00	0.00	0.00	0.00
231 WORKERS' COMPENSATION	0.00	42.04	0.00	0.00	0.00	0.00

FUND 104 LANE ESD TRANSIT FUND continued

ACCOUNT NUMBER / TITLE	ACTUAL 2018-19	ACTUAL 2019-20	ADOPTED 2020-21	PROPOSED 2021-22	APPROVED 2021-22	ADOPTED 2021-22
FUNCTION 1131 HIGH SCHOOL INSTRUCTION						
232 UNEMPLOYMENT COMPENSATION	0.00	0.00	0.00	0.00	0.00	0.00
233 FAMILY & MEDICAL LEAVE INSURANCE	0.00	0.00	0.00	0.00	0.00	0.00
241 LICENSED INSURANCE	0.00	0.00	0.00	0.00	0.00	0.00
242 CLASSIFIED INSURANCE	0.00	2,230.47	0.00	0.00	0.00	0.00
246 DISTRICT PD TSA--LICENSED	0.00	0.00	0.00	0.00	0.00	0.00
FUNCTION 1250 LESS RESTRICTIVE PROGRAMS						
111 LICENSED SALARIES	195,049.24	61,713.80	427,945.40	634,361.00	634,361.00	634,361.00
112 CLASSIFIED SALARIES	38,373.37	58,973.69	77,723.16	78,629.52	78,629.52	78,629.52
121 SUBSTITUTES-LICENSED	9,050.16	2,356.28	4,604.68	4,604.68	4,604.68	4,604.68
122 SUBSTITUTES-CLASSIFIED	3,664.65	1,354.11	2,765.82	2,765.82	2,765.82	2,765.82
131 EXTRA DUTY	2,241.25	846.32	0.00	0.00	0.00	0.00
211 EMPLOYER CONTRIBUTION	1,397.75	2,191.35	10,818.02	7,183.47	7,183.47	7,183.47
212 EMPLOYER PD PERS PU 6.00%	12,190.56	7,056.97	48,772.18	49,297.70	49,297.70	49,297.70
213 PERS UAL	28,638.16	21,580.15	56,981.03	40,454.84	40,454.84	40,454.84
214 PERS BOND	0.00	0.00	0.00	18,816.68	18,816.68	18,816.68
216 OPSRP	15,743.55	8,641.97	55,905.13	54,338.84	54,338.84	54,338.84
220 FICA	18,155.66	8,939.19	41,507.44	43,111.08	43,111.08	43,111.08
231 WORKERS' COMPENSATION	1,171.28	609.34	1,166.56	1,334.26	1,334.26	1,334.26
232 UNEMPLOYMENT COMPENSATION	0.00	0.00	0.00	833.91	833.91	833.91
233 FAMILY & MEDICAL LEAVE INSURANCE	0.00	0.00	0.00	333.56	333.56	333.56
241 LICENSED INSURANCE	69,689.42	21,509.88	137,424.98	137,973.48	137,973.48	137,973.48
242 CLASSIFIED INSURANCE	3,989.59	36,407.24	14,532.00	14,532.00	14,532.00	14,532.00
246 DISTRICT PD TSA--LICENSED	1,106.65	1,352.51	150.84	153.86	153.86	153.86
247 DISTRICT PD TSA--CLASSIFI	180.19	480.03	0.00	0.00	0.00	0.00
248 DISTRICT PD TSA--SUPV/CON	0.00	0.00	0.00	0.00	0.00	0.00
311 INSTRUCTION SERVICES	0.00	0.00	480,246.71	472,388.25	472,388.25	472,388.25

FUND 104 LANE ESD TRANSIT FUND continued

ACCOUNT NUMBER / TITLE	ACTUAL 2018-19	ACTUAL 2019-20	ADOPTED 2020-21	PROPOSED 2021-22	APPROVED 2021-22	ADOPTED 2021-22
FUNCTION 1299 OTHER PROGRAMS						
112 CLASSIFIED SALARIES	0.00	20,291.82	0.00	0.00	0.00	0.00
122 SUBSTITUTES-CLASSIFIED	0.00	75.36	0.00	0.00	0.00	0.00
131 EXTRA DUTY	0.00	29.80	0.00	0.00	0.00	0.00
211 EMPLOYER CONTRIBUTION	0.00	694.82	0.00	0.00	0.00	0.00
212 EMPLOYER PD PERS PU 6.00%	0.00	1,219.22	0.00	0.00	0.00	0.00
213 PERS UAL	0.00	3,711.21	0.00	0.00	0.00	0.00
214 PERS BOND	0.00	0.00	0.00	0.00	0.00	0.00
216 OPSRP	0.00	1,293.33	0.00	0.00	0.00	0.00
220 FICA	0.00	1,457.00	0.00	0.00	0.00	0.00
231 WORKERS' COMPENSATION	0.00	103.30	0.00	0.00	0.00	0.00
232 UNEMPLOYMENT COMPENSATION	0.00	0.00	0.00	0.00	0.00	0.00
233 FAMILY & MEDICAL LEAVE INSURANCE	0.00	0.00	0.00	0.00	0.00	0.00
242 CLASSIFIED INSURANCE	0.00	14,351.59	0.00	0.00	0.00	0.00
247 DISTRICT PD TSA--CLASSIFI	0.00	76.40	0.00	0.00	0.00	0.00
FUNCTION 2120 GUIDANCE SERVICES						
311 INSTRUCTION SERVICES	0.00	76,109.68	0.00	0.00	0.00	0.00
FUNCTION 2122 GUIDANCE SERVICES						
111 LICENSED SALARIES	7,488.07	0.00	0.00	0.00	0.00	0.00
211 EMPLOYER CONTRIBUTION	0.00	0.00	0.00	0.00	0.00	0.00
212 EMPLOYER PD PERS PU 6.00%	449.27	0.00	0.00	0.00	0.00	0.00
213 PERS UAL	1,037.10	0.00	0.00	0.00	0.00	0.00
214 PERS BOND	0.00	0.00	0.00	0.00	0.00	0.00
216 OPSRP	600.54	0.00	0.00	0.00	0.00	0.00
220 FICA	572.84	0.00	0.00	0.00	0.00	0.00
231 WORKERS' COMPENSATION	34.50	0.00	0.00	0.00	0.00	0.00
232 UNEMPLOYMENT COMPENSATION	0.00	0.00	0.00	0.00	0.00	0.00
233 FAMILY & MEDICAL LEAVE INSURANCE	0.00	0.00	0.00	0.00	0.00	0.00
241 LICENSED INSURANCE	2,437.09	0.00	0.00	0.00	0.00	0.00
341 TRAVEL, LOCAL IN DISTRICT	0.00	0.00	0.00	0.00	0.00	0.00
342 TRAVEL, OUT OF DISTRICT	0.00	0.00	0.00	0.00	0.00	0.00

FUND 104 LANE ESD TRANSIT FUND continued

ACCOUNT NUMBER / TITLE	ACTUAL 2018-19	ACTUAL 2019-20	ADOPTED 2020-21	PROPOSED 2021-22	APPROVED 2021-22	ADOPTED 2021-22
FUNCTION 2130 HEALTH SERVICES						
389 NON INSTRUCTION PROF/TECH	2,000.00	2,500.00	0.00	0.00	0.00	0.00
410 SUPPLIES AND MATERIALS	0.00	0.00	0.00	0.00	0.00	0.00
480 COMPUTER HARDWARE	0.00	0.00	0.00	0.00	0.00	0.00
FUNCTION 2190						
113 ADMINISTRATORS	0.00	43,920.18	99,274.56	301,260.50	301,260.50	301,260.50
211 EMPLOYER CONTRIBUTION	0.00	0.00	0.00	0.00	0.00	0.00
212 EMPLOYER PD PERS PU 6.00%	0.00	2,638.45	6,244.47	6,363.63	6,363.63	6,363.63
213 PERS UAL	0.00	7,994.52	18,920.76	6,703.02	6,703.02	6,703.02
214 PERS BOND	0.00	0.00	0.00	12,578.78	12,578.78	12,578.78
216 OPSRP	0.00	3,693.84	8,742.26	5,875.75	5,875.75	5,875.75
220 FICA	0.00	3,297.53	7,961.70	8,113.63	8,113.63	8,113.63
231 WORKERS' COMPENSATION	0.00	196.23	832.60	848.48	848.48	848.48
232 UNEMPLOYMENT COMPENSATION	0.00	0.00	0.00	530.30	530.30	530.30
233 FAMILY & MEDICAL LEAVE INSURANCE	0.00	0.00	0.00	212.12	212.12	212.12
241 LICENSED INSURANCE	0.00	0.00	0.00	0.00	0.00	0.00
242 CLASSIFIED INSURANCE	0.00	0.00	0.00	0.00	0.00	0.00
244 ADMIN/CONFID INSURANCE	0.00	9,620.10	20,061.60	19,540.30	19,540.30	19,540.30
245 DISTRICT PD TSA	0.00	0.00	4,800.00	4,800.00	4,800.00	4,800.00
FUNCTION 2410 OFFICE OF THE PRINCIPAL						
112 CLASSIFIED SALARIES	1,389.26	0.00	0.00	0.00	0.00	0.00
211 EMPLOYER CONTRIBUTION	0.00	0.00	0.00	0.00	0.00	0.00
212 EMPLOYER PD PERS PU 6.00%	18.24	0.00	0.00	0.00	0.00	0.00
213 PERS UAL	42.10	0.00	0.00	0.00	0.00	0.00
214 PERS BOND	0.00	0.00	0.00	0.00	0.00	0.00
216 OPSRP	24.37	0.00	0.00	0.00	0.00	0.00
220 FICA	86.34	0.00	0.00	0.00	0.00	0.00
231 WORKERS' COMPENSATION	6.90	0.00	0.00	0.00	0.00	0.00
232 UNEMPLOYMENT COMPENSATION	0.00	0.00	0.00	0.00	0.00	0.00
233 FAMILY & MEDICAL LEAVE INSURANCE	0.00	0.00	0.00	0.00	0.00	0.00
242 CLASSIFIED INSURANCE	1,065.24	0.00	0.00	0.00	0.00	0.00

FUND 104 LANE ESD TRANSIT FUND continued

ACCOUNT NUMBER / TITLE	ACTUAL 2018-19	ACTUAL 2019-20	ADOPTED 2020-21	PROPOSED 2021-22	APPROVED 2021-22	ADOPTED 2021-22
FUNCTION 2550 TRANSPORTATION						
331 REIMBURSABLE STUDENT TRAN	3,021.00	0.00	0.00	315,251.60	315,251.60	315,251.60
FUNCTION 7000						
800 ENDING FUND BALANCE	848,315.90	1,252,007.50	0.00	0.00	0.00	0.00
FUND 104 LANE ESD TRANSIT FUND	1,393,025.87	2,055,644.90	2,561,340.00	3,676,307.00	3,676,307.00	3,676,307.00

FUND 105 BETHEL LIFE SKILLS

ACCOUNT NUMBER / TITLE	ACTUAL 2018-19	ACTUAL 2019-20	ADOPTED 2020-21	PROPOSED 2021-22	APPROVED 2021-22	ADOPTED 2021-22
REVENUES:						
1312 TUITION FROM OTHER DISTRICTS	0.00	241,500.00	0.00	112,100.00	112,100.00	112,100.00
2200 RESTRICTED REVENUES	214,500.00	0.00	224,200.00	0.00	0.00	0.00
5400 BEGINNING FUND BALANCE	424,308.31	611,704.13	726,100.00	647,500.00	647,500.00	647,500.00
FUND 105 BETHEL LIFE SKILLS	638,808.31	853,204.13	950,300.00	759,600.00	759,600.00	759,600.00

REQUIREMENTS:

FUNCTION 1220 MORE RESTRICTIVE PROGRAMS

111 LICENSED SALARIES	0.00	39,605.00	40,397.00	41,205.00	41,205.00	41,205.00
112 CLASSIFIED SALARIES	0.00	0.00	0.00	0.00	0.00	0.00
121 SUBSTITUTES-LICENSED	0.00	0.00	4,881.78	4,881.78	4,881.78	4,881.78
122 SUBSTITUTES-CLASSIFIED	0.00	0.00	84.33	84.33	84.33	84.33
131 EXTRA DUTY	0.00	439.20	0.00	0.00	0.00	0.00
211 EMPLOYER CONTRIBUTION	0.00	3,656.87	5,594.98	3,564.23	3,564.23	3,564.23
212 EMPLOYER PD PERS PU 6.00%	0.00	26.34	2,423.82	2,472.30	2,472.30	2,472.30
213 PERS UAL	0.00	4,879.94	7,344.17	2,604.16	2,604.16	2,604.16
214 PERS BOND	0.00	0.00	0.00	4,886.91	4,886.91	4,886.91
216 OPSRP	0.00	36.90	0.00	0.00	0.00	0.00
220 FICA	0.00	3,061.96	3,090.37	3,152.18	3,152.18	3,152.18
231 WORKERS' COMPENSATION	0.00	192.82	323.18	329.64	329.64	329.64
232 UNEMPLOYMENT COMPENSATION	0.00	0.00	0.00	206.03	206.03	206.03
233 FAMILY & MEDICAL LEAVE INSURANCE	0.00	0.00	0.00	82.41	82.41	82.41
241 LICENSED INSURANCE	0.00	0.00	0.00	0.00	0.00	0.00
242 CLASSIFIED INSURANCE	0.00	0.00	0.00	0.00	0.00	0.00
246 DISTRICT PD TSA--LICENSED	0.00	0.00	0.00	0.00	0.00	0.00
247 DISTRICT PD TSA--CLASSIFI	0.00	0.00	0.00	0.00	0.00	0.00
312 INST PROGRAM IMP SERVICES	0.00	3,820.00	0.00	0.00	0.00	0.00
410 SUPPLIES AND MATERIALS	96.54	0.00	0.00	0.00	0.00	0.00
480 COMPUTER HARDWARE	0.00	7,141.58	0.00	0.00	0.00	0.00

FUND 105 BETHEL LIFE SKILLS

ACCOUNT NUMBER / TITLE	ACTUAL 2018-19	ACTUAL 2019-20	ADOPTED 2020-21	PROPOSED 2021-22	APPROVED 2021-22	ADOPTED 2021-22
FUNCTION 1250 LESS RESTRICTIVE PROGRAMS						
111 LICENSED SALARIES	890.79	0.00	0.00	0.00	0.00	0.00
112 CLASSIFIED SALARIES	0.00	0.00	0.00	0.00	0.00	0.00
121 SUBSTITUTES-LICENSED	0.00	2,498.08	4,881.78	4,881.78	4,881.78	4,881.78
122 SUBSTITUTES-CLASSIFIED	49.24	0.00	84.33	84.33	84.33	84.33
131 EXTRA DUTY	226.20	0.00	0.00	0.00	0.00	0.00
211 EMPLOYER CONTRIBUTION	0.00	133.07	0.00	0.07	0.07	0.07
212 EMPLOYER PD PERS PU 6.00%	63.37	0.00	0.00	0.76	0.76	0.76
213 PERS UAL	146.30	174.67	0.00	0.75	0.75	0.75
214 PERS BOND	0.00	0.00	0.00	2.51	2.51	2.51
216 OPSRP	84.71	0.00	0.00	0.16	0.16	0.16
220 FICA	81.26	191.10	0.00	4.00	4.00	4.00
231 WORKERS' COMPENSATION	5.72	12.06	0.00	0.42	0.42	0.42
232 UNEMPLOYMENT COMPENSATION	0.00	0.00	0.00	0.26	0.26	0.26
233 FAMILY & MEDICAL LEAVE INSURANCE	0.00	0.00	0.00	0.10	0.10	0.10
241 LICENSED INSURANCE	717.87	0.00	0.00	0.00	0.00	0.00
242 CLASSIFIED INSURANCE	0.00	0.00	0.00	0.00	0.00	0.00
246 DISTRICT PD TSA--LICENSED	8.91	0.00	0.00	0.00	0.00	0.00
247 DISTRICT PD TSA--CLASSIFI	0.00	0.00	0.00	0.00	0.00	0.00
311 INSTRUCTION SERVICES	0.00	0.00	100,000.00	100,000.00	100,000.00	100,000.00
312 INST PROGRAM IMP SERVICES	0.00	0.00	136,197.77	136,197.77	136,197.77	136,197.77
319 OTHER INST, PROF & TECH	0.00	2,257.75	0.00	0.00	0.00	0.00
410 SUPPLIES AND MATERIALS	1,305.01	4,291.75	5,000.00	5,000.00	5,000.00	5,000.00
460 NON-CONSUMABLE ITEMS	701.92	3,216.67	2,000.00	2,000.00	2,000.00	2,000.00
470 COMPUTER SOFTWARE	356.50	0.00	2,000.00	2,000.00	2,000.00	2,000.00
480 COMPUTER HARDWARE	0.00	298.90	2,000.00	2,000.00	2,000.00	2,000.00
FUNCTION 2134 NURSE SERVICES						
319 OTHER INST, PROF & TECH	0.00	2,749.95	0.00	0.00	0.00	0.00

FUND 105 BETHEL LIFE SKILLS

ACCOUNT NUMBER / TITLE	ACTUAL 2018-19	ACTUAL 2019-20	ADOPTED 2020-21	PROPOSED 2021-22	APPROVED 2021-22	ADOPTED 2021-22
FUNCTION 2150 SPEECH PATHOLOGY						
111 LICENSED SALARIES	14,857.77	10,731.63	8,079.40	8,241.00	8,241.00	8,241.00
112 CLASSIFIED SALARIES	4,652.94	0.00	0.00	0.00	0.00	0.00
211 EMPLOYER CONTRIBUTION	0.00	1,489.26	1,130.19	719.97	719.97	719.97
212 EMPLOYER PD PERS PU 6.00%	279.19	645.22	489.61	499.40	499.40	499.40
213 PERS UAL	644.41	1,954.83	1,483.52	526.04	526.04	526.04
214 PERS BOND	0.00	0.00	0.00	987.16	987.16	987.16
216 OPSRP	373.14	0.00	0.00	0.00	0.00	0.00
220 FICA	1,465.80	784.64	624.25	636.74	636.74	636.74
231 WORKERS' COMPENSATION	94.07	48.28	65.28	66.59	66.59	66.59
232 UNEMPLOYMENT COMPENSATION	0.00	0.00	0.00	41.62	41.62	41.62
233 FAMILY & MEDICAL LEAVE INSURANCE	0.00	0.00	0.00	16.65	16.65	16.65
241 LICENSED INSURANCE	0.00	2,574.35	2,043.43	2,084.30	2,084.30	2,084.30
242 CLASSIFIED INSURANCE	2.52	0.00	0.00	0.00	0.00	0.00
246 DISTRICT PD TSA--LICENSED	0.00	109.38	80.79	82.41	82.41	82.41
247 DISTRICT PD TSA--CLASSIFI	0.00	0.00	0.00	0.00	0.00	0.00
FUNCTION 4150 BUILDING ACQUISITION, CONSTRUCTION, AND IMPROVEMENTS						
520 BUILDING ACQUISITION	0.00	35,208.75	620,000.00	430,056.23	430,056.23	430,056.23
FUNCTION 7000						
800 ENDING FUND BALANCE	611,704.13	720,973.18	0.00	0.00	0.00	0.00
FUND 105 BETHEL LIFE SKILLS	638,808.31	853,204.13	950,300.00	759,600.00	759,600.00	759,600.00

FUND 106 BETHEL PRINT SHOP EQUIPMENT

ACCOUNT NUMBER / TITLE	ACTUAL 2018-19	ACTUAL 2019-20	ADOPTED 2020-21	PROPOSED 2021-22	APPROVED 2021-22	ADOPTED 2021-22
REVENUES:						
1990 MISCELLANEOUS	20,328.89	14,815.46	22,000.00	6,000.00	6,000.00	6,000.00
5200 TRANSFER IN	0.00	0.00	0.00	0.00	0.00	0.00
5400 BEGINNING FUND BALANCE	115,822.94	119,746.83	134,000.00	140,500.00	140,500.00	140,500.00
FUND 106 BETHEL PRINT SHOP EQUIPMENT	136,151.83	134,562.29	156,000.00	146,500.00	146,500.00	146,500.00
REQUIREMENTS:						
FUNCTION 2574 PRINTING, PUBLICATION, DUPLICATING						
300 SERVICES	0.00	0.00	3,000.00	2,000.00	2,000.00	2,000.00
400 SUPPLIES	0.00	0.00	35,000.00	33,000.00	33,000.00	33,000.00
500 CAPITAL OUTLAY	16,405.00	0.00	118,000.00	111,500.00	111,500.00	111,500.00
FUNCTION 7000						
800 ENDING FUND BALANCE	119,746.83	134,562.29	0.00	0.00	0.00	0.00
FUND 106 BETHEL PRINT SHOP EQUIPMENT	136,151.83	134,562.29	156,000.00	146,500.00	146,500.00	146,500.00

FUND 107 TECHNOLOGY FUND

ACCOUNT NUMBER / TITLE	ACTUAL 2018-19	ACTUAL 2019-20	ADOPTED 2020-21	PROPOSED 2021-22	APPROVED 2021-22	ADOPTED 2021-22
REVENUES:						
1990 MISCELLANEOUS	0.00	0.00	0.00	0.00	0.00	0.00
5200 TRANSFER IN	0.00	0.00	0.00	250,000.00	250,000.00	250,000.00
5400 BEGINNING FUND BALANCE	0.00	0.00	0.00	0.00	0.00	0.00
FUND 107 TECHNOLOGY FUND	0.00	0.00	0.00	250,000.00	250,000.00	250,000.00
REQUIREMENTS:						
FUNCTION 2660 TECHNOLOGY SERVICES						
300 SERVICES	0.00	0.00	0.00	50,000.00	50,000.00	50,000.00
400 SUPPLIES	0.00	0.00	0.00	100,000.00	100,000.00	100,000.00
500 CAPITAL OUTLAY	0.00	0.00	0.00	100,000.00	100,000.00	100,000.00
FUNCTION 7000						
800 ENDING FUND BALANCE	0.00	0.00	0.00	0.00	0.00	0.00
FUND 107 TECHNOLOGY FUND	0.00	0.00	0.00	250,000.00	250,000.00	250,000.00

FUND 108 LAND ACQUISITION FUND

ACCOUNT NUMBER / TITLE	ACTUAL 2018-19	ACTUAL 2019-20	ADOPTED 2020-21	PROPOSED 2021-22	APPROVED 2021-22	ADOPTED 2021-22
REVENUES:						
1990 MISCELLANEOUS	0.00	0.00	0.00	0.00	0.00	0.00
5300 SALE OF ASSEST	79,090.00	0.00	0.00	0.00	0.00	0.00
5400 BEGINNING FUND BALANCE	0.00	79,090.00	79,090.00	57,490.00	57,490.00	57,490.00
FUND 108 LAND ACQUISITION FUND	79,090.00	79,090.00	79,090.00	57,490.00	57,490.00	57,490.00
REQUIREMENTS:						
FUNCTION 2660 TECHNOLOGY SERVICES						
470 COMPUTER SOFTWARE	0.00	0.00	79,090.00	57,490.00	57,490.00	57,490.00
480 COMPUTER HARDWARE	0.00	0.00	0.00	0.00	0.00	0.00
FUNCTION 7000						
800 ENDING FUND BALANCE	79,090.00	79,090.00	0.00	0.00	0.00	0.00
FUND 108 LAND ACQUISITION FUND	79,090.00	79,090.00	79,090.00	57,490.00	57,490.00	57,490.00

FUND 109 MAINTENANCE FUND

ACCOUNT NUMBER / TITLE	ACTUAL 2018-19	ACTUAL 2019-20	ADOPTED 2020-21	PROPOSED 2021-22	APPROVED 2021-22	ADOPTED 2021-22
REVENUES:						
1990 MISCELLANEOUS	0.00	0.00	0.00	0.00	0.00	0.00
5200 TRANSFER IN	0.00	0.00	0.00	250,000.00	250,000.00	250,000.00
5400 BEGINNING FUND BALANCE	0.00	0.00	0.00	0.00	0.00	0.00
FUND 109 MAINTENANCE FUND	0.00	0.00	0.00	250,000.00	250,000.00	250,000.00
REQUIREMENTS:						
FUNCTION 2544 MAINTENANCE						
300 SERVICES	0.00	0.00	0.00	0.00	0.00	0.00
400 SUPPLIES	0.00	0.00	0.00	50,000.00	50,000.00	50,000.00
500 CAPITAL OUTLAY	0.00	0.00	0.00	200,000.00	200,000.00	200,000.00
FUNCTION 7000						
800 ENDING FUND BALANCE	0.00	0.00	0.00	0.00	0.00	0.00
FUND 109 MAINTENANCE FUND	0.00	0.00	0.00	250,000.00	250,000.00	250,000.00

FUND 110 SCHOOL SUPPLY CARRYOVER

ACCOUNT NUMBER / TITLE	ACTUAL 2018-19	ACTUAL 2019-20	ADOPTED 2020-21	PROPOSED 2021-22	APPROVED 2021-22	ADOPTED 2021-22
REVENUES:						
1990 MISCELLANEOUS	0.00	0.00	300,000.00	300,000.00	300,000.00	300,000.00
5200 INTERFUND TRANSFERS	11,833.67	73,601.69	30,000.00	100,000.00	100,000.00	100,000.00
5400 BEGINNING FUND BALANCE	166,172.12	92,187.13	70,000.00	117,000.00	117,000.00	117,000.00
FUND 110 SCHOOL SUPPLY CARRYOVER	178,005.79	165,788.82	400,000.00	517,000.00	517,000.00	517,000.00

REQUIREMENTS:

FUNCTION 1111 ELEMENTARY INSTRUCTION

111 LICENSED SALARIES	0.00	4,762.41	4,860.56	4,957.74	4,957.74	4,957.74
112 CLASSIFIED SALARIES	0.00	0.00	0.00	0.00	0.00	0.00
121 SUBSTITUTES-LICENSED	691.50	0.00	969.56	969.56	969.56	969.56
122 SUBSTITUTES-CLASSIFIED	199.25	0.00	448.05	448.05	448.05	448.05
131 EXTRA DUTY	3,049.83	3.78	0.00	0.00	0.00	0.00
211 EMPLOYER CONTRIBUTION	101.37	659.59	673.19	433.94	433.94	433.94
212 EMPLOYER PD PERS PU 6.00%	141.76	95.47	291.63	302.78	302.78	302.78
213 PERS UAL	389.91	866.48	883.65	335.40	335.40	335.40
214 PERS BOND	0.00	0.00	0.00	633.83	633.83	633.83
216 OPSRP	164.87	0.32	0.00	14.29	14.29	14.29
220 FICA	292.53	349.24	371.83	452.42	452.42	452.42
231 WORKERS' COMPENSATION	18.76	21.57	38.88	47.31	47.31	47.31
232 UNEMPLOYMENT COMPENSATION	0.00	0.00	0.00	29.57	29.57	29.57
233 FAMILY & MEDICAL LEAVE INSURANCE	0.00	0.00	0.00	11.83	11.83	11.83
241 LICENSED INSURANCE	0.00	1,040.60	1,219.50	1,243.89	1,243.89	1,243.89
242 CLASSIFIED INSURANCE	0.00	1.00	0.00	0.00	0.00	0.00
246 DISTRICT PD TSA--LICENSED	0.00	0.00	0.00	0.00	0.00	0.00
247 DISTRICT PD TSA--CLASSIFI	0.00	0.00	0.00	0.00	0.00	0.00
311 INSTRUCTION SERVICES	775.00	1,591.80	0.00	0.00	0.00	0.00
312 INST PROGRAM IMP SERVICES	0.00	0.00	1,000.00	1,000.00	1,000.00	1,000.00
313 STUDENT SERVICES-TRUANCY	658.12	135.00	0.00	0.00	0.00	0.00

FUND 110 SCHOOL SUPPLY CARRYOVER

ACCOUNT NUMBER / TITLE	ACTUAL 2018-19	ACTUAL 2019-20	ADOPTED 2020-21	PROPOSED 2021-22	APPROVED 2021-22	ADOPTED 2021-22
FUNCTION 1111 ELEMENTARY INSTRUCTION						
341 TRAVEL, LOCAL IN DISTRICT	0.00	0.00	0.00	0.00	0.00	0.00
342 TRAVEL, OUT OF DISTRICT	0.00	0.00	0.00	0.00	0.00	0.00
353 POSTAGE	11.00	0.00	0.00	0.00	0.00	0.00
389 NON INSTRUCTION PROF/TECH	0.00	125.34	0.00	0.00	0.00	0.00
410 SUPPLIES AND MATERIALS	18,799.75	6,701.34	150,000.00	150,000.00	150,000.00	150,000.00
420 TEXTBOOKS	0.00	0.00	0.00	0.00	0.00	0.00
430 LIBRARY BOOKS	0.00	0.00	0.00	0.00	0.00	0.00
460 NON-CONSUMABLE ITEMS	12,774.78	3,181.99	25,000.00	25,000.00	25,000.00	25,000.00
470 COMPUTER SOFTWARE	2,551.25	486.98	25,000.00	25,000.00	25,000.00	25,000.00
480 COMPUTER HARDWARE	0.00	1,195.09	26,243.14	26,243.14	26,243.14	26,243.14
640 DUES & FEES	0.00	0.00	0.00	0.00	0.00	0.00
FUNCTION 1121 MIDDLE SCHOOL INSTRUCTION						
121 SUBSTITUTES-LICENSED	0.00	0.00	0.00	0.00	0.00	0.00
131 EXTRA DUTY	76.86	0.00	0.00	0.00	0.00	0.00
211 EMPLOYER CONTRIBUTION	0.00	0.00	0.00	0.00	0.00	0.00
212 EMPLOYER PD PERS PU 6.00%	4.61	0.00	0.00	0.00	0.00	0.00
213 PERS UAL	10.64	0.00	0.00	0.00	0.00	0.00
214 PERS BOND	0.00	0.00	0.00	0.00	0.00	0.00
216 OPSRP	6.17	0.00	0.00	0.00	0.00	0.00
220 FICA	5.39	0.00	0.00	0.00	0.00	0.00
231 WORKERS' COMPENSATION	1.50	0.00	0.00	0.00	0.00	0.00
232 UNEMPLOYMENT COMPENSATION	0.00	0.00	0.00	0.00	0.00	0.00
233 FAMILY & MEDICAL LEAVE INSURANCE	0.00	0.00	0.00	0.00	0.00	0.00
313 STUDENT SERVICES-TRUANCY	1,183.24	405.00	0.00	0.00	0.00	0.00
322 REPAIRS & MAINTENANCE	670.00	0.00	0.00	0.00	0.00	0.00
353 POSTAGE	0.00	0.00	0.00	0.00	0.00	0.00
389 NON INSTRUCTION PROF/TECH	0.00	0.00	35,000.00	35,000.00	35,000.00	35,000.00
410 SUPPLIES AND MATERIALS	10,815.82	0.00	3,000.00	3,000.00	3,000.00	3,000.00
460 NON-CONSUMABLE ITEMS	7,608.89	319.26	0.00	0.00	0.00	0.00
470 COMPUTER SOFTWARE	0.00	0.00	0.00	0.00	0.00	0.00
500 CAPITAL OUTLAY	0.00	0.00	0.00	0.00	0.00	0.00

FUND 110 SCHOOL SUPPLY CARRYOVER

ACCOUNT NUMBER / TITLE	ACTUAL 2018-19	ACTUAL 2019-20	ADOPTED 2020-21	PROPOSED 2021-22	APPROVED 2021-22	ADOPTED 2021-22
FUNCTION 1131 HIGH SCHOOL INSTRUCTION						
313 STUDENT SERVICES-TRUANCY	1,280.92	0.00	0.00	0.00	0.00	0.00
342 TRAVEL, OUT OF DISTRICT	0.00	0.00	0.00	0.00	0.00	0.00
389 NON INSTRUCTION PROF/TECH	0.00	0.00	75,000.00	75,000.00	75,000.00	75,000.00
410 SUPPLIES AND MATERIALS	1,017.00	0.00	0.00	0.00	0.00	0.00
460 NON-CONSUMABLE ITEMS	2,918.00	0.00	0.00	0.00	0.00	0.00
480 COMPUTER HARDWARE	10,569.31	0.00	0.00	0.00	0.00	0.00
FUNCTION 1220 MORE RESTRICTIVE ENVIRONMENT						
121 SUBSTITUTES-LICENSED	0.00	0.00	0.00	0.00	0.00	0.00
131 EXTRA DUTY	152.78	0.00	0.00	0.00	0.00	0.00
211 EMPLOYER CONTRIBUTION	0.00	0.00	0.00	0.00	0.00	0.00
212 EMPLOYER PD PERS PU 6.00%	7.33	0.00	0.00	0.00	0.00	0.00
213 PERS UAL	16.97	0.00	0.00	0.00	0.00	0.00
214 PERS BOND	0.00	0.00	0.00	0.00	0.00	0.00
216 OPSRP	9.82	0.00	0.00	0.00	0.00	0.00
220 FICA	11.20	0.00	0.00	0.00	0.00	0.00
231 WORKERS' COMPENSATION	0.73	0.00	0.00	0.00	0.00	0.00
232 UNEMPLOYMENT COMPENSATION	0.00	0.00	0.00	0.00	0.00	0.00
233 FAMILY & MEDICAL LEAVE INSURANCE	0.00	0.00	0.00	0.00	0.00	0.00
460 NON-CONSUMABLE ITEMS	0.00	0.00	0.00	0.00	0.00	0.00
FUNCTION 1250 LESS RESTRICTIVE ENVIRONMENT						
121 SUBSTITUTES-LICENSED	0.00	0.00	0.00	0.00	0.00	0.00
122 SUBSTITUTES-CLASSIFIED	43.02	0.00	0.00	0.00	0.00	0.00
131 EXTRA DUTY	154.76	0.00	0.00	0.00	0.00	0.00
211 EMPLOYER CONTRIBUTION	4.45	0.00	0.00	0.06	0.06	0.06
212 EMPLOYER PD PERS PU 6.00%	8.45	0.00	0.00	0.67	0.67	0.67
213 PERS UAL	19.52	0.00	0.00	0.66	0.66	0.66
214 PERS BOND	0.00	0.00	0.00	2.19	2.19	2.19
216 OPSRP	8.63	0.00	0.00	0.14	0.14	0.14
220 FICA	13.05	0.00	0.00	3.49	3.49	3.49
231 WORKERS' COMPENSATION	3.64	0.00	0.00	0.37	0.37	0.37

FUND 110 SCHOOL SUPPLY CARRYOVER

ACCOUNT NUMBER / TITLE	ACTUAL 2018-19	ACTUAL 2019-20	ADOPTED 2020-21	PROPOSED 2021-22	APPROVED 2021-22	ADOPTED 2021-22
FUNCTION 1250 LESS RESTRICTIVE ENVIRONMENT						
232 UNEMPLOYMENT COMPENSATION	0.00	0.00	0.00	0.23	0.23	0.23
233 FAMILY & MEDICAL LEAVE INSURANCE	0.00	0.00	0.00	0.09	0.09	0.09
460 NON-CONSUMABLE ITEMS	0.00	0.00	0.00	0.37	0.37	0.37
FUNCTION 1272 INSTRUCTION						
121 SUBSTITUTES-LICENSED	0.00	0.00	0.00	0.00	0.00	0.00
122 SUBSTITUTES-CLASSIFIED	0.00	0.00	0.00	0.00	0.00	0.00
131 EXTRA DUTY	319.39	0.00	0.00	0.00	0.00	0.00
211 EMPLOYER CONTRIBUTION	31.72	0.00	0.00	0.00	0.00	0.00
212 EMPLOYER PD PERS PU 6.00%	17.72	0.00	0.00	0.00	0.00	0.00
213 PERS UAL	40.90	0.00	0.00	0.00	0.00	0.00
214 PERS BOND	0.00	0.00	0.00	0.00	0.00	0.00
216 OPSRP	4.64	0.00	0.00	0.00	0.00	0.00
220 FICA	22.60	0.00	0.00	0.00	0.00	0.00
231 WORKERS' COMPENSATION	1.81	0.00	0.00	0.00	0.00	0.00
232 UNEMPLOYMENT COMPENSATION	0.00	0.00	0.00	0.00	0.00	0.00
233 FAMILY & MEDICAL LEAVE INSURANCE	0.00	0.00	0.00	0.00	0.00	0.00
460 NON-CONSUMABLE ITEMS	0.00	0.00	0.00	0.00	0.00	0.00
FUNCTION 1283 DISTRICT ALETERNATIVE PROGRAMS						
389 NON INSTRUCTION PROF/TECH	799.61	0.00	0.00	0.00	0.00	0.00
410 SUPPLIES AND MATERIALS	100.00	2,220.28	0.00	0.00	0.00	0.00
460 NON-CONSUMABLE ITEMS	3,789.25	511.08	0.00	0.00	0.00	0.00
480 COMPUTER HARDWARE	0.00	0.00	0.00	0.00	0.00	0.00
640 DUES & FEES	0.00	0.00	0.00	0.00	0.00	0.00
FUNCTION 1291 ELD						
121 SUBSTITUTES-LICENSED	0.00	0.00	0.00	0.00	0.00	0.00
122 SUBSTITUTES-CLASSIFIED	0.00	0.00	0.00	0.00	0.00	0.00
131 EXTRA DUTY	428.38	0.00	0.00	0.00	0.00	0.00
211 EMPLOYER CONTRIBUTION	0.00	0.00	0.00	0.00	0.00	0.00
212 EMPLOYER PD PERS PU 6.00%	25.24	0.00	0.00	0.00	0.00	0.00

FUND 110 SCHOOL SUPPLY CARRYOVER

ACCOUNT NUMBER / TITLE	ACTUAL 2018-19	ACTUAL 2019-20	ADOPTED 2020-21	PROPOSED 2021-22	APPROVED 2021-22	ADOPTED 2021-22
FUNCTION 1291 ELD						
213 PERS UAL	58.26	0.00	0.00	0.00	0.00	0.00
214 PERS BOND	0.00	0.00	0.00	0.00	0.00	0.00
216 OPSRP	36.37	0.00	0.00	0.00	0.00	0.00
220 FICA	34.43	0.00	0.00	0.00	0.00	0.00
231 WORKERS' COMPENSATION	2.16	0.00	0.00	0.00	0.00	0.00
232 UNEMPLOYMENT COMPENSATION	0.00	0.00	0.00	0.00	0.00	0.00
233 FAMILY & MEDICAL LEAVE INSURANCE	0.00	0.00	0.00	0.00	0.00	0.00
460 NON-CONSUMABLE ITEMS	0.00	0.00	0.00	0.00	0.00	0.00
FUNCTION 2134 NURSING						
121 SUBSTITUTES-LICENSED	0.00	0.00	0.00	0.00	0.00	0.00
122 SUBSTITUTES-CLASSIFIED	0.00	0.00	0.00	0.00	0.00	0.00
131 EXTRA DUTY	33.08	0.00	0.00	0.00	0.00	0.00
211 EMPLOYER CONTRIBUTION	4.41	0.00	0.00	0.00	0.00	0.00
212 EMPLOYER PD PERS PU 6.00%	1.99	0.00	0.00	0.00	0.00	0.00
213 PERS UAL	4.58	0.00	0.00	0.00	0.00	0.00
214 PERS BOND	0.00	0.00	0.00	0.00	0.00	0.00
216 OPSRP	0.00	0.00	0.00	0.00	0.00	0.00
220 FICA	2.20	0.00	0.00	0.00	0.00	0.00
231 WORKERS' COMPENSATION	0.15	0.00	0.00	0.00	0.00	0.00
232 UNEMPLOYMENT COMPENSATION	0.00	0.00	0.00	0.00	0.00	0.00
233 FAMILY & MEDICAL LEAVE INSURANCE	0.00	0.00	0.00	0.00	0.00	0.00
460 NON-CONSUMABLE ITEMS	0.00	0.00	0.00	0.00	0.00	0.00
FUNCTION 2222 LIBRARY						
121 SUBSTITUTES-LICENSED	0.00	0.00	0.00	0.00	0.00	0.00
122 SUBSTITUTES-CLASSIFIED	0.00	0.00	0.00	0.00	0.00	0.00
131 EXTRA DUTY	17.68	0.00	0.00	0.00	0.00	0.00
211 EMPLOYER CONTRIBUTION	2.36	0.00	0.00	0.00	0.00	0.00
212 EMPLOYER PD PERS PU 6.00%	1.06	0.00	0.00	0.00	0.00	0.00
213 PERS UAL	2.45	0.00	0.00	0.00	0.00	0.00
214 PERS BOND	0.00	0.00	0.00	0.00	0.00	0.00

FUND 110 SCHOOL SUPPLY CARRYOVER

ACCOUNT NUMBER / TITLE	ACTUAL 2018-19	ACTUAL 2019-20	ADOPTED 2020-21	PROPOSED 2021-22	APPROVED 2021-22	ADOPTED 2021-22
FUNCTION 2222 LIBRARY						
216 OPSRP	0.00	0.00	0.00	0.00	0.00	0.00
220 FICA	1.11	0.00	0.00	0.00	0.00	0.00
231 WORKERS' COMPENSATION	0.10	0.00	0.00	0.00	0.00	0.00
232 UNEMPLOYMENT COMPENSATION	0.00	0.00	0.00	0.00	0.00	0.00
233 FAMILY & MEDICAL LEAVE INSURANCE	0.00	0.00	0.00	0.00	0.00	0.00
460 NON-CONSUMABLE ITEMS	0.00	0.00	0.00	0.00	0.00	0.00
FUNCTION 2240 INSTRUCTIONAL STAFF DEVELOPMENT						
312 INST PROGRAM IMP SERVICES	0.00	1,000.00	0.00	0.00	0.00	0.00
FUNCTION 2410 OFFICE OF THE PRINCIPAL						
342 TRAVEL, OUT OF DISTRICT	549.36	0.00	0.00	0.00	0.00	0.00
410 SUPPLIES AND MATERIALS	1,532.07	0.00	0.00	0.00	0.00	0.00
FUNCTION 2542 MAINTENANCE						
540 DEPRECIABLE EQUIPMENT	0.00	3,076.14	0.00	0.00	0.00	0.00
FUNCTION 2550 TRANSPORTATION						
331 REIMBURSABLE STUDENT TRAN	3.09	0.00	0.00	867.97	867.97	867.97
FUNCTION 2660 TECHNOLOGY						
460 NON-CONSUMABLE ITEMS	0.00	0.00	50,000.00	150,000.00	150,000.00	150,000.00
FUNCTION 3120 FOOD SERVICE PREPARATION						
121 SUBSTITUTES-LICENSED	0.00	0.00	0.00	0.00	0.00	0.00
122 SUBSTITUTES-CLASSIFIED	0.00	0.00	0.00	0.00	0.00	0.00
131 EXTRA DUTY	164.21	0.00	0.00	0.00	0.00	0.00
211 EMPLOYER CONTRIBUTION	0.00	0.00	0.00	0.00	0.00	0.00
212 EMPLOYER PD PERS PU 6.00%	5.75	0.00	0.00	0.00	0.00	0.00
213 PERS UAL	13.27	0.00	0.00	0.00	0.00	0.00
214 PERS BOND	0.00	0.00	0.00	0.00	0.00	0.00
216 OPSRP	7.68	0.00	0.00	0.00	0.00	0.00

FUND 110 SCHOOL SUPPLY CARRYOVER

ACCOUNT NUMBER / TITLE	ACTUAL 2018-19	ACTUAL 2019-20	ADOPTED 2020-21	PROPOSED 2021-22	APPROVED 2021-22	ADOPTED 2021-22
FUNCTION 3120 FOOD SERVICE PREPARATION						
220 FICA	12.54	0.00	0.00	0.00	0.00	0.00
231 WORKERS' COMPENSATION	4.66	0.00	0.00	0.00	0.00	0.00
232 UNEMPLOYMENT COMPENSATION	0.00	0.00	0.00	0.00	0.00	0.00
233 FAMILY & MEDICAL LEAVE INSURANCE	0.00	0.00	0.00	0.00	0.00	0.00
460 NON-CONSUMABLE ITEMS	0.00	0.00	0.00	0.00	0.00	0.00
FUNCTION 3390 OTHER COMMUNITY SERVICES						
640 DUES & FEES	0.00	0.00	0.00	16,000.00	16,000.00	16,000.00
FUNCTION 5200 TRANSFER OF FUNDS						
710 FUND MODIFICATIONS	0.00	0.00	0.00	0.00	0.00	0.00
FUNCTION 7000						
800 ENDING FUND BALANCE	92,687.13	137,039.06	0.00	0.00	0.00	0.00
FUND 110 SCHOOL SUPPLY CARRYOVER	178,005.79	165,788.82	400,000.00	517,000.00	517,000.00	517,000.00

FUND 111 TURF FIELD REPLACEMENT FUND

ACCOUNT NUMBER / TITLE	ACTUAL 2018-19	ACTUAL 2019-20	ADOPTED 2020-21	PROPOSED 2021-22	APPROVED 2021-22	ADOPTED 2021-22
REVENUES:						
1510 INTEREST ON INVESTMENTS	15,533.74	13,614.85	11,000.00	100.00	100.00	100.00
5150 LOAN RECEIPTS	52,000.00	52,000.00	0.00	0.00	0.00	0.00
5200 INTERFUND TRANSFERS	0.00	0.00	0.00	75,000.00	75,000.00	75,000.00
5400 BEGINNING FUND BALANCE	577,331.40	639,865.12	710,000.00	4,834.00	4,834.00	4,834.00
FUND 111 TURF FIELD REPLACEMENT FUND	644,865.14	705,479.97	721,000.00	79,934.00	79,934.00	79,934.00
REQUIREMENTS:						
FUNCTION 2520 BUSINESS SERVICES						
389 NON INSTRUCTION PROF/TECH	0.02	0.02	20.00	20.00	20.00	20.00
FUNCTION 2543 CARE, UPKEEP OF GROUNDS						
322 REPAIRS & MAINTENANCE	5,000.00	0.00	5,000.00	5,000.00	5,000.00	5,000.00
410 SUPPLIES AND MATERIALS	0.00	0.00	5,000.00	5,000.00	5,000.00	5,000.00
530 IMPROVE OTHER THAN BUILD	0.00	320,571.63	0.00	0.00	0.00	0.00
540 DEPRECIABLE EQUIPMENT	0.00	0.00	710,980.00	69,914.00	69,914.00	69,914.00
FUNCTION 5110 LONG TERM DEBT SERVICE						
790 OTHER TRANSFERS	0.00	0.00	0.00	0.00	0.00	0.00
FUNCTION 7000						
800 ENDING FUND BALANCE	639,865.14	384,908.32	0.00	0.00	0.00	0.00
FUND 111 TURF FIELD REPLACEMENT FUND	644,865.16	705,479.97	721,000.00	79,934.00	79,934.00	79,934.00

FUND 112 BUILDING RENTAL ACCOUNTS

ACCOUNT NUMBER / TITLE	ACTUAL 2018-19	ACTUAL 2019-20	ADOPTED 2020-21	PROPOSED 2021-22	APPROVED 2021-22	ADOPTED 2021-22
REVENUES:						
1910 RENTALS	134,784.69	97,595.65	100,000.00	120,000.00	120,000.00	120,000.00
1920 CONTRIBUTIONS AND DONATIONS	18,598.63	2,741.09	30,000.00	2,000.00	2,000.00	2,000.00
1990 MISCELLANEOUS	52.60	10.80	0.00	0.00	0.00	0.00
5200 INTERFUND TRANSFERS	0.00	0.00	0.00	0.00	0.00	0.00
5400 BEGINNING FUND BALANCE	314,674.31	343,591.76	264,500.00	444,000.00	444,000.00	444,000.00
FUND 112 BUILDING RENTAL ACCOUNTS	468,110.23	443,939.30	394,500.00	566,000.00	566,000.00	566,000.00

REQUIREMENTS:

FUNCTION 1111 ELEMENTARY INSTRUCTION

111 LICENSED SALARIES	21,644.90	11,926.48	14,719.11	15,516.43	15,516.43	15,516.43
112 CLASSIFIED SALARIES	15,888.03	8,826.40	10,365.36	10,795.79	10,795.79	10,795.79
121 SUBSTITUTES-LICENSED	198.08	1,503.36	2,937.89	2,937.89	2,937.89	2,937.89
122 SUBSTITUTES-CLASSIFIED	548.11	78.50	638.31	638.31	638.31	638.31
124 TEMPORARY-CLASSIFIED	55.40	0.00	0.00	0.00	0.00	0.00
131 EXTRA DUTY	5,166.01	2,575.22	0.00	0.00	0.00	0.00
211 EMPLOYER CONTRIBUTION	2,844.12	128.57	2,659.54	1,775.97	1,775.97	1,775.97
212 EMPLOYER PD PERS PU 6.00%	2,370.86	514.31	1,519.76	1,602.57	1,602.57	1,602.57
213 PERS UAL	5,484.36	1,746.33	4,860.91	1,977.32	1,977.32	1,977.32
214 PERS BOND	0.00	0.00	0.00	3,158.75	3,158.75	3,158.75
216 OPSRP	1,468.56	728.93	632.81	468.49	468.49	468.49
220 FICA	3,163.70	1,850.37	2,143.71	2,298.47	2,298.47	2,298.47
231 WORKERS' COMPENSATION	220.29	119.68	200.68	216.86	216.86	216.86
232 UNEMPLOYMENT COMPENSATION	0.00	0.00	0.00	135.54	135.54	135.54
233 FAMILY & MEDICAL LEAVE INSURANCE	0.00	0.00	0.00	54.21	54.21	54.21
241 LICENSED INSURANCE	6,897.24	0.00	0.00	0.00	0.00	0.00
242 CLASSIFIED INSURANCE	1,289.39	1,821.09	1,720.00	1,720.00	1,720.00	1,720.00
246 DISTRICT PD TSA--LICENSED	27.58	0.00	0.00	0.00	0.00	0.00
247 DISTRICT PD TSA--CLASSIFI	13.53	53.00	0.00	0.00	0.00	0.00
311 INSTRUCTION SERVICES	1,060.00	0.00	0.00	0.00	0.00	0.00

FUND 112 BUILDING RENTAL ACCOUNTS continued

ACCOUNT NUMBER / TITLE	ACTUAL 2018-19	ACTUAL 2019-20	ADOPTED 2020-21	PROPOSED 2021-22	APPROVED 2021-22	ADOPTED 2021-22
FUNCTION 1111 ELEMENTARY INSTRUCTION						
341 TRAVEL, LOCAL IN DISTRICT	49.31	5.22	0.00	0.00	0.00	0.00
342 TRAVEL, OUT OF DISTRICT	53.41	61.91	0.00	0.00	0.00	0.00
389 NON INSTRUCTION PROF/TECH	0.00	35.81	0.00	0.00	0.00	0.00
410 SUPPLIES AND MATERIALS	9,121.01	10,336.00	45,000.00	65,611.06	65,611.06	65,611.06
420 TEXTBOOKS	0.00	0.00	0.00	0.00	0.00	0.00
460 NON-CONSUMABLE ITEMS	4,053.83	1,550.41	25,000.00	25,000.00	25,000.00	25,000.00
470 COMPUTER SOFTWARE	149.97	0.00	10,000.00	10,000.00	10,000.00	10,000.00
480 COMPUTER HARDWARE	6,979.50	0.00	10,000.00	10,000.00	10,000.00	10,000.00
FUNCTION 1121 MIDDLE SCHOOL INSTRUCTION						
112 CLASSIFIED SALARIES	0.00	0.00	0.00	0.00	0.00	0.00
121 SUBSTITUTES-LICENSED	0.00	0.00	0.00	0.00	0.00	0.00
131 EXTRA DUTY	360.80	1,734.54	0.00	0.00	0.00	0.00
211 EMPLOYER CONTRIBUTION	0.00	53.73	0.00	0.00	0.00	0.00
212 EMPLOYER PD PERS PU 6.00%	21.64	95.06	0.00	0.00	0.00	0.00
213 PERS UAL	49.94	287.87	0.00	0.00	0.00	0.00
214 PERS BOND	0.00	0.00	0.00	0.00	0.00	0.00
216 OPSRP	28.94	100.42	0.00	0.00	0.00	0.00
220 FICA	25.62	114.15	0.00	0.00	0.00	0.00
231 WORKERS' COMPENSATION	1.64	7.10	0.00	0.00	0.00	0.00
232 UNEMPLOYMENT COMPENSATION	0.00	0.00	0.00	0.00	0.00	0.00
233 FAMILY & MEDICAL LEAVE INSURANCE	0.00	0.00	0.00	0.00	0.00	0.00
241 LICENSED INSURANCE	0.00	0.00	0.00	0.00	0.00	0.00
242 CLASSIFIED INSURANCE	0.00	0.00	0.00	0.00	0.00	0.00
246 DISTRICT PD TSA--LICENSED	0.00	0.00	0.00	0.00	0.00	0.00
313 STUDENT SERVICES-TRUANCY	0.00	0.00	0.00	0.00	0.00	0.00
322 REPAIRS & MAINTENANCE	0.00	287.30	0.00	0.00	0.00	0.00
324 RENTALS	0.00	36.00	0.00	0.00	0.00	0.00
342 TRAVEL, OUT OF DISTRICT	192.22	0.00	0.00	0.00	0.00	0.00
389 NON INSTRUCTION PROF/TECH	0.00	89.53	0.00	0.00	0.00	0.00
410 SUPPLIES AND MATERIALS	6,774.13	5,177.42	55,000.00	55,000.00	55,000.00	55,000.00

FUND 112 BUILDING RENTAL ACCOUNTS continued

ACCOUNT NUMBER / TITLE	ACTUAL 2018-19	ACTUAL 2019-20	ADOPTED 2020-21	PROPOSED 2021-22	APPROVED 2021-22	ADOPTED 2021-22
FUNCTION 1121 MIDDLE SCHOOL INSTRUCTION						
460 NON-CONSUMABLE ITEMS	3,318.77	1,006.78	0.00	0.00	0.00	0.00
470 COMPUTER SOFTWARE	11.96	144.00	0.00	0.00	0.00	0.00
480 COMPUTER HARDWARE	3,681.06	0.00	0.00	0.00	0.00	0.00
640 DUES & FEES	0.00	1,050.00	0.00	0.00	0.00	0.00
FUNCTION 1131 HIGH SCHOOL INSTRUCTION						
112 CLASSIFIED SALARIES	0.00	0.00	0.00	0.00	0.00	0.00
121 SUBSTITUTES-LICENSED	0.00	0.00	0.00	0.00	0.00	0.00
131 EXTRA DUTY	0.00	0.00	0.00	0.00	0.00	0.00
211 EMPLOYER CONTRIBUTION	0.00	0.00	0.00	0.00	0.00	0.00
212 EMPLOYER PD PERS PU 6.00%	0.00	0.00	0.00	0.00	0.00	0.00
213 PERS UAL	0.00	0.00	0.00	0.00	0.00	0.00
214 PERS BOND	0.00	0.00	0.00	0.00	0.00	0.00
216 OPSRP	0.00	0.00	0.00	0.00	0.00	0.00
220 FICA	0.00	0.00	0.00	0.00	0.00	0.00
231 WORKERS' COMPENSATION	0.00	0.00	0.00	0.00	0.00	0.00
232 UNEMPLOYMENT COMPENSATION	0.00	0.00	0.00	0.00	0.00	0.00
233 FAMILY & MEDICAL LEAVE INSURANCE	0.00	0.00	0.00	0.00	0.00	0.00
241 LICENSED INSURANCE	0.00	0.00	0.00	0.00	0.00	0.00
242 CLASSIFIED INSURANCE	0.00	0.00	0.00	0.00	0.00	0.00
246 DISTRICT PD TSA--LICENSED	0.00	0.00	0.00	0.00	0.00	0.00
313 STUDENT SERVICES-TRUANCY	0.00	0.00	0.00	0.00	0.00	0.00
389 NON INSTRUCTION PROF/TECH	0.00	4,025.10	0.00	0.00	0.00	0.00
410 SUPPLIES AND MATERIALS	0.00	0.00	36,000.00	56,000.00	56,000.00	56,000.00
460 NON-CONSUMABLE ITEMS	174.92	7,287.64	8,000.00	8,000.00	8,000.00	8,000.00
470 COMPUTER SOFTWARE	250.00	0.00	0.00	0.00	0.00	0.00
480 COMPUTER HARDWARE	6,857.69	0.00	5,313.25	5,313.25	5,313.25	5,313.25
FUNCTION 1210 TALANTED AND GIFTED						
410 SUPPLIES AND MATERIALS	0.00	0.00	0.00	0.00	0.00	0.00

FUND 112 BUILDING RENTAL ACCOUNTS continued

ACCOUNT NUMBER / TITLE	ACTUAL 2018-19	ACTUAL 2019-20	ADOPTED 2020-21	PROPOSED 2021-22	APPROVED 2021-22	ADOPTED 2021-22
FUNCTION 1220 RESTRICTIVE PROGRAMS						
112 CLASSIFIED SALARIES	16.56	0.00	0.00	0.00	0.00	0.00
121 SUBSTITUTES-LICENSED	0.00	0.00	0.00	0.00	0.00	0.00
131 EXTRA DUTY	249.85	17.52	0.00	0.00	0.00	0.00
211 EMPLOYER CONTRIBUTION	6.62	2.43	0.00	0.00	0.00	0.00
212 EMPLOYER PD PERS PU 6.00%	13.41	1.05	0.00	0.00	0.00	0.00
213 PERS UAL	30.96	3.19	0.00	0.00	0.00	0.00
214 PERS BOND	0.00	0.00	0.00	0.00	0.00	0.00
216 OPSRP	13.95	0.00	0.00	0.00	0.00	0.00
220 FICA	19.93	1.34	0.00	0.00	0.00	0.00
231 WORKERS' COMPENSATION	1.26	0.10	0.00	0.00	0.00	0.00
232 UNEMPLOYMENT COMPENSATION	0.00	0.00	0.00	0.00	0.00	0.00
233 FAMILY & MEDICAL LEAVE INSURANCE	0.00	0.00	0.00	0.00	0.00	0.00
241 LICENSED INSURANCE	0.00	0.00	0.00	0.00	0.00	0.00
242 CLASSIFIED INSURANCE	0.00	0.00	0.00	0.00	0.00	0.00
246 DISTRICT PD TSA--LICENSED	0.00	0.00	0.00	0.00	0.00	0.00
FUNCTION 1250 LESS RESTRICTIVE PROGRAMS						
112 CLASSIFIED SALARIES	0.00	0.00	0.00	0.00	0.00	0.00
121 SUBSTITUTES-LICENSED	0.00	0.00	0.00	0.00	0.00	0.00
131 EXTRA DUTY	384.76	130.56	0.00	0.00	0.00	0.00
211 EMPLOYER CONTRIBUTION	32.64	0.00	0.00	0.00	0.00	0.00
212 EMPLOYER PD PERS PU 6.00%	22.98	7.03	0.00	0.00	0.00	0.00
213 PERS UAL	53.00	21.29	0.00	0.00	0.00	0.00
214 PERS BOND	0.00	0.00	0.00	0.00	0.00	0.00
216 OPSRP	11.07	9.84	0.00	0.00	0.00	0.00
220 FICA	27.22	9.72	0.00	0.00	0.00	0.00
231 WORKERS' COMPENSATION	1.79	0.61	0.00	0.00	0.00	0.00
232 UNEMPLOYMENT COMPENSATION	0.00	0.00	0.00	0.00	0.00	0.00
233 FAMILY & MEDICAL LEAVE INSURANCE	0.00	0.00	0.00	0.00	0.00	0.00
241 LICENSED INSURANCE	0.00	0.00	0.00	0.00	0.00	0.00
242 CLASSIFIED INSURANCE	0.00	0.00	0.00	0.00	0.00	0.00
246 DISTRICT PD TSA--LICENSED	0.00	0.00	0.00	0.00	0.00	0.00

FUND 112 BUILDING RENTAL ACCOUNTS continued

ACCOUNT NUMBER / TITLE	ACTUAL 2018-19	ACTUAL 2019-20	ADOPTED 2020-21	PROPOSED 2021-22	APPROVED 2021-22	ADOPTED 2021-22
FUNCTION 1272 LESS RESTRICTIVE PROGRAMS						
112 CLASSIFIED SALARIES	0.00	0.00	0.00	0.00	0.00	0.00
121 SUBSTITUTES-LICENSED	0.00	0.00	0.00	0.00	0.00	0.00
131 EXTRA DUTY	1,496.57	0.00	0.00	0.00	0.00	0.00
211 EMPLOYER CONTRIBUTION	0.00	0.00	0.00	0.00	0.00	0.00
212 EMPLOYER PD PERS PU 6.00%	9.50	0.00	0.00	0.00	0.00	0.00
213 PERS UAL	21.92	0.00	0.00	0.00	0.00	0.00
214 PERS BOND	0.00	0.00	0.00	0.00	0.00	0.00
216 OPSRP	12.69	0.00	0.00	0.00	0.00	0.00
220 FICA	114.50	0.00	0.00	0.00	0.00	0.00
231 WORKERS' COMPENSATION	6.96	0.00	0.00	0.00	0.00	0.00
232 UNEMPLOYMENT COMPENSATION	0.00	0.00	0.00	0.00	0.00	0.00
233 FAMILY & MEDICAL LEAVE INSURANCE	0.00	0.00	0.00	0.00	0.00	0.00
241 LICENSED INSURANCE	0.00	0.00	0.00	0.00	0.00	0.00
242 CLASSIFIED INSURANCE	0.00	0.00	0.00	0.00	0.00	0.00
246 DISTRICT PD TSA--LICENSED	0.00	0.00	0.00	0.00	0.00	0.00
FUNCTION 1283 ALTERNATIVE PROGRAMS						
389 NON INSTRUCTION PROF/TECH	0.00	0.00	0.00	0.00	0.00	0.00
410 SUPPLIES AND MATERIALS	349.25	577.84	10,000.00	20,000.00	20,000.00	20,000.00
460 NON-CONSUMABLE ITEMS	0.00	0.00	0.00	0.00	0.00	0.00
470 COMPUTER SOFTWARE	0.00	0.00	0.00	0.00	0.00	0.00
640 DUES & FEES	0.00	0.00	0.00	0.00	0.00	0.00
FUNCTION 2112 ATTENDANCE SERVICES						
313 STUDENT SERVICES-TRUANCY	0.00	0.00	16,000.00	25,000.00	25,000.00	25,000.00
FUNCTION 1291 ENGLISH LANGUAGE LEARNERS						
111 LICENSED SALARIES	0.00	0.00	0.00	0.00	0.00	0.00
121 SUBSTITUTES-LICENSED	0.00	0.00	0.00	0.00	0.00	0.00
131 EXTRA DUTY	0.00	183.00	0.00	0.00	0.00	0.00
211 EMPLOYER CONTRIBUTION	0.00	0.00	0.00	0.00	0.00	0.00

FUND 112 BUILDING RENTAL ACCOUNTS continued

ACCOUNT NUMBER / TITLE	ACTUAL 2018-19	ACTUAL 2019-20	ADOPTED 2020-21	PROPOSED 2021-22	APPROVED 2021-22	ADOPTED 2021-22
FUNCTION 1291 ENGLISH LANGUAGE LEARNERS						
212 EMPLOYER PD PERS PU 6.00%	0.00	10.97	0.00	0.00	0.00	0.00
213 PERS UAL	0.00	33.28	0.00	0.00	0.00	0.00
214 PERS BOND	0.00	0.00	0.00	0.00	0.00	0.00
216 OPSRP	0.00	15.37	0.00	0.00	0.00	0.00
220 FICA	0.00	12.50	0.00	0.00	0.00	0.00
231 WORKERS' COMPENSATION	0.00	0.85	0.00	0.00	0.00	0.00
232 UNEMPLOYMENT COMPENSATION	0.00	0.00	0.00	0.00	0.00	0.00
233 FAMILY & MEDICAL LEAVE INSURANCE	0.00	0.00	0.00	0.00	0.00	0.00
FUNCTION 2122 COUNSELING SERVICES						
111 LICENSED SALARIES	2,552.12	2,659.18	2,876.94	3,032.78	3,032.78	3,032.78
121 SUBSTITUTES-LICENSED	0.00	0.00	0.00	0.00	0.00	0.00
131 EXTRA DUTY	709.36	0.00	0.00	0.00	0.00	0.00
211 EMPLOYER CONTRIBUTION	0.00	0.00	0.00	0.00	0.00	0.00
212 EMPLOYER PD PERS PU 6.00%	193.17	159.55	172.62	181.97	181.97	181.97
213 PERS UAL	445.86	483.47	523.03	191.67	191.67	191.67
214 PERS BOND	0.00	0.00	0.00	359.69	359.69	359.69
216 OPSRP	258.16	223.33	241.66	168.02	168.02	168.02
220 FICA	235.20	190.72	220.09	232.01	232.01	232.01
231 WORKERS' COMPENSATION	14.71	12.07	23.02	24.26	24.26	24.26
232 UNEMPLOYMENT COMPENSATION	0.00	0.00	0.00	15.16	15.16	15.16
233 FAMILY & MEDICAL LEAVE INSURANCE	0.00	0.00	0.00	6.07	6.07	6.07
241 LICENSED INSURANCE	695.84	717.12	731.33	745.96	745.96	745.96
242 CLASSIFIED INSURANCE	0.00	0.00	0.00	0.00	0.00	0.00
246 DISTRICT PD TSA--LICENSED	0.00	0.00	0.00	0.00	0.00	0.00
389 NON INSTRUCTION PROF/TECH	0.00	0.00	0.00	0.00	0.00	0.00
FUNCTION 2211 SERVICE AREA DIRECTION						
470 COMPUTER SOFTWARE	0.00	649.00	0.00	0.00	0	0.00

FUND 112 BUILDING RENTAL ACCOUNTS continued

ACCOUNT NUMBER / TITLE	ACTUAL 2018-19	ACTUAL 2019-20	ADOPTED 2020-21	PROPOSED 2021-22	APPROVED 2021-22	ADOPTED 2021-22
FUNCTION 2134 NURSING						
111 LICENSED SALARIES	0.00	0.00	0.00	0.00	0.00	0.00
121 SUBSTITUTES-LICENSED	0.00	0.00	0.00	0.00	0.00	0.00
131 EXTRA DUTY	67.25	0.00	0.00	0.00	0.00	0.00
211 EMPLOYER CONTRIBUTION	0.00	0.00	0.00	0.00	0.00	0.00
212 EMPLOYER PD PERS PU 6.00%	4.04	0.00	0.00	0.00	0.00	0.00
213 PERS UAL	9.31	0.00	0.00	0.00	0.00	0.00
214 PERS BOND	0.00	0.00	0.00	0.00	0.00	0.00
216 OPSRP	5.39	0.00	0.00	0.00	0.00	0.00
220 FICA	5.02	0.00	0.00	0.00	0.00	0.00
231 WORKERS' COMPENSATION	0.33	0.00	0.00	0.00	0.00	0.00
232 UNEMPLOYMENT COMPENSATION	0.00	0.00	0.00	0.00	0.00	0.00
233 FAMILY & MEDICAL LEAVE INSURANCE	0.00	0.00	0.00	0.00	0.00	0.00
241 LICENSED INSURANCE	0.00	0.00	0.00	0.00	0.00	0.00
242 CLASSIFIED INSURANCE	0.00	0.00	0.00	0.00	0.00	0.00
246 DISTRICT PD TSA--LICENSED	0.00	0.00	0.00	0.00	0.00	0.00
FUNCTION 2150 SPEECH PATHOLOGY/AUDIO						
111 LICENSED SALARIES	0.00	0.00	0.00	0.00	0.00	0.00
121 SUBSTITUTES-LICENSED	0.00	0.00	0.00	0.00	0.00	0.00
131 EXTRA DUTY	79.15	0.00	0.00	0.00	0.00	0.00
211 EMPLOYER CONTRIBUTION	0.00	0.00	0.00	0.00	0.00	0.00
212 EMPLOYER PD PERS PU 6.00%	4.75	0.00	0.00	0.00	0.00	0.00
213 PERS UAL	10.96	0.00	0.00	0.00	0.00	0.00
214 PERS BOND	0.00	0.00	0.00	0.00	0.00	0.00
216 OPSRP	6.35	0.00	0.00	0.00	0.00	0.00
220 FICA	5.80	0.00	0.00	0.00	0.00	0.00
231 WORKERS' COMPENSATION	0.35	0.00	0.00	0.00	0.00	0.00
232 UNEMPLOYMENT COMPENSATION	0.00	0.00	0.00	0.00	0.00	0.00
233 FAMILY & MEDICAL LEAVE INSURANCE	0.00	0.00	0.00	0.00	0.00	0.00
241 LICENSED INSURANCE	0.00	0.00	0.00	0.00	0.00	0.00
242 CLASSIFIED INSURANCE	0.00	0.00	0.00	0.00	0.00	0.00
246 DISTRICT PD TSA--LICENSED	0.00	0.00	0.00	0.00	0.00	0.00

FUND 112 BUILDING RENTAL ACCOUNTS continued

ACCOUNT NUMBER / TITLE	ACTUAL 2018-19	ACTUAL 2019-20	ADOPTED 2020-21	PROPOSED 2021-22	APPROVED 2021-22	ADOPTED 2021-22
FUNCTION 2240 INSTRUCTIONAL STAFF DEVELOPMENT						
312 INST PROGRAM IMP SERVICES	107.02	1,000.00	0.00	0.00	0.00	0.00
FUNCTION 2410 OFFICE OF THE PRINCIPAL						
341 TRAVEL, LOCAL IN DISTRICT	107.02	97.96	0.00	0.00	0.00	0.00
342 TRAVEL, OUT OF DISTRICT	263.89	164.31	1,000.00	3,000.00	3,000.00	3,000.00
410 SUPPLIES AND MATERIALS	1,587.59	550.25	0.00	0.00	0.00	0.00
460 NON-CONSUMABLE ITEMS	320.00	0.00	0.00	0.00	0.00	0.00
FUNCTION 2520 FISCAL SERVICES						
389 NON INSTRUCTION PROF/TECH	0.00	0.00	0.00	0.00	0.00	0.00
410 SUPPLIES AND MATERIALS	42.94	0.00	0.00	0.00	0.00	0.00
FUNCTION 2542 OPERATION AND MAINTENANCE OF BUILDINGS						
389 NON INSTRUCTION PROF/TECH	0.00	0.00	0.00	0.00	0.00	0.00
410 SUPPLIES AND MATERIALS	0.00	1,276.61	4,000.00	4,000.00	4,000.00	4,000.00
460 NON-CONSUMABLE ITEMS	0.00	0.00	4,000.00	4,000.00	4,000.00	4,000.00
540 DEPRECIABLE EQUIPMENT	0.00	0.00	15,000.00	25,000.00	25,000.00	25,000.00
541 INITIAL & ADDITNL EQUIP	0.00	0.00	100,000.00	200,000.00	200,000.00	200,000.00
FUNCTION 2543 GROUNDS						
460 NON-CONSUMABLE ITEMS	0.00	0.00	3,000.00	1,821.51	1,821.51	1,821.51
FUNCTION 2660 TECHNOLOGY						
389 NON INSTRUCTION PROF/TECH	3,500.00	6,937.50	0.00	0.00	0.00	0.00
FUNCTION 5200						
710 FUND MODIFICATIONS	0.00	0.00	0.00	0.00	0.00	0.00
FUNCTION 7000						
800 ENDING FUND BALANCE	343,591.76	362,421.51	0.00	0.00	0.00	0.00
FUND 112 BUILDING RENTAL ACCOUNTS	468,217.25	443,939.30	394,500.00	566,000.00	566,000.00	566,000.00

FUND 113 PDC PROFESSIONAL DEVELOPMENT COMMITTEE

ACCOUNT NUMBER / TITLE	ACTUAL 2018-19	ACTUAL 2019-20	ADOPTED 2020-21	PROPOSED 2021-22	APPROVED 2021-22	ADOPTED 2021-22
REVENUES:						
1990 MISCELLANEOUS	0.00	0.00	0.00	0.00	0.00	0.00
5200 INTERFUND TRANSFERS	120,000.00	120,000.00	120,000.00	120,000.00	120,000.00	120,000.00
5400 BEGINNING FUND BALANCE	214,955.53	172,770.41	252,000.00	190,000.00	190,000.00	190,000.00
FUND 113 PDC PROFESSIONAL DEVELOPMEI	334,955.53	292,770.41	372,000.00	310,000.00	310,000.00	310,000.00

REQUIREMENTS:

FUNCTION 2218 IMPROVEMENT OF INSTRUCTION

121 SUBSTITUTES-LICENSED	2,521.12	1,315.44	8,262.81	8,262.81	8,262.81	8,262.81
131 EXTRA DUTY	0.00	0.00	0.00	0.00	0.00	0.00
211 EMPLOYER CONTRIBUTION	24.04	78.09	199.13	216.67	216.67	216.67
212 EMPLOYER PD PERS PU 6.00%	0.00	0.00	41.31	49.42	49.42	49.42
213 PERS UAL	74.82	153.72	845.29	914.65	914.65	914.65
214 PERS BOND	0.00	0.00	0.00	0.00	0.00	0.00
216 OPSRP	28.88	23.68	269.37	319.05	319.05	319.05
220 FICA	192.85	100.63	632.11	839.82	839.82	839.82
231 WORKERS' COMPENSATION	12.60	6.45	0.00	21.72	21.72	21.72
232 UNEMPLOYMENT COMPENSATION	0.00	0.00	0.00	13.58	13.58	13.58
233 FAMILY & MEDICAL LEAVE INSURANCE	0.00	0.00	0.00	5.43	5.43	5.43
312 INST PROGRAM IMP SERVICES	39,229.37	44,906.47	328,529.60	295,970.91	295,970.91	295,970.91

FUNCTION 2219 IMPROVEMENT OF INSTRUCTION

121 SUBSTITUTES-LICENSED	185.71	3,194.64	181.37	181.37	181.37	181.37
131 EXTRA DUTY	24,920.14	26,624.38	1,416.27	1,416.27	1,416.27	1,416.27
211 EMPLOYER CONTRIBUTION	1,351.87	1,237.12	0.00	1.29	1.29	1.29
212 EMPLOYER PD PERS PU 6.00%	1,413.34	1,117.99	0.00	0.60	0.60	0.60
213 PERS UAL	3,288.22	4,209.80	0.00	5.11	5.11	5.11
214 PERS BOND	0.00	0.00	0.00	0.00	0.00	0.00
216 OPSRP	1,091.89	1,194.87	0.00	3.66	3.66	3.66

FUND 113 PDC PROFESSIONAL DEVELOPMENT COMMITTEE continued

ACCOUNT NUMBER / TITLE	ACTUAL 2018-19	ACTUAL 2019-20	ADOPTED 2020-21	PROPOSED 2021-22	APPROVED 2021-22	ADOPTED 2021-22
FUNCTION 2219 IMPROVEMENT OF INSTRUCTION						
220 FICA	1,822.00	1,745.63	108.34	123.64	123.64	123.64
231 WORKERS' COMPENSATION	108.47	107.72	11.33	12.93	12.93	12.93
232 UNEMPLOYMENT COMPENSATION	0.00	0.00	0.00	8.08	8.08	8.08
233 FAMILY & MEDICAL LEAVE INSURANCE	0.00	0.00	0.00	3.23	3.23	3.23
241 LICENSED INSURANCE	0.00	0.00	0.00	0.00	0.00	0.00
246 DISTRICT PD TSA--LICENSED	0.00	0.00	0.00	0.00	0.00	0.00
FUNCTION 2219 IMPROVEMENT OF INSTRUCTION						
312 INST PROGRAM IMP SERVICES	4,562.50	2,150.00	0.00	0.00	0.00	0.00
FUNCTION 2240 INSTRUCTIONAL STAFF DEVELOPMENT						
342 TRAVEL, OUT OF DISTRICT	0.00	0.00	29,693.42	0.00	0.00	0.00
FUNCTION 2649 OTHER STAFF SERVICES						
131 EXTRA DUTY	2,474.00	1,258.00	1,283.16	1,283.16	1,283.16	1,283.16
211 EMPLOYER CONTRIBUTION	0.00	0.00	0.00	0.00	0.00	0.00
212 EMPLOYER PD PERS PU 6.00%	148.44	80.27	76.99	76.99	76.99	76.99
213 PERS UAL	342.60	243.23	233.28	81.10	81.10	81.10
214 PERS BOND	0.00	0.00	0.00	0.00	0.00	0.00
216 OPSRP	198.36	112.42	107.79	71.09	71.09	71.09
220 FICA	182.62	98.43	98.16	98.16	98.16	98.16
231 WORKERS' COMPENSATION	11.28	6.08	10.27	10.27	10.27	10.27
232 UNEMPLOYMENT COMPENSATION	0.00	0.00	0.00	6.42	6.42	6.42
233 FAMILY & MEDICAL LEAVE INSURANCE	0.00	0.00	0.00	2.57	2.57	2.57
FUNCTION 5200						
710 FUND MODIFICATIONS	78,000.00	78,000.00	0.00	0.00	0.00	0.00
FUNCTION 7000						
800 ENDING FUND BALANCE	172,770.41	124,805.35	0.00	0.00	0.00	0.00
FUND 113 PDC PROFESSIONAL DEVELOPMEI	334,955.53	292,770.41	372,000.00	310,000.00	310,000.00	310,000.00

Other Funds Tab goes here

BACK OF TAB

FUND 200 SPECIAL REVENUE FUNDS

ACCOUNT NUMBER / TITLE	ACTUAL 2018-19	ACTUAL 2019-20	ADOPTED 2020-21	PROPOSED 2021-22	APPROVED 2021-22	ADOPTED 2021-22
REVENUES:						
1130 CONSTRUCTION EXCISE TAX	136,926.50	202,434.26	100,000.00	120,000.00	120,000.00	120,000.00
1200 LOCAL GOVERNMENTS	26,012.72	21,631.05	26,000.00	26,000.00	26,000.00	26,000.00
1510 INTEREST ON INVESTMENTS	24,509.08	24,623.63	21,500.00	6,000.00	6,000.00	6,000.00
1612 FOOD SERVICE REVENUES	266,528.05	202,945.60	250,000.00	50,000.00	50,000.00	50,000.00
1700 EXTRACURRICULAR	1,241,548.16	921,026.97	0.00	0.00	0.00	0.00
1920 CONTRIBUTIONS AND DONATIONS	66,982.50	93,396.89	88,000.00	88,000.00	88,000.00	88,000.00
1960 PRIOR YEAR EXPENDITURE	6,304.30	0.00	0.00	0.00	0.00	0.00
1990 MISCELLANEOUS	245,635.88	158,854.92	2,254,500.00	2,221,500.00	2,221,500.00	2,221,500.00
2200 RESTRICTED REVENUES	388,138.23	527,092.76	439,915.00	449,915.00	449,915.00	449,915.00
2800 REVENUE IN LIEU OF TAXES	226,502.68	65,632.07	95,000.00	81,000.00	81,000.00	81,000.00
3102 STATE SCHOOL FUND LUNCH MATCH	24,110.97	25,028.01	20,000.00	20,000.00	20,000.00	20,000.00
3222 STATE SCHOOL FUND TRANSPORTATION	83,409.83	150,394.20	125,000.00	130,000.00	130,000.00	130,000.00
3299 OTHER GRANTS IN AID	1,849,941.74	1,074,098.21	6,991,693.68	6,006,813.66	6,006,813.66	8,200,999.33
4300 RESTRICTED REVENUE FROM FEDERAL GOV	54,250.60	2,693.80	9,343.00	9,343.00	9,343.00	9,343.00
4500 FEDERAL GOVERNMENT THRU STATE	5,611,481.38	4,989,140.42	7,378,880.05	24,367,209.42	24,367,209.42	24,367,209.42
4505 FEDERAL REVENUE	22,805.39	11,713.72	20,000.00	3,000.00	3,000.00	3,000.00
4700 GRANTS IN AID FROM FEDERAL	183,790.14	182,754.09	73,500.00	85,000.00	85,000.00	85,000.00
4900 REVENUE OF BEHALF OF DISTRICT	202,169.47	197,445.54	183,000.00	183,000.00	183,000.00	183,000.00
5150 INTERFUND TRANSFERS	0.00	0.00	0.00	0.00	0.00	0.00
5200 INTERFUND TRANSFERS	2,512.06	61,468.82	73,024.61	464,207.00	464,207.00	989,328.08
5300 SALE OF ASSETS	6,058.60	2,125.20	2,000.00	2,000.00	2,000.00	2,000.00
5400 BEGINNING FUND BALANCE	3,975,152.69	3,048,054.10	2,757,435.33	2,532,745.33	2,532,745.33	2,532,745.33
FUND 200 SPECIAL REVENUE FUNDS	14,644,770.97	11,962,554.26	20,908,791.67	36,845,733.41	36,845,733.41	39,565,040.16

FUND 200 SPECIAL REVENUE FUNDS

ACCOUNT NUMBER / TITLE	ACTUAL 2018-19	ACTUAL 2019-20	ADOPTED 2020-21	PROPOSED 2021-22	APPROVED 2021-22	ADOPTED 2021-22
REQUIREMENTS:						
1111 ELEMENTARY INSTRUCTION						
100 SALARIES	21,431.37	3,922.88	1,252,744.98	11,828,655.34	11,828,655.34	11,828,655.34
200 BENEFITS	7,173.90	1,493.88	873,027.55	4,719,785.83	4,719,785.83	4,719,785.83
300 SERVICES	45,804.59	42,988.96	573,652.91	530,839.54	530,839.54	530,839.54
400 SUPPLIES	49,101.88	21,486.16	221,168.99	249,276.61	249,276.61	249,276.61
600 FEES	398.22	0.00	421.30	421.30	421.30	421.30
1112 DIRECT READING						
400 SUPPLIES	865.28	0.00	200.00	100.00	100.00	100.00
1113 ELEMENTARY EXTRACURRICULAR						
100 SALARIES	108.94	939.60	0.00	62.97	62.97	62.97
200 BENEFITS	35.93	271.68	0.00	12.14	12.14	12.14
300 SERVICES	18,690.30	7,633.50	80,000.00	80,000.00	80,000.00	80,000.00
400 SUPPLIES	240,419.69	190,036.65	500,000.00	500,000.00	500,000.00	500,000.00
600 FEES	0.18	0.00	0.00	0.00	0.00	0.00
1121 MIDDLE / JUNIOR INSTRUCTION						
100 SALARIES	26,057.04	29,106.01	813,086.41	530,572.17	530,572.17	530,572.17
200 BENEFITS	6,268.90	17,966.15	558,970.79	369,081.96	369,081.96	369,081.96
300 SERVICES	1,086.00	200.00	0.00	0.00	0.00	0.00
400 SUPPLIES	638,053.94	31,817.03	97,445.75	96,595.75	96,595.75	96,595.75
500 CAPITAL OUTLAY	7,066.00	0.00	0.00	0.00	0.00	0.00
600 FEES	2,365.00	286.00	698.29	698.29	698.29	698.29
1122 MIDDLE / JUNIOR EXTRACURRICULAR						
100 SALARIES	0.00	0.00	0.00	0.00	0.00	0.00

FUND 200 SPECIAL REVENUE FUNDS

ACCOUNT NUMBER / TITLE	ACTUAL 2018-19	ACTUAL 2019-20	ADOPTED 2020-21	PROPOSED 2021-22	APPROVED 2021-22	ADOPTED 2021-22
REQUIREMENTS:						
1122 MIDDLE / JUNIOR EXTRACURRICULAR						
200 BENEFITS	0.00	0.00	0.00	0.00	0.00	0.00
300 SERVICES	4,993.02	5,289.65	30,000.00	30,000.00	30,000.00	30,000.00
400 SUPPLIES	100,139.47	86,741.07	187,957.34	187,957.34	187,957.34	187,957.34
600 FEES	1,132.62	0.00	5,000.00	5,000.00	5,000.00	5,000.00
1131 HIGH SCHOOL INSTRUCTION						
100 SALARIES	199,989.20	248,566.56	1,474,632.05	1,564,418.80	1,564,418.80	1,564,418.80
200 BENEFITS	117,752.36	172,133.19	1,000,775.12	713,540.55	713,540.55	713,540.55
300 SERVICES	12,114.95	7,864.21	53,847.32	26,847.32	26,847.32	26,847.32
400 SUPPLIES	310,319.11	98,184.54	170,510.92	180,710.92	180,710.92	180,710.92
600 FEES	19,040.00	20,979.00	51,221.60	51,221.60	51,221.60	51,221.60
1132 HIGH SCHOOL EXTRACURRICULAR						
100 SALARIES	0.00	5,077.00	12,395.83	5,178.54	5,178.54	5,178.54
200 BENEFITS	0.00	1,964.21	4,966.05	2,012.90	2,012.90	2,012.90
300 SERVICES	0.00	0.00	120,000.00	120,000.00	120,000.00	120,000.00
400 SUPPLIES	797,566.18	653,409.28	1,500,000.00	1,500,000.00	1,500,000.00	1,500,000.00
600 FEES	3,047.00	0.00	7,315.67	7,315.67	7,315.67	7,315.67
1140 PREKINDERGARTEN PROGRAMS						
100 SALARIES	69,173.25	37,047.60	67,548.34	81,490.30	81,490.30	81,490.30
200 BENEFITS	35,630.28	15,210.26	39,244.55	50,222.35	50,222.35	50,222.35
300 SERVICES	5,306.87	0.00	20,000.00	20,000.00	20,000.00	20,000.00
400 SUPPLIES	5,947.44	0.00	25,582.04	25,287.35	25,287.35	25,287.35
600 FEES	0.00	0.00	0.00	0.00	0.00	0.00

FUND 200 SPECIAL REVENUE FUNDS

ACCOUNT NUMBER / TITLE	ACTUAL 2018-19	ACTUAL 2019-20	ADOPTED 2020-21	PROPOSED 2021-22	APPROVED 2021-22	ADOPTED 2021-22
REQUIREMENTS:						
1220 RESTRICTIVE PROGRAMS						
100 SALARIES	107,300.54	100,301.16	108,207.76	115,250.23	115,250.23	115,250.23
200 BENEFITS	64,420.64	79,085.03	82,203.80	83,121.62	83,121.62	83,121.62
300 SERVICES	0.00	0.00	0.00	0.00	0.00	0.00
400 SUPPLIES	2,555.05	500.00	2,500.00	2,900.00	2,900.00	2,900.00
600 FEES	0.00	0.00	0.00	0.00	0.00	0.00
1250 LESS RESTRICTIVE PROGRAMS						
100 SALARIES	484,491.22	447,559.20	491,285.14	500,750.54	500,750.54	500,750.54
200 BENEFITS	323,567.75	314,816.25	374,142.89	354,173.40	354,173.40	354,173.40
300 SERVICES	716.20	0.00	500.00	226,143.21	226,143.21	226,143.21
400 SUPPLIES	2,077.75	3,325.07	2,500.00	2,500.00	2,500.00	2,500.00
600 FEES	0.00	0.00	0.00	0.00	0.00	0.00
1260 TREATMENT AND HABITATION						
100 SALARIES	606.31	0.00	0.00	0.00	0.00	0.00
200 BENEFITS	268.04	0.00	0.00	0.00	0.00	0.00
300 SERVICES	0.00	0.00	0.00	0.00	0.00	0.00
400 SUPPLIES	0.00	0.00	0.00	0.00	0.00	0.00
1271 REMEDIATION						
100 SALARIES	0.00	0.00	0.00	0.00	0.00	0.00
200 BENEFITS	0.00	0.00	0.00	0.00	0.00	0.00
300 SERVICES	0.00	0.00	0.00	0.00	0.00	0.00
400 SUPPLIES	0.00	0.00	0.00	0.00	0.00	0.00

FUND 200 SPECIAL REVENUE FUNDS

ACCOUNT NUMBER / TITLE	ACTUAL 2018-19	ACTUAL 2019-20	ADOPTED 2020-21	PROPOSED 2021-22	APPROVED 2021-22	ADOPTED 2021-22
REQUIREMENTS:						
1272 TITLE IA/D						
100 SALARIES	1,018,357.19	865,676.55	1,088,078.70	1,093,301.54	1,093,301.54	1,093,301.54
200 BENEFITS	686,978.35	622,585.87	797,717.77	713,230.67	713,230.67	713,230.67
300 SERVICES	449.17	81.65	0.00	0.00	0.00	0.00
400 SUPPLIES	4,445.61	3,052.25	1,100.56	0.00	0.00	0.00
1282 ALTERNATIVE PROGRAMS						
100 SALARIES	0.00	0.00	0.00	0.00	0.00	0.00
200 BENEFITS	0.00	0.00	0.00	0.00	0.00	0.00
300 SERVICES	6,890.00	0.00	0.00	0.00	0.00	0.00
400 SUPPLIES	0.00	0.00	0.00	0.00	0.00	0.00
1283 ALTERNATIVE PROGRAMS						
100 SALARIES	100,721.52	172,776.17	97,841.77	52,381.64	52,381.64	52,381.64
200 BENEFITS	50,787.24	83,307.47	60,468.58	29,182.68	29,182.68	29,182.68
300 SERVICES	4,515.29	1,647.45	6,000.00	9,500.00	9,500.00	9,500.00
400 SUPPLIES	45,933.29	34,615.55	50,218.77	65,886.04	65,886.04	65,886.04
500 CAPITAL OUTLAY	4,121.32	0.00	0.00	0.00	0.00	0.00
600 FEES	2,915.76	2,551.50	0.00	0.00	0.00	0.00
1291 ENGLISH LANGUAGE LEARNERS						
100 SALARIES	0.00	0.00	0.00	0.00	0.00	0.00
200 BENEFITS	0.00	0.00	0.00	0.00	0.00	0.00
300 SERVICES	0.00	5,364.00	0.00	0.00	0.00	0.00
400 SUPPLIES	8,123.42	11,809.75	0.00	0.00	0.00	0.00
600 FEES	59.00	0.00	0.00	0.00	0.00	0.00

FUND 200 SPECIAL REVENUE FUNDS

ACCOUNT NUMBER / TITLE	ACTUAL 2018-19	ACTUAL 2019-20	ADOPTED 2020-21	PROPOSED 2021-22	APPROVED 2021-22	ADOPTED 2021-22
REQUIREMENTS:						
1292 TEEN PARENT PROGRAMS						
100 SALARIES	81,761.86	0.00	0.00	2,679.33	2,679.33	2,679.33
200 BENEFITS	57,334.31	0.00	0.00	463.38	463.38	463.38
300 SERVICES	643.94	0.00	0.00	0.00	0.00	0.00
400 SUPPLIES	2,701.25	0.00	0.00	0.00	0.00	0.00
600 FEES	334.75	0.00	0.00	0.00	0.00	0.00
1299 OTHER PROGRAMS						
100 SALARIES	0.00	659.40	6,343.00	6,000.00	6,000.00	6,000.00
200 BENEFITS	0.00	53.81	2,500.00	2,843.00	2,843.00	2,843.00
300 SERVICES	0.00	425.00	2,500.00	2,500.00	2,500.00	2,500.00
400 SUPPLIES	1,043.94	917.19	0.00	0.00	0.00	0.00
600 FEES	71.50	71.50	0.00	0.00	0.00	0.00
14XX SUMMER SCHOOL						
100 SALARIES	0.00	0.00	0.00	0.00	0.00	1,900,000.00
200 BENEFITS	0.00	0.00	0.00	0.00	0.00	700,000.00
300 SERVICES	0.00	0.00	0.00	0.00	0.00	97,306.75
400 SUPPLIES	0.00	0.00	0.00	0.00	0.00	12,000.00
211X ATTENDANCE SERVICES & SOCIAL WORK						
100 SALARIES	16,652.92	32,290.10	53,235.73	36,125.80	36,125.80	36,125.80
200 BENEFITS	4,714.03	14,950.06	35,672.32	19,878.01	19,878.01	19,878.01
300 SERVICES	3,046.17	5,681.12	7,484.54	7,984.54	7,984.54	7,984.54
400 SUPPLIES	18,836.50	13,995.49	1,000.00	6,927.30	6,927.30	6,927.30

FUND 200 SPECIAL REVENUE FUNDS

ACCOUNT NUMBER / TITLE	ACTUAL 2018-19	ACTUAL 2019-20	ADOPTED 2020-21	PROPOSED 2021-22	APPROVED 2021-22	ADOPTED 2021-22
REQUIREMENTS:						
212X STUDENT SUPPORT SERVICES - COUNSELING						
100 SALARIES	70,222.89	46,975.05	640,132.42	540,463.40	540,463.40	540,463.40
200 BENEFITS	37,586.31	22,964.70	324,984.75	188,234.46	188,234.46	188,234.46
300 SERVICES	20,111.43	34,701.60	129,692.51	56,535.33	56,535.33	56,535.33
400 SUPPLIES	105,318.89	32,089.69	393.82	393.82	393.82	393.82
600 FEES	0.00	0.00	0.00	0.00	0.00	0.00
213X HEALTH SERVICES & NURSING						
100 SALARIES	63,144.27	49,493.29	65,305.25	49,535.31	49,535.31	49,535.31
200 BENEFITS	38,270.71	33,073.17	39,437.46	32,042.13	32,042.13	32,042.13
300 SERVICES	202,412.65	194,003.55	161,553.63	161,553.63	161,553.63	161,553.63
400 SUPPLIES	5,757.63	61.45	12,111.24	12,111.24	12,111.24	12,111.24
600 FEES	606.20	0.00	0.00	0.00	0.00	0.00
214X PSYCHOLOGICAL SERVICES						
100 SALARIES	5,773.48	0.00	0.00	5,000.00	5,000.00	5,000.00
200 BENEFITS	1,907.77	0.00	0.00	3,000.00	3,000.00	3,000.00
300 SERVICES	48,049.34	11,230.00	0.00	0.00	0.00	0.00
400 SUPPLIES	0.00	0.00	0.00	0.00	0.00	0.00
215X SPEECH PATHOLOGY and AUDIOLOGY SERVICES						
100 SALARIES	33,638.28	72,296.58	74,972.35	78,343.20	78,343.20	78,343.20
200 BENEFITS	23,034.09	50,652.36	53,335.86	52,996.37	52,996.37	52,996.37
300 SERVICES	0.00	0.00	0.00	0.00	0.00	0.00
400 SUPPLIES	0.00	0.00	0.00	0.00	0.00	0.00

FUND 200 SPECIAL REVENUE FUNDS

ACCOUNT NUMBER / TITLE	ACTUAL 2018-19	ACTUAL 2019-20	ADOPTED 2020-21	PROPOSED 2021-22	APPROVED 2021-22	ADOPTED 2021-22
REQUIREMENTS:						
219X STUDENT SUPPORT SERVICES						
100 SALARIES	12,124.88	11,063.66	11,995.20	12,754.90	12,754.90	12,754.90
200 BENEFITS	8,967.11	8,898.85	9,780.13	9,685.35	9,685.35	9,685.35
300 SERVICES	0.00	0.00	0.00	0.00	0.00	0.00
400 SUPPLIES	0.00	0.00	0.00	0.00	0.00	0.00
22XX SUPPORT SERVICES - INSTRUCTIONAL STAFF						
100 SALARIES	216,440.40	280,769.68	659,998.56	424,143.30	424,143.30	424,143.30
200 BENEFITS	79,413.44	124,909.42	289,470.38	194,823.59	194,823.59	194,823.59
300 SERVICES	262,166.55	187,182.06	191,067.50	192,215.00	192,215.00	192,215.00
400 SUPPLIES	29,635.10	66,908.08	47,683.52	36,592.39	36,592.39	36,592.39
600 FEES	0.00	6,072.33	0.00	0.00	0.00	0.00
232X EXECUTIVE ADMINISTRATION SERVICES						
100 SALARIES	0.00	0.00	0.00	0.00	0.00	0.00
200 BENEFITS	0.00	0.00	0.00	0.00	0.00	0.00
300 SERVICES	0.00	0.00	0.00	0.00	0.00	0.00
400 SUPPLIES	0.00	0.00	0.00	0.00	0.00	0.00
241X OFFICE OF THE PRINCIPAL						
100 SALARIES	1,952.10	6,992.33	17,072.23	0.00	0.00	0.00
200 BENEFITS	777.18	3,787.11	9,246.48	0.00	0.00	0.00
300 SERVICES	6,085.38	0.00	0.00	0.00	0.00	0.00
400 SUPPLIES	558.53	550.97	1,345.23	1,345.23	1,345.23	1,345.23
500 CAPITAL OUTLAY	0.00	0.00	0.00	0.00	0.00	0.00
600 FEES	0.00	64.99	158.68	158.68	158.68	158.68

FUND 200 SPECIAL REVENUE FUNDS

ACCOUNT NUMBER / TITLE	ACTUAL 2018-19	ACTUAL 2019-20	ADOPTED 2020-21	PROPOSED 2021-22	APPROVED 2021-22	ADOPTED 2021-22
REQUIREMENTS:						
2520 FISCAL SERVICES						
100 SALARIES	0.00	0.00	0.00	0.00	0.00	0.00
200 BENEFITS	0.00	0.00	0.00	0.00	0.00	0.00
300 SERVICES	0.03	0.03	155,000.00	755,000.00	755,000.00	755,000.00
400 SUPPLIES	0.00	0.00	130,000.00	130,000.00	130,000.00	130,000.00
500 CAPITAL OUTLAY	0.00	0.00	0.00	0.00	0.00	0.00
600 FEES	0.00	0.00	1,000.00	1,000.00	1,000.00	1,000.00
255X TRANSPORTATION						
100 SALARIES	39,959.31	26,898.60	19,081.08	0.00	0.00	0.00
200 BENEFITS	21,789.08	10,728.29	7,548.90	0.00	0.00	0.00
300 SERVICES	34,721.25	23,313.06	34,355.42	18,911.36	18,911.36	18,911.36
400 SUPPLIES	0.00	0.00	0.00	0.00	0.00	0.00
500 CAPITAL OUTLAY	983,654.00	26,703.00	148,411.22	152,911.68	152,911.68	152,911.68
600 FEES	70.00	0.00	1,494.57	0.00	0.00	0.00
262X SUPPORT SERVICES - CENTRAL ACTIVITES						
100 SALARIES	0.00	0.00	0.00	0.00	0.00	0.00
200 BENEFITS	0.00	0.00	0.00	0.00	0.00	0.00
300 SERVICES	0.00	0.00	0.00	0.00	0.00	0.00
400 SUPPLIES	0.00	0.00	0.00	0.00	0.00	0.00
600 FEES	0.00	0.00	0.00	0.00	0.00	0.00
264X STAFF SERVICES						
100 SALARIES	0.00	0.00	0.00	0.00	0.00	0.00
200 BENEFITS	0.00	0.00	0.00	0.00	0.00	0.00
300 SERVICES	1,125.00	0.00	0.00	0.00	0.00	0.00
400 SUPPLIES	1,939.91	0.00	0.00	0.00	0.00	0.00

FUND 200 SPECIAL REVENUE FUNDS

ACCOUNT NUMBER / TITLE	ACTUAL 2018-19	ACTUAL 2019-20	ADOPTED 2020-21	PROPOSED 2021-22	APPROVED 2021-22	ADOPTED 2021-22
REQUIREMENTS:						
266X TECHNOLOGY						
100 SALARIES	0.00	0.00	0.00	0.00	0.00	0.00
200 BENEFITS	0.00	0.00	0.00	0.00	0.00	0.00
300 SERVICES	10,000.00	195.00	0.00	0.00	0.00	0.00
400 SUPPLIES	5,383.64	0.00	6,000.00	0.00	0.00	0.00
500 CAPITAL OUTLAY	0.00	0.00	0.00	0.00	0.00	0.00
269X OTHER SUPPORT SERVICES						
100 SALARIES	5,508.37	4,435.93	4,723.26	4,989.06	4,989.06	4,989.06
200 BENEFITS	1,942.53	1,777.42	1,937.96	1,905.99	1,905.99	1,905.99
300 SERVICES	48,547.64	47,576.40	59,700.00	53,400.00	53,400.00	63,400.00
400 SUPPLIES	84.79	80.12	10,138.78	846.92	846.92	846.92
31XX NUTRITION SERVICES						
100 SALARIES	969,061.50	884,042.67	989,320.70	1,013,856.85	1,013,856.85	1,013,856.85
200 BENEFITS	621,390.27	653,562.34	757,924.45	727,761.62	727,761.62	727,761.62
300 SERVICES	38,283.35	13,521.00	42,200.00	39,510.28	39,510.28	39,510.28
400 SUPPLIES	1,050,827.41	941,905.34	1,222,247.85	1,119,357.68	1,119,357.68	1,119,357.68
500 CAPITAL OUTLAY	16,495.00	17,361.04	10,000.00	10,000.00	10,000.00	10,000.00
600 FEES	221.50	150.00	5,000.00	5,000.00	5,000.00	5,000.00
33XX DIRECTION OF COMMUNITY SERVICES						
100 SALARIES	70,176.84	21,753.08	110,230.86	19,417.02	19,417.02	19,417.02
200 BENEFITS	14,493.01	11,462.19	66,095.60	9,630.66	9,630.66	9,630.66
300 SERVICES	14,678.14	14,272.30	20,000.00	22,000.00	22,000.00	22,000.00
400 SUPPLIES	24,474.60	11,433.74	10,784.95	11,852.32	11,852.32	11,852.32
500 CAPITAL OUTLAY	0.00	0.00	0.00	0.00	0.00	0.00
600 FEES	2,776.49	4,937.45	600.00	600.00	600.00	600.00

FUND 200 SPECIAL REVENUE FUNDS

ACCOUNT NUMBER / TITLE	ACTUAL 2018-19	ACTUAL 2019-20	ADOPTED 2020-21	PROPOSED 2021-22	APPROVED 2021-22	ADOPTED 2021-22
REQUIREMENTS:						
35XX CUSTODY AND CARE OF CHILDREN SERVICES						
100 SALARIES	75,620.54	173,766.60	150,725.88	153,633.42	153,633.42	153,633.42
200 BENEFITS	33,252.37	108,517.15	100,129.88	97,777.57	97,777.57	97,777.57
300 SERVICES	200.58	6,648.00	1,800.00	1,800.00	1,800.00	1,800.00
400 SUPPLIES	2,148.29	25,102.02	15,000.00	15,000.00	15,000.00	15,000.00
500 CAPITAL OUTLAY	0.00	0.00	0.00	0.00	0.00	0.00
600 FEES	0.00	51.50	800.00	800.00	800.00	800.00
41XX FACILITIES ACQUISITION AND CONSTRUCTION						
300 SERVICES	0.00	0.00	0.00	0.00	0.00	0.00
400 SUPPLIES	0.00	0.00	0.00	0.00	0.00	0.00
500 CAPITAL OUTLAY	47,216.12	261,949.07	887,799.18	2,905,605.78	2,905,605.78	2,905,605.79
600 FEES	0.00	0.00	0.00	0.00	0.00	0.00
5100 DEBT SERVICE						
600 FEES	185,088.99	184,992.03	185,088.78	185,088.32	185,088.32	185,088.32
5200 TRANSFERS						
700 FUND MODIFICATIONS	137,165.65	0.00	0.00	525,121.08	525,121.08	525,121.08
7000 ENDING FUND BALANCE						
800 RESERVE FOR NEXT YEAR	3,057,999.42	2,721,964.31	0.00	0.00	0.00	0.00
FUND 200 SPECIAL REVENUE FUNDS	14,644,770.97	11,962,554.26	20,908,791.67	36,845,733.40	36,845,733.40	39,565,040.16

FUND 300 DEBT SERVICE

ACCOUNT NUMBER / TITLE	ACTUAL 2018-19	ACTUAL 2019-20	ADOPTED 2020-21	PROPOSED 2021-22	APPROVED 2021-22	ADOPTED 2021-22
REVENUES:						
1111 CURRENT YEAR'S TAXES	4,868,076.01	5,113,067.28	5,990,500.00	6,190,500.00	6,190,500.00	6,190,500.00
1112 PRIOR YEAR'S TAXES	159,196.55	72,444.86	75,000.00	80,000.00	80,000.00	80,000.00
1113 BACK TAXES	3,412.12	2,385.15	0.00	0.00	0.00	0.00
1190 PENALTIES * INTEREST ON TAXES	17,334.15	17,151.16	15,000.00	15,000.00	15,000.00	15,000.00
1200 FROM LOCAL GOVERNMENT	310.83	202.33	0.00	0.00	0.00	0.00
1510 INTEREST ON INVESTMENTS	58,468.17	55,668.32	60,000.00	12,000.00	12,000.00	12,000.00
5400 BEGINNING FUND BALANCE	381,044.36	276,892.97	270,000.00	220,000.00	220,000.00	220,000.00
FUND 300 DEBT SERVICE	5,487,842.19	5,537,812.07	6,410,500.00	6,517,500.00	6,517,500.00	6,517,500.00

FUND 300 DEBT SERVICE

ACCOUNT NUMBER / TITLE	ACTUAL 2018-19	ACTUAL 2019-20	ADOPTED 2020-21	PROPOSED 2021-22	APPROVED 2021-22	ADOPTED 2021-22
REQUIREMENTS:						
2520 FISCAL SERVICES						
389 NON INSTRUCTION PROF/TECH	0.12	0.15	20.00	20.00	20.00	20.00
5110 DEBT SERVICE						
SERIES 2013						
610 REDEMPTION OF PRINCIPAL	675,000.00	725,000.00	770,000.00	840,000.00	840,000.00	840,000.00
621 INTERST ON BONDS	377,187.50	364,212.50	354,600.00	77,400.00	77,400.00	77,400.00
SERIES 2013B						
610 REDEMPTION OF PRINCIPAL	2,375,000.00	0.00	0.00	0.00	0.00	0.00
621 INTERST ON BONDS	1,480,200.00	131,200.00	131,200.00	53,200.00	53,200.00	53,200.00
SERIES 2013C						
610 REDEMPTION OF PRINCIPAL	0.00	925,223.00	937,650.25	947,706.00	947,706.00	947,706.00
621 INTERST ON BONDS	0.00	159,777.00	227,349.75	297,294.00	297,294.00	297,294.00
SERIES 2016						
610 REDEMPTION OF PRINCIPAL	249,000.00	1,737,000.00	1,803,000.00	0.00	0.00	0.00
621 INTERST ON BONDS	54,561.60	50,976.00	25,963.20	0.00	0.00	0.00
SERIES 2019						
610 REDEMPTION OF PRINCIPAL	0.00	800,000.00	1,105,000.00	360,000.00	360,000.00	360,000.00
621 INTERST ON BONDS	0.00	453,821.90	785,702.16	764,983.40	764,983.40	764,983.40
SERIES 2021A						
610 REDEMPTION OF PRINCIPAL	0.00	0.00	0.00	0.00	0.00	0.00
621 INTERST ON BONDS	0.00	0.00	0.00	0.00	0.00	0.00

FUND 300 DEBT SERVICE

ACCOUNT NUMBER / TITLE	ACTUAL 2018-19	ACTUAL 2019-20	ADOPTED 2020-21	PROPOSED 2021-22	APPROVED 2021-22	ADOPTED 2021-22
SERIES 2021B						
610 REDEMPTION OF PRINCIPAL	0.00	0.00	0.00	265,000.00	265,000.00	265,000.00
621 INTERST ON BONDS	0.00	0.00	0.00	2,392,843.00	2,392,843.00	2,392,843.00
SERIES 2021C						
610 REDEMPTION OF PRINCIPAL	0.00	0.00	0.00	195,000.00	195,000.00	195,000.00
621 INTERST ON BONDS	0.00	0.00	0.00	64,445.00	64,445.00	64,445.00
7000 UNAPROPRIATED ENDING FUND BALANCE						
800 RESERVE FOR NEXT YEAR	276,892.97	190,601.52	270,014.64	259,608.60	259,608.60	259,608.60
FUND 300 DEBT SERVICE	5,487,842.19	5,537,812.07	6,410,500.00	6,517,500.00	6,517,500.00	6,517,500.00

FUND 400 CAPITAL PROJECTS

ACCOUNT NUMBER / TITLE	ACTUAL 2018-19	ACTUAL 2019-20	ADOPTED 2020-21	PROPOSED 2021-22	APPROVED 2021-22	ADOPTED 2021-22
REVENUES:						
1510 INTEREST ON INVESTMENTS	29,144.85	20,695.41	20,000.00	242,000.00	242,000.00	242,000.00
1960 PRIOR YEAR EXPENDITURE	0.00	0.00	0.00	0.00	0.00	0.00
1990 MISCELLANEOUS	11.06	60,210.86	0.00	5,000.00	5,000.00	5,000.00
5110 BOND PROCEEDS	0.00	29,625,000.00	0.00	0.00	0.00	0.00
5400 BEGINNING FUND BALANCE	1,684,505.33	749,873.11	3,973,046.00	109,921,650.00	109,921,650.00	109,921,650.00
FUND 400 CAPITAL PROJECTS	1,713,661.24	30,455,779.38	3,993,046.00	110,168,650.00	110,168,650.00	110,168,650.00

REQUIREMENTS:

4110 SERVICE AREA DIRECTION						
100 SALARIES	0.00	0.00	0.00	123,000.00	123,000.00	123,000.00
200 BENEFITS	0.00	0.00	0.00	52,000.00	52,000.00	52,000.00
300 SERVICES	0.00	52,606.25	1,000.00	2,000.00	2,000.00	2,000.00
400 SUPPLIES	0.00	0.00	0.00	1,000.00	1,000.00	1,000.00
600 FEES	0.00	0.00	0.00	1,000.00	1,000.00	1,000.00
4150 BULDING ACQUISITION						
100 SALARIES	24,456.00	0.00	0.00	0.00	0.00	0.00
200 BENEFITS	6,323.78	0.00	0.00	0.00	0.00	0.00
300 SERVICES	56,758.56	0.80	500.00	50,000.00	50,000.00	50,000.00
400 SUPPLIES	13,246.35	2,270.52	5,000.00	50,000.00	50,000.00	50,000.00
500 CAPITAL OUTLAY	387,930.13	0.00	3,669,573.00	100,427,000.00	100,427,000.00	100,427,000.00
600 FEES	0.00	0.00	0.00	0.00	0.00	0.00

FUND 400 CAPITAL PROJECTS

ACCOUNT NUMBER / TITLE	ACTUAL 2018-19	ACTUAL 2019-20	ADOPTED 2020-21	PROPOSED 2021-22	APPROVED 2021-22	ADOPTED 2021-22
REQUIREMENTS:						
4180 OTHER CAPITAL ITEMS						
100 SALARIES	0.00	0.00	0.00	0.00	0.00	0.00
200 BENEFITS	0.00	0.00	0.00	0.00	0.00	0.00
300 SERVICES	24,528.00	16,069.55	20,000.00	10,000.00	10,000.00	10,000.00
400 SUPPLIES	136,791.58	55,019.30	50,000.00	10,000.00	10,000.00	10,000.00
500 CAPITAL OUTLAY	313,753.75	356,295.97	246,973.00	9,442,650.00	9,442,650.00	9,442,650.00
600 FEES	0.00	269,882.00	0.00	0.00	0.00	0.00
5110 DEBT SERVICE						
600 FEES	0.00	0.00	0.00	0.00	0.00	0.00
7000 UNAPPROPRIATED ENDING FUND BALANCE						
820 RESERVED FOR NEXT YEAR	749,873.09	29,703,634.99	0.00	0.00	0.00	0.00
FUND 400 CAPITAL PROJECTS	1,713,661.24	30,455,779.38	3,993,046.00	110,168,650.00	110,168,650.00	110,168,650.00

FUND 600 INTERNAL SERVICE FUNDS

ACCOUNT NUMBER / TITLE	ACTUAL 2018-19	ACTUAL 2019-20	ADOPTED 2020-21	PROPOSED 2021-22	APPROVED 2021-22	ADOPTED 2021-22
REVENUES:						
1970 SERVICES PROVIDED OTHER FUNDS	68,811.72	77,534.73	79,123.00	32,000.00	32,000.00	32,000.00
1990 MISCELLANEOUS	22,813.16	334,002.20	175,000.00	175,000.00	175,000.00	175,000.00
5150 LOAN RECEIPTS	0.00	0.00	0.00	0.00	0.00	0.00
5200 TRANSFER IN	22,757.28	6,238.77	0.00	0.00	0.00	0.00
5400 BEGINNING FUND BALANCE	0.00	-468.20	0.00	0.00	0.00	0.00
FUND 600 INTERNAL SERVICE FUNDS	114,382.16	417,307.50	254,123.00	207,000.00	207,000.00	207,000.00

REQUIREMENTS:

1111 ELEMENTARY INSTRUCTION	23,208.65	26,824.42	175,000.00	175,000.00	175,000.00	175,000.00
1132 HIGH SCHOOL EXTRACURRICULARINSTRUC	0.00	96.50	0.00	0.00	0.00	0.00
2240 STAFF DEVELOPMENT	72.71	0.00	0.00	0.00	0.00	0.00
2574 PRINTING PUBLISHING AND DUPLICATING SI	39,569.00	31,773.50	79,123.00	32,000.00	32,000.00	32,000.00
2649 OTHER STAFF SERVICES	0.00	0.00	0.00	0.00	0.00	0.00
5110 LONG TERM DEBT SERVICE	52,000.00	52,000.00	0.00	0.00	0.00	0.00
5200 TRANSFER OUT	0.00	307,111.50	0.00	0.00	0.00	0.00
7000 UNAPROPRIATED ENDING FUND BALANCE	-468.20	-498.42	0.00	0.00	0.00	0.00
FUND 600 INTERNAL SERVICE FUNDS	114,382.16	417,307.50	254,123.00	207,000.00	207,000.00	207,000.00

FUND 700 FIDUCIARY FUNDS

ACCOUNT NUMBER / TITLE	ACTUAL 2018-19	ACTUAL 2019-20	ADOPTED 2020-21	PROPOSED 2021-22	APPROVED 2021-22	ADOPTED 2021-22
REVENUES:						
1510 INTEREST ON INVESTMENTS	20,264.71	16,664.01	4,000.00	4,000.00	4,000.00	4,000.00
1800 COMMUNITY SERVICES	6,035.51	2,803.79	2,000.00	2,000.00	2,000.00	2,000.00
1810 OTHER COMMUMINTY SERVICES	117,493.45	271,527.41	150,000.00	150,000.00	150,000.00	150,000.00
1920 CONTRIBUTIONS AND DONATIONS	3,161.11	1,074.01	1,000.00	1,000.00	1,000.00	1,000.00
1960 RECOVERY OF PRIOR YEAR"S EXPEDITURES	0.00	0.00	0.00	0.00	0.00	0.00
1990 MISCELLANEOUS	101,747.20	62,389.84	103,000.00	103,000.00	103,000.00	103,000.00
5200 INTERFUND TRANSFERS	192,585.17	66,578.39	127,481.49	137,481.49	137,481.49	137,481.49
5400 BEGINNING FUND BALANCE	793,766.69	776,428.79	761,500.00	871,500.00	871,500.00	871,500.00
FUND 700 FIDUCIARY FUNDS	1,235,053.84	1,197,466.24	1,148,981.49	1,268,981.49	1,268,981.49	1,268,981.49

FUND 700 FIDUCIARY FUNDS

ACCOUNT NUMBER / TITLE	ACTUAL 2018-19	ACTUAL 2019-20	ADOPTED 2020-21	PROPOSED 2021-22	APPROVED 2021-22	ADOPTED 2021-22
REQUIREMENTS:						
1111 ELEMENTARY INSTRUCTION						
400 SUPPLIES	0.00	0.00	0.00	0.00	0.00	0.00
1132 HIGH SCHOOL EXTRA CURRICULAR						
600 FEES	0.00	0.00	0.00	0.00	0.00	0.00
213X HEALTH SERVICES & NURSING						
100 SALARIES	96,016.74	105,141.44	109,479.33	111,688.78	111,688.78	111,688.78
200 BENEFITS	75,888.46	77,275.11	82,670.16	80,512.70	80,512.70	80,512.70
300 SERVICES	52,706.08	79,065.46	57,500.00	57,500.00	57,500.00	57,500.00
400 SUPPLIES	27,297.72	20,857.42	28,000.00	28,000.00	28,000.00	28,000.00
600 FEES	5,366.24	6,346.69	5,932.00	5,880.01	5,880.01	5,880.01
22XX SUPPORT SERVICES - INSTRUCTIONAL STAFF						
100 SALARIES	0.00	0.00	0.00	0.00	0.00	0.00
200 BENEFITS	0.00	0.00	0.00	0.00	0.00	0.00
300 SERVICES	0.00	0.00	0.00	0.00	0.00	0.00
400 SUPPLIES	0.00	0.00	0.00	0.00	0.00	0.00
2520 FISCAL SERVICES						
200 BENEFITS	193,349.41	129,561.56	0.00	0.00	0.00	0.00
300 SERVICES	0.40	0.25	638,600.00	758,600.00	758,600.00	758,600.00
254X PLANT & GROUNDS OPERATION						
300 SERVICES	0.00	0.00	0.00	0.00	0.00	0.00

FUND 700 FIDUCIARY FUNDS

ACCOUNT NUMBER / TITLE	ACTUAL 2018-19	ACTUAL 2019-20	ADOPTED 2020-21	PROPOSED 2021-22	APPROVED 2021-22	ADOPTED 2021-22
REQUIREMENTS:						
263X PRINT SHOP						
100 SALARIES	0.00	0.00	0.00	0.00	0.00	0.00
200 BENEFITS	0.00	0.00	0.00	0.00	0.00	0.00
300 SERVICES	0.00	0.00	0.00	0.00	0.00	0.00
400 SUPPLIES	0.00	0.00	0.00	0.00	0.00	0.00
500 CAPITAL OUTLAY	0.00	0.00	0.00	0.00	0.00	0.00
33XX DIRECTION OF COMMUNITY SERVICES						
100 SALARIES	0.00	0.00	0.00	0.00	0.00	0.00
200 BENEFITS	0.00	0.00	0.00	0.00	0.00	0.00
300 SERVICES	0.00	0.00	0.00	0.00	0.00	0.00
400 SUPPLIES	0.00	0.00	0.00	0.00	0.00	0.00
600 FEES	0.00	2,500.00	226,800.00	226,800.00	226,800.00	226,800.00
5200 TRANSFER OUT						
700 TRANFER	8,000.00	8,000.00	0.00	0.00	0.00	0.00
7700 ENDING FUND BALANCE						
800 RESERVED FOR NEXT YEAR	776,428.79	768,718.31	0.00	0.00	0.00	0.00
FUND 700 FIDUCIARY FUNDS	1,235,053.84	1,197,466.24	1,148,981.49	1,268,981.49	1,268,981.49	1,268,981.49

BETHEL SCHOOL DISTRICT #52
DESCRIPTION OF FUNDS

**FUND
Number**

GENERAL FUND (100's)

100	General Fund
101	Insurance Reserve
102	Textbook Adoption
103	Medicaid
104	Lane ESD Transit Funds
105	Bethel Life Skills
106	Bethel Print Shop Equipment
107	Technology
108	Land Acquisition
109	Maintenance
110	School Supply Carryover
111	Turf Field Replacement
112	Building Rental
113	Professional Development Committee (PDC)

GRANTS FUNDS (200's)

202	Elementary and Secondary School Emergency Relief Fund #3 - Emergency relief funds provided through the CARES act to address the COVID-19 impact.
206	Youth Transition Program -- To create systems changes in the way that transition services are provided to students with disabilities. The target group of students are those who can transition into competitive employment without the need for ongoing support services.
208	Fresh Fruits & Vegetables Program (FFVP) -- Provides children with free fresh fruits and vegetables as a snack during the school day.
210	Safe Routes to School -- Improve students safety and health by providing a safer way to school, more activity, and reduce local traffic in school areas and neighborhoods.
211	Perkins Career Technical Education -- Provides high school students with technical training and work experience to prepare for entry-level positions in their chosen careers thru Lane ESD.
213	Family Resource Center -- Housed at Fairfield Elementary Annex and funded thru United Way.
215	Elementary and Secondary School Emergency Relief Fund #2 - Emergency relief funds provided through the CARES act to address the COVID-19 impact.
216	Extended Assessment Development -- To support the the development of Oregon's current Extended Assessments thru ODE.
220	Individuals with Disabilities Education Act (IDEA Part B, Section 611) -- Supplemental services for students with disabilities thru ODE.
222	Army Corps of Engineers -- Natural resource management education and training near Fern Ridge Lake.
223	MTSS LEA Coaches -- Provides support for work of an LEA implementation/instructional coach thru ODE.
227	Indian Education Grant -- Address educational and culturally related academic needs of Indian Students.
228	Title IV-A - Student Support and Academic Enrichment -- To support well-rounded educational opportunities thru ODE.
229	System Performance Review & Improvement -- supports improved planning through data, planning, and evaluation of improvement strategies
230	IDEA Part B, Section 619 -- Preschool section of IDEA provides special education services for children ages 3 through 5.
231	Title III - English Language Acquisition -- Implementation of English language proficiency standards.
235	Title II-A - Teacher Quality -- Purpose of program is to increase academic achievement by improving teacher and principal quality.
236	Title II-A Carryover - Teacher Quality -- Purpose of program is to increase academic achievement by improving teacher and principal quality.
237	Title IA -- Provides assistance with programs designed to meet the needs of economically, educationally deprived students.
239	ESSA D&SI - OIPD District Engagement
240	ORTIi -- Oregon Response to Instruction and Intervention supports implementation of Response to Intervention systems for literacy and math.
247	Oregon Youth Conservation Corps - Summer Conservation Corps -- Youth learn employment, leadership skills, work ethic and environmental knowledge through projects such as trail construction and maintenance, landscaping, planting, wetlands restoration and invasive species removal.
251	Student Investment Account
252	Measure 98 -- Funds dropout prevention and college readiness programs in high schools.
253	School Based Health Center through Oregon Health Authority.
254	Kids in Transition to School (KITS) thru United Way -- Supports literacy, self-regulation and social skills just prior to kindergarten.
255	Career Pathways -- Career and Technical Education thru ODE.
256	SPLASH (Stormwater Pollution Learn & Share) thru the City of Eugene.
259	Bethel Education Foundation (BEF) --- An independent, 501(c)(3) non-profit corporation that was organized in August 2009 to support Bethel schools.
261	Preschool Promise thru ODE
264	Pink Prom
265	Oregon Community Foundation (OCF) -- A community philanthropy program funding Music Counts!
266	Oregon Battle of the Books (OBOB)
267	Farm to School Education Grant -- Support food, agriculture and garden based educational activities at Kalapuya HS thru ODE.
268	Drivers Education -- These are pass through funds for our drivers education program, students pay fees to cover the cost of the contracted service.
272	Infant Toddler Center --- Child & Adult Care Food Program in addition to child care subsidies for teen parents.

BETHEL SCHOOL DISTRICT #52
DESCRIPTION OF FUNDS

FUND Number	DESCRIPTION
273	Energy & Conservation thru the City of Eugene.
274	Middle School Track Program
275	Coordinated Approach To Child Health (CATCH) -- Program provides students with the knowledge and skills to lead healthy lives thru Lane County.
278	Construction Excise Tax (CET) -- City and county taxes from new residential and non-residential development.
279	Student Body Funds
280	Outdoor School - Measure 99 -- Outdoor school programming for 5th and 6th grade students.
282	Oregon Youth Conservation Corps - Community Stewardship Corps -- Youth learn employment and leadership skills while learning work ethic and environmental knowledge through integrated classroom and field-based learning projects.
286	Eugene Water & Electric Board (EWEB) -- Educational support in lieu of taxes, activities are related to water and energy education for K-12.
287	Butera Homeless Donations -- Local donations for homeless students in the Bethel District
288	Outdoor School at Danebo.
289	Cascade Middle School Band fund --- Donations for musical instruments
290	Miscellaneous Small Grants
293	Balance Fund
297	Bethel Farm
298	Bus Replacement Fund
299	Nutrition Services
300	<u>DEBT SERVICE FUND (300)</u>
	This fund is used to account for the accumulation of resources for and the payment of, bonded debt principal and interest. Property taxes are the major revenue source. This includes debt service for bond issues: 2013 General Obligation Bonds and 2016 partial refunding General Obligation Bonds.
	<u>CAPITAL PROJECTS FUND (400's)</u>
400	This fund is for capital construction projects and related costs. The funds for these projects are provided by the sale of bonds. In November 2012, Bethel taxpayers overwhelmingly passed (72.65%) Ballot Measure 20-209 authorizing the issuance of \$49.5 million in general obligation bonds to finance capital construction and repairs at District facilities and to pay the costs issuance of bonds.
401	Ameresco Projects - Energy improvements for electrical and irrigation projects.
402	This fund is for capital construction projects and related costs. The funds for these projects are provided by the sale of bonds. In November 2020, Bethel taxpayers overwhelmingly passed (65.78%) Ballot Measure 20-314 authorizing the issuance of \$99.3 million in general obligation bonds to finance capital construction and repairs at District facilities and to pay the costs issuance of bonds. The projects include rebuilding Cascade Middle School, providing a Vocational Education Center at Willamette High School, replacing and relocating the District Maintenance Shop, adding a gym at Danebo Elementary, building additional classrooms at Kalapuya High School, and numerous upgrades and improvements throughout the district. This will include new computers and textbooks, enhanced security systems, repairs to roofs and siding, improved heating and ventilation systems, covered outdoor play areas, as well as other small project pool improvements.
	<u>INTERNAL SERVICES FUNDS (600's)</u>
605	Copier Replacement Fund
606	Billed to Others Fund
	<u>FIDUCIARY FUNDS (700's)</u>
707	Student Based Health Center --- Offers health care for all current students and children living within district boundaries, children of Bethel students, Bethel Head Start students and Bethel School District Staff.
730	Teacher Insurance Reserve -- Through the collective bargaining agreement, the difference between district insurance cap and insurance premium placed in a reserve account to offset future insurance rate increases.
740	Classified Insurance Reserve -- Through collective bargaining agreement, the difference between district insurance cap and insurance premium placed in a reserve account to offset future insurance rate increases.
750	WHS Vince McGovern Scholarship