

## 2022-2023 Adopted Budget

Together, we will reach, teach, and inspire each student to excellence.  
Juntos podemos alcanzar, enseñar e inspirar a cada alumno para que sí.

BACK OF COVER

2022/2023

**ADOPTED  
BUDGET DOCUMENT**

Bethel School District No.52

4640 Barger Drive

Eugene, OR 97402

(541) 689-3280

[www.bethel.k12.or.us](http://www.bethel.k12.or.us)

\*\*\* This page intentionally left blank \*\*\*

Special Information Tab goes here

BACK OF TAB

**2022/2023 PROPOSED BUDGET  
TABLE OF CONTENTS**

	<u>Page</u>	<b>GENERAL FUND</b>	<u>Page</u>
Mission Statement and Guiding Principles	i	Revenue	1
Budget Committee	ii	Elementary School Programs:	
Budget Calendar	iii	Clear Lake Elementary	2-7
Budget Message	iv – viii	Danebo Elementary	8-14
Special Information	ix	Fairfield Elementary	15-20
		Irving Elementary	21-27
		Malabon Elementary	28-34
		Meadow View School	35-41
		Prairie Mountain School	42-49
		Middle School Programs:	
		Cascade Middle School	50-55
		Shasta Middle School	56-62
		High School Programs:	
		Willamette High School	63-72
		Kalapuya High School	73-79
		Student Services	80-86
		Teaching and Learning	87-99
		Administration	100-103
		All Schools	104-155
		<b>OTHER FUNDS</b>	
		Special Revenue Funds	156-167
		Debt Services Fund	168-170
		Capital Projects Funds	171-172
		Internal Service Fund	173
		Fiduciary Funds	174-176
		Description of Funds	177-178

**REVENUE:**

Bethel Tax Rate and Assessed Value	x
Enrollment History	xi
Enrollment by Grade	xii

**EXPENDITURES:**

Projected Licensed Staffing	xiii
Projected Classified Staffing	xiv
Building Supply Allocation	xv
Legal Notices	xvi

## ***MISSION STATEMENT***

*Together we will reach, teach, and inspire each student to excellence.*

*Juntos podemos alcanzar, enseñar e inspirer a cada alumno para que si adelante*

## ***GUIDING PRINCIPLES***

*WE BELIEVE all students can learn.*

*WE BELIEVE in creating life-long learners.*

*WE BELIEVE in engaging our community to assure the success of all students.*

*WE BELIEVE in ensuring all students receive effective and relevant instruction.*

*WE BELIEVE in creating safe, caring, and mutually respectful environments where all students are honored and valued for their diverse cultural backgrounds, unique strengths, and diverse abilities.*



## BUDGET COMMITTEE 2022/2023

<u>POSITION NUMBER</u>	<u>SCHOOL BOARD MEMBERS</u>	<u>TERM EXPIRES</u>	<u>POSITION NUMBER</u>	<u>BUDGET APPOINTED MEMBERS</u>	<u>TERM EXPIRES</u>
1	Caleb Clark	2025	1	James Manning, Jr.	2024
2	Ashley Espinoza	2025	2	Erin Zygaitis	2024
3	Greg Nelson	2023	3	T. Erin Basinger	2022
4	Rich Cunningham	2023	4	Tatiana Bakhtina	2023
5	Paul Jorgensen	2025	5	Alan Laisure	2024
6	Robin Zygaitis	2023	6	Jennifer Ziegler	2022
7	Debi Farr	2025	7	vacant	-

The budget committee is an advisory group established by statute. The committee is made up of the governing body of the local government and an equal number of appointed members. The appointed members must be electors of the local government. They cannot be employees, officers, or agents of the local government. They are appointed for staggered, three-year terms. No member of the budget committee can receive compensation for serving on the committee.

The budget committee has several purposes. It conducts public meetings to hear the budget message and review the budget proposed by the budget officer. One of its most important purposes is to listen to comments and questions from interested citizens. It can revise the proposed budget to reflect changes it wants to make in the local government’s fiscal policy. It does not have the authority to negotiate employee salaries. The committee approves the budget, approves the property tax rate, and approves the dollar amount for debt service for the payment of bond principal and interest.

Local budget law requires that the budget committee hold at least one meeting for the purpose of:

1. Receiving the budget message and budget document, and
2. Providing members of the public with an opportunity to ask questions about and comment on the budget.

The District must give prior public notice of the meeting(s) held for these two purposes.

BETHEL SCHOOL DISTRICT  
EUGENE, OREGON

2022-2023 - Budget Calendar



<b>DECEMBER 13, 2021</b>	Board Reviews Draft 2022-2023 Budget Calendar
<b>JANUARY 10, 2022</b>	Board Adopts 2022-2023 Budget Calendar
<b>JANUARY 24, 2022</b>	Appoint Budget Committee Members
<b>APRIL 4, 2022</b>	All budget materials due from buildings—300,400,500,600 series
<b>APRIL 4, 2022</b>	Submit notice to <u>Register Guard</u>
<b>APRIL 11, 2022</b>	Publish first notice of Budget Committee Meeting ( <i>5 to 30 days prior to meeting</i> )
<b>MAY 9, 2022</b>	Budget Committee 'Orientation', 5:00 p.m. Budget Document/Budget Message presented to the Budget Committee <b>First Budget Committee Meeting</b> , District Office, 6:30 p.m.
<b>MAY 12, 2022</b>	<b>Budget Committee Meeting</b> at District Office, 5:30 p.m. Discussion of budgets for Elementary, K-8, Middle School and High School Programs, Administration, Special Services, All Schools, Other Funds and General Fund Revenue  <b>Approval of Budget</b>
<b>MAY 19, 2022</b>	Alternative date for approval of the budget, District Office, 6:30 p.m.
<b>JUNE 13, 2022</b>	Publication of NOTICE OF BUDGET HEARING, FINANCIAL SUMMARY, and FUND SUMMARIES ( <i>not more than 25 nor less than 5 days prior</i> )
<b>JUNE 27, 2022</b>	Public Hearing on Budget Enact resolutions adopting the budget, making the appropriations, and declaring the tax levy

May 9, 2022

Dear Bethel community, parents, students, staff and budget committee members—

On behalf of our finance, teaching and learning, and departmental teams, it is my pleasure to share with you the Bethel School District 2022-23 proposed budget.

As we approach the end of the current school year and look ahead to 2022-23, this is a time to reflect and recognize the incredible journey that we have been on for the last two years. Educating our Bethel students as we continue to mitigate the long-term effects of the pandemic has continued to significantly impact our families, staff, and our youth themselves. We have learned valuable lessons about the resiliency of our communities, the commitment of our staff, the flexibility of our youth, and the centrality of public education to meet both academic and basic needs. We have experienced great joy as we saw historic graduation high school graduation rates at Willamette and Kalapuya High Schools, offered dozens of engaging summer programs, welcomed students back to in-person instruction across the district, continued to offer opportunities for co-curricular and extracurricular activities, and have slowly begun to lessen COVID protocols. Seeing more smiling faces of staff and students was particularly exciting as the state recently lifted the mask requirement and shifted to the optional use of facial coverings.

While there have been numerous points of celebration, many of us have experienced profound loss over the course of the last two years. Many have experienced economic hardships, the death or illness of loved ones, and the continued stress of navigating the pandemic. These hardships have disproportionately impacted students and families from marginalized communities. While the impacts of the pandemic will be felt for a long time, collectively, we have risen to support each other through these challenges, begun to reknit the fabric of our communities, and recommitted ourselves to the promise of public education.

Our budget is built on our district mission statement that working together we will reach, teach, and inspire each student to excellence. The budgeted resources highlight many strategic investments and represent a commitment to creating school communities where all students experience inclusion and belonging, all students are deeply engaged and invested in their learning, and all students are celebrated for their unique individual strengths and cultural assets. While we are steadfast in these commitments, we also realize that offsetting the impacts of the pandemic will require a disciplined, student-centered focus that addresses academic needs while attending to the well-being of our overall community.

### **Planning the 2022-23 Budget**

The 2022-23 proposed budget is based a State School Fund (SSF) appropriation of 9.3 billion. This funding level represents a relatively modest increase of 3.3% compared to the funding level of the 2019-21 biennium. While an increase from previous levels of funding, the State School Fund (SSF) is not adequate to meet our current service levels due to increasing operational and staffing costs without spending down operational reserves. However, continued full funding of state grants such as the Student Investment Account (SIA) and High School Success

(HSS), coupled with prudent use of one-time funds and spending some district reserves, will help ensure operational continuity for this funding cycle. While reliance on spending down reserves is not necessarily a sustainable long-term strategy, the resources can be used to support the emergent needs of our youth as we continue to recover from the pandemic.

### **Budget Priorities and Decision-Making**

In our decision-making for this budget, we will prioritize the following:

- Equity and Inclusion by prioritizing student experience and equitable opportunities
- Student academic and social-emotional needs
- Staff well-being and collective efficacy
- Operational continuity and long-term stability

We will prioritize the following goals:

- Creating flourishing school communities that support staff and student well-being
- Offsetting impacts of the pandemic with specific focus on early literacy, k-12 mathematics, and keeping high school students on-track
- Investing in our staff to increase the knowledge, will, and skill of our educators
- Providing consistent access to high quality in-person instruction for all students
- Investing in substantial long-term recovery and maximizing the impact of both one-time and ongoing funding sources

### **Important Financial Assumptions**

- State School Fund allocation in the 2<sup>nd</sup> year of the spending cycle: \$42.3M
- Student Success Funds dedicated to SIA and HSS: \$6.2M
- Elementary and Secondary Emergency Relief (ESSER) II and ESSER III: \$12.8M
- Summer Learning Grants for K-8 enrichment and HS credit recovery: \$942,000
- Anticipated cost of living increase of 4% across all employee groups: \$2.4M expense
- Reduction of 8.0 licensed teaching positions due to declining student enrollment

### **Budget Challenges**

*Declining Student Enrollment:* Like many districts around the state, Bethel has been experiencing a decline in enrollment for the last several years. Prior to the pandemic, the decline was relatively gradual, but in keeping with statewide trends, we experienced a more significant drop throughout the last two years. Our enrollment is currently down about 300 students compared to the 2018-19 school year and 450 students

compared to the 2015-16 school year. Even though our enrollment has decreased resulting in reduced state funding, we have made the strategic decision to primarily continue staffing schools at the pre-pandemic levels. We are only reducing 8 licensed positions across the district which will minimally impact each school. These staffing levels will result in relatively small class sizes for the 22-23 school year and the reduction of per-pupil funding will be offset by spending down district reserves. While we may not be able to continue this practice in the years to come, the additional licensed teachers and classified staff will accelerate student learning while providing essential social-emotional supports.

*Contract Negotiations:* We are currently bargaining long-term contracts for both licensed teachers and classified staff members. These contracts will have financial implications for the 2022-23 budget.

*One-time Resources:* Our district will benefit from numerous one-time federal and state grants. These include the Elementary and Secondary School Emergency Relief (ESSER) grants, summer programming grants, and educator recruitment/retention grants. While important resources, we do need to be mindful of the importance of continuity for programs and supports when the grants expire. The goal will be to use these grants to boost effectiveness of established programs and supports to address short-term needs while focusing on long-term positive impacts.

### **Equity, Diversity and Inclusion**

Bethel School District is committed to creating schools where all students are celebrated for their individual and cultural assets, all students have a strong sense of belonging, and all students are provided the academic supports and enrichments they need to thrive. Initiatives related to these commitments help us create communities that are more equitable, honor diversity, and are inclusive of all students and families. Equity is woven into all of our initiatives and budget priorities. Specifically, this proposed budget reflects continued funding for family navigators to keep students engaged in school, district mentors to support new teachers and specifically teachers of color, pathway programs to provide financial supports for diverse teaching candidates, stipends for teachers to lead racial affinity groups, increased professional development focused on restorative practices, and resources to purchase curriculum that reflects the diversity of our Bethel community.

### **Student Investment Account**

SIA funding is provided by the Student Success Account which was created by the Oregon State legislature in 2019. For the first few years the funding for this account from the Corporate Activity Tax was significantly reduced due to impacts of the pandemic and anticipated recessionary pressures. We are excited that in 2022-23 the SIA has been fully funded and will provide opportunities for the district to continue to implement smaller class sizes, offer more well-rounded educational opportunities, and improve access to school-based counselors. These initiatives were identified as important by our initial community engagement process and have been reinforced with ongoing community feedback and support. The student investment account has allowed us to enhance existing programs by adding an additional 30.5 licensed teachers (class size reduction), 5.25 school-based counselors (safety and health), and 10.3 specialist teachers such as art, P.E., music, and language specialists. We have also been able to increase the number of classified support professionals (18 staff members) who directly support students and operations.

## **General Obligation Bond**

In the midst of the pandemic, Bethel voters approved a “no levy rate increase” General Obligation Bond of 99.3 million dollars. The voters overwhelmingly supported this bond with a nearly 66% approval rate. While inflationary pressures and supply chain issues have significantly impacted timelines and overall projects, resources from the bond will still be used to replace Cascade Middle School, build a new Career and Technical Center at Willamette High School, add learning spaces at Kalapuya High School, construct covered play structures at most elementary schools, update technology and textbooks, improve heating and cooling systems, as well as completing numerous maintenance projects.

## **Career and Technical Programming**

Expanding Career and Technical Education (CTE) offerings for students continues to be a critical focus at both the middle school and high school levels. Students who participate in CTE courses graduate at higher rates with career-ready skills and experiences. Funds from the SIA and High School Success grants have made it possible to offer CTE programs at all of our middle schools as well as expanding offerings at both Willamette and Kalapuya High Schools. The bond funded CTE center at Willamette will provide a state-of-the-art lab and classroom space allowing and expansion of successful program offerings such as culinary, industrial and engineering systems, and business management. Combining grant funding from the Oregon Community Foundation and the Oregon Department of Education with district funds will enable a new construction CTE space to be built on the Kalapuya campus that focuses on building tiny homes. These types of innovative partnerships are the hallmark of the Bethel CTE programs.

## **Budget Summary**

This 2022-23 proposed budget totals \$232 million for all funds including \$96 million from the general obligation bond, \$33 million from special revenue funds, and \$73 million from the general fund. This proposed budget includes federal funding from the ESSER grants. These one-time grants will expire in September, 2024 and strategic financial planning will be necessary to address the future financial challenges when these resources are no longer available.

This budget message will be delivered publicly and discussed at our Budget Committee Meeting on May 9<sup>th</sup>, 2022. Then, on May 12<sup>th</sup>, the Budget Committee will reconvene to hear presentations on various portions of the budget. May 12<sup>th</sup> also represents the first opportunity for the Budget Committee to approve the 2022-23 Bethel School District budget. Our district team is looking forward to questions and guidance from the Bethel community and budget committee as we move toward approval and adoption of this budget.

## **Conclusion**

As we emerge from the pandemic this proposed budget allows our district to maintain general operations and supports, even with insufficient state school fund growth and reducing enrollment. Prudent budgeting and conservative stewardship of district resources in the past have

produced a strong ending fund balance and operational reserves. Spending down some of these reserves, coupled with braiding together state and federal grants, provide opportunities for expanding targeted programs for students and families designed to accelerate student learning while providing meaningful social and emotional supports.

I want to thank our youth, staff, and parents for their continued support for Bethel schools and offering grace, patience, and empathy as we have worked together to navigate this unprecedented time in our nation's history. I also want to thank our budget committee and school board members for their willingness to serve and provide oversight of this budget document.

There will inevitably be ongoing challenges in the years ahead as we work to actualize the vision of creating schools where all students belong and are academically successful. However, I am incredibly confident in our exceptional Bethel staff to respond to these challenges and support our youth each and every day. Working together with an engaged Bethel District community, the future is bright in Bethel.

Sincerely,

A handwritten signature in black ink that reads "Kraig Sproles". The signature is written in a cursive style with a large initial 'K'.

Kraig Sproles, D.Ed.  
Superintendent

#### **Acknowledgements**

Many individuals have worked diligently to help create this proposed budget. Steadfast leadership and guidance from Simon Levear, Bethel Business Services Director, throughout the last 6 years have made it possible for our district to accumulate a strong ending fund balance and maintain current service levels during these times of financial instability. His leadership and guidance will be missed in the years to come. In addition, Nancy Porter, Connie Quinn, Karen Sokol, Jennifer Littrell, Nathan Voelsch, and Linda Northrup have worked collaboratively to prepare this proposed budget and steadfastly serve our Bethel community. Finally, district leadership, building administrators, teachers, and classified staff have provided valuable input on specific programs and staffing models that directly impact this proposed budget.

## SPECIAL INFORMATION

---

The following Special Information sheets provide some past, present, and future information in the development of the Bethel School District General Fund budget.

### REVENUE

There are six components to revenue resources: local sources, intermediate sources, state sources, federal sources, inter-fund transfers and beginning fund balance.

**Local sources** include: property taxes, interest on investments, rentals and miscellaneous. The information sheet titled "**BETHEL TAX RATE AND ASSESSED VALUE**" *pg. ix*, shows the history of the District's property tax rate and the impact of Ballot Measure 5. It also shows the assessed value growth in the District over the last twenty years.

**Intermediate sources** are monies received from the County School Fund. Money comes from three areas to support this fund: tax levy portion, 25% of the federal forest fees received by the County, fines and forfeiture of debt in usury convictions, fines for cattle theft, optometrist prosecutions, pawnbroker forfeitures for excessive interest rates, fines for mooring a boat to a buoy or beacon. These funds are

disbursed through Lane Education Service District (ESD).

**State sources** are predominantly from the State School Fund (SSF). The driving factor for the SSF is student enrollment. The information sheet titled "**ENROLLMENT BY GRADE**" *pg xi*, reflects the flat enrollment of the District, in the 2010's. Recently the District's enrollment has declined. The SSF includes a transportation grant where 70% of the home to school transportation costs are reimbursed to the District. This budget is based on the State School Fund revenue projected by the Oregon Department of Education Finance Office. The Common School Fund is another State source. The principal of this fund is preserved and the interest income is used for the support and maintenance of the common school districts. Money for this fund comes from State land sales, bequests to the State for the Common School Fund, proceeds from the sale of submerged and submersible lands and more. It is disbursed through the State similar to the State School Fund.

**Federal sources** include the Federal Forest Fees received from the County Fund as a result of the apportionment of Federal Forest Fees.

**Inter-fund transfer sources** are from other funds and generally are one time resources.

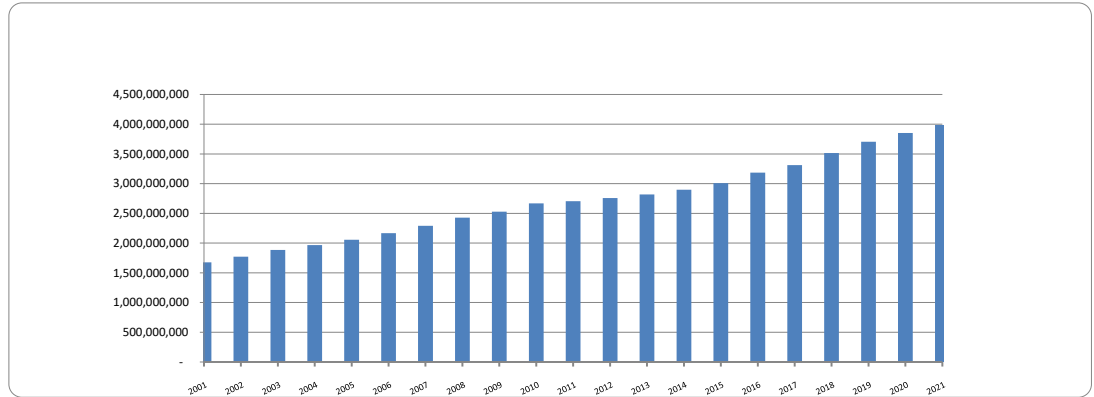
The **beginning fund balance** is money the District projects will be available from the prior fiscal year to carry forward to the New Year.

### EXPENDITURES

There are eight components to expenditures: salaries, benefits, purchased services, supplies, capital outlay, dues/fees, inter-fund transfers and contingency. These driving components direct the programs of the District: instructional program, support service program, community service program, facilities acquisition/construction program, debt service program and contingency. When building principals and program directors develop their budgets, the two key pieces of information they need are staffing allocation and building supply allocation information. The information sheets titled "**PROJECTED STAFFING**" *pg xii*, is given to the building principals for them to design their class schedules. The information sheet titled "**BUILDING SUPPLY ALLOCATION**" *pg xiv*, is used by the building principal to develop the building budget for purchased services, supplies, capital outlay and dues and fees.

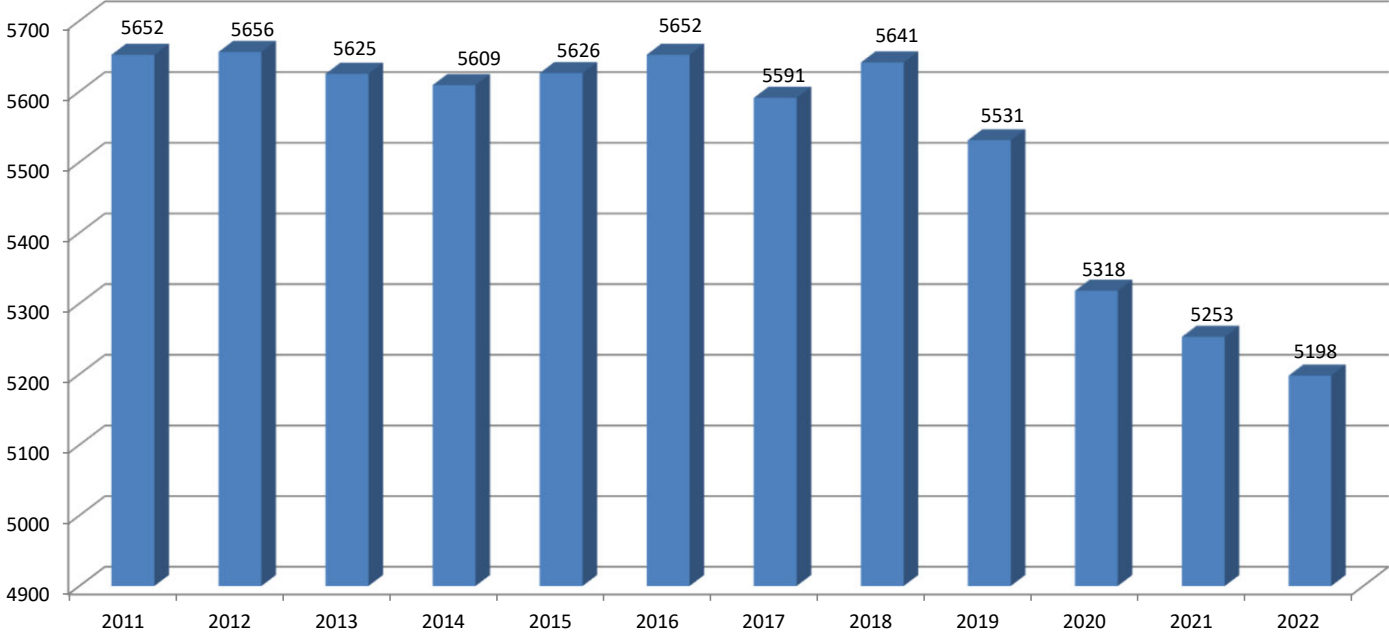


<b>BETHEL TAX RATE AND ASSESSED VALUE</b>			
<b>YEAR</b>	<b>TAX RATE</b>	<b>ASSESSED VALUE (AV)</b>	<b>PERCENT INCREASE of AV</b>
2000/2001	4.5067 (Permanent Rate)	1,677,356,404	9.30%
2001/2002	4.5067 (Permanent Rate)	1,771,794,521	5.63%
2002/2003	4.5067 (Permanent Rate)	1,884,740,427	6.37%
2003/2004	4.5067 (Permanent Rate)	1,967,073,999	4.37%
2004/2005	4.5067 (Permanent Rate)	2,055,541,516	4.50%
2005/2006	4.5067 (Permanent Rate)	2,168,282,960	5.48%
2006/2007	4.5067 (Permanent Rate)	2,291,465,668	5.68%
2007/2008	4.5067 (Permanent Rate)	2,428,242,644	5.97%
2008/2009	4.5067 (Permanent Rate)	2,527,522,943	4.09%
2009/2010	4.5067 (Permanent Rate)	2,669,362,520	5.61%
2010/2011	4.5067 (Permanent Rate)	2,705,151,293	1.34%
2011/2012	4.5067 (Permanent Rate)	2,758,995,067	1.99%
2012/2013	4.5067 (Permanent Rate)	2,818,105,970	2.14%
2013/2014	4.5067 (Permanent Rate)	2,897,301,084	2.81%
2014/2015	4.5067 (Permanent Rate)	3,008,190,363	3.83%
2015/2016	4.5067 (Permanent Rate)	3,185,663,784	5.90%
2016/2017	4.5067 (Permanent Rate)	3,310,845,485	3.93%
2017/2018	4.5067 (Permanent Rate)	3,514,383,149	6.15%
2018/2019	4.5067 (Permanent Rate)	3,704,855,253	5.42%
2019/2020	4.5067 (Permanent Rate)	3,852,122,964	3.97%
2020/2021	4.5067 (Permanent Rate)	3,988,153,298	3.53%



This represents the history of assessed value in the Bethel School District from 2001 through the projected assessment for 2021. County assessors combine permanent operating tax rates with other levy rates for consolidated tax rates. These rates are applied to the assessed value of each property to determine the tax extended. A constitutional limitation is applied to the tax extended to arrive at the tax imposed for the property.

### Bethel School Enrollment



<b>Grade</b>	<b>2011</b>	<b>2012</b>	<b>2013</b>	<b>2014</b>	<b>2015</b>	<b>2016</b>	<b>2017</b>	<b>2018</b>	<b>2019</b>	<b>2020</b>	<b>2021</b>	<b>2022-23</b>
Kindergarten	451	419	411	451	429	427	406	443	421	360	339	412
1st	400	463	423	452	465	441	440	433	427	414	367	347
2nd	438	418	460	440	454	489	439	445	421	388	434	352
3rd	481	427	428	456	454	456	473	423	439	382	388	407
4th	442	483	429	441	460	464	458	472	426	426	392	400
5th	436	448	480	435	449	465	469	447	465	405	423	379
6th	449	423	443	470	434	431	430	452	432	443	402	398
7th	437	449	434	430	473	427	424	426	445	411	428	411
8th	469	436	429	395	439	458	422	426	405	449	415	392
9th	440	437	415	426	381	436	424	450	422	411	455	427
10th	442	412	408	395	403	366	421	421	417	412	408	441
11th	402	414	405	389	380	389	366	394	399	403	397	401
12th	365	427	460	429	405	403	419	409	412	414	405	431
<b>Total</b>	<b>5652</b>	<b>5656</b>	<b>5625</b>	<b>5609</b>	<b>5626</b>	<b>5652</b>	<b>5591</b>	<b>5641</b>	<b>5531</b>	<b>5318</b>	<b>5253</b>	<b>5198</b>
% Change Sept 30 Data	-2.11%	0.07%	-0.55%	-0.28%	0.30%	0.46%	-1.08%	0.89%	-1.95%	-3.85%	-1.22%	-1.05%

**BETHEL SCHOOL DISTRICT #52  
2022-23  
PROJECTED STAFFING**

**2022/2023 PROJECTED STAFF  
LICENSED STAFF**

Ratios	23.5	24	27	27.5																
* does not include SpEd staffing																				
School	<i>PROJECTED</i> Student enrollment K-3	<i>PROJECTED</i> Student enrollment 4-5	<i>PROJECTED</i> Student enrollment 6-8	<i>PROJECTED</i> Student enrollment 9-12	Total Enrollment	School Classroom FTE Allocation	General Fund Classroom FTE Allocation	General Fund Funded Counselor FTE Allocation	Total General Fund FTE Allocation	SIA Funded Classroom FTE Allocation	SIA Funded Out of Ratio Music FTE Allocation	SIA Funded Out of Ratio Art & Lang FTE Allocation	SIA Funded Out of Ratio Art FTE Allocation	SIA Funded Out of Ratio Language FTE Allocation	SIA Funded Out of Ratio PE FTE Allocation	SIA Funded Out of Ratio Other FTE Allocation	Total SIA Funded FTE Allocation	Total ESSER III FTE Allocation	TOTAL Building FTE	
Clear Lake	198	88	0	0	286	12.125	11.125	1.000	12.13	1.000	0.500	0.500		0.500		2.500	0.000	14.6250		
Danebo	187	77	0	0	264	11.250	10.250	1.000	11.25	1.000	0.500	0.500		0.500	0.500	3.000	0.000	14.2500		
Fairfield	228	124	0	0	352	14.875	13.875	1.250	15.13	1.000	1.000	0.500		1.000		3.500	0.438	19.1250		
Irving	185	75	0	0	260	11.000	10.000	1.000	11.00	1.000	0.875	0.500		0.750	0.500	3.625	0.628	15.3750		
Malabon	236	124	0	0	360	15.250	14.250	1.500	15.75	1.000	1.000	0.500		1.000	0.500	4.000	0.375	20.1250		
Meadow View	291	125	214	0	630	25.625	24.625	2.500	27.13	1.000	1.750	0.500	0.500	1.500		5.750	1.413	34.3750		
Prairie Mt	211	105	177	0	493	20.000	19.000	2.000	21.00	1.000	1.500	0.500	0.500	1.500		5.500	2.130	28.7500		
Cascade	0	0	342	0	342	12.750	11.750	1.250	13.00	1.000	1.000		0.500	0.500	1.000	4.000	0.125	17.1250		
Shasta	0	0	367	0	367	13.625	12.625	1.250	13.88	1.000	1.000		0.500	0.500	1.000	4.000	0.000	17.8750		
Kalapuya HS	0	0	0	98	98	3.625	3.625	1.000	4.63						3.000	3.000	0.268	8.0000		
WHS	0	0	0	1474	1474	53.625	52.625	4.000	56.63	1.000					1.000	2.000	0.000	58.6250		
<b>Totals</b>						193.8	183.8	17.8	201.5	10.0	9.1	3.5	2.0	2.0	8.8	5.5	40.9	5.4	<b>248.3</b>	

**BETHEL SCHOOL DISTRICT #52  
2022-23  
PROJECTED STAFFING**

**2022/2023 PROJECTED STAFF  
CLASSIFIED STAFF**

Ratios	70	80	90	95											
<small>* does not include SpEd staffing</small>															
School	PROJECTED Student enrollment K-3	PROJECTED Student enrollment 4-5	PROJECTED Student enrollment 6-8	PROJECTED Student enrollment 9-12	School Classified FTE Allocation	General Fund Classified FTE Allocation	General Fund Office Coordinator Allocation	Total General Fund Classified FTE Allocation	Number of Kinder Classrooms	SIA Funded Kinder EA Allocation	SIA Funded Office Coordinator Allocation	SIA Funded Extra FTE Allocation	Total SIA Funded FTE Allocation	TOTAL FTE	
Clear Lake	198	88	0	0	4.000	4.000		4.000	2	1.625	1.000		2.63	6.625	
Danebo	187	77	0	0	3.750	3.750		3.750	2	1.625	1.000		2.63	6.375	
Fairfield	228	124	0	0	4.875	4.875		4.875	3	2.438	1.000		3.44	8.313	
Irving	185	75	0	0	3.625	3.625		3.625	2	1.625	1.000		2.63	6.250	
Malabon	236	124	0	0	5.000	5.000		5.000	3	2.438	1.000		3.44	8.438	
Meadow View	291	125	214	0	8.125	8.125		8.125	3	2.438	1.000		3.44	11.563	
Prairie Mt	211	105	177	0	6.375	6.375		6.375	3	2.438	1.000		3.44	9.813	
Cascade	0	0	342	0	3.875	3.875	1.000	4.875	N/A	N/A			0.00	4.875	
Shasta	0	0	367	0	4.125	4.125	1.000	5.125	N/A	N/A			0.00	5.125	
Kalapuya HS	0	0	0	98	1.125	1.125	1.000	2.125	N/A	N/A		1.88	1.88	4.003	
WHS	0	0	0	1474	15.625	15.625	1.000	16.625	N/A	N/A		2.00	2.00	18.625	
<b>Totals</b>					60.5	60.5	4.0	64.5	18.0	14.6	7.0	3.9	25.5	90.0	

# GENERAL FUND BUILDING SUPPLY ALLOCATIONS 2022/2023

School	Amount per Student FTE*	PROJECTED	General Fund Budget Allocation
		Student FTE Includes ERR/life skills students	
Clear Lake	\$72.00	305	\$21,960
Danebo	\$72.00	285	\$20,520
Fairfield	\$72.00	352	\$25,344
Irving	\$72.00	260	\$18,720
Malabon	\$72.00	360	\$25,920
Meadow View	\$72.00	636	\$45,792
Prairie Mt	\$72.00	535	\$38,520
Cascade	\$72.00	330	\$23,760
Shasta	\$72.00	385	\$27,720
Kalapuya HS	\$150.00	104	\$15,600
WHS	\$150.00	1,520	\$228,000
		5,072	\$491,856

# Notices of Budget Committee Meeting



About ▾

Departments ▾

Remote Learning

Community ▾

Contact Us

Calendars



Bethel School District > Departments > Business Services > Budget Committee

## BUDGET COMMITTEE

### Notice of Budget Committee Meeting

The Bethel School District Budget Committee will hold a hybrid meeting to discuss the budget for the fiscal year beginning July 1, 2022, through June 30, 2023. The meeting will be held May 9, 2022, at 6:30 p.m. in the Bethel School District Administrative Office Boardroom located at 4640 Barger Drive, Eugene, Oregon. The meeting will also be accessible virtually. The purpose of the meeting is to receive the budget message and hear comments from the public on the budget.

Public comment will be taken either in-person, via Zoom Webinar, or in writing and will be limited to three minutes per speaker. To sign up for public comment via Zoom Webinar, please complete [this form](#) by noon the day of the meeting. Community members may also submit written comments via email to [publiccomment@bethel.k12.or.us](mailto:publiccomment@bethel.k12.or.us). Budget Committee Members will have access to written public comments submitted by noon the day of the meeting. Information to join the meeting virtually will be available on the agenda posted on Bethel School District's website by noon on Monday, May 9, 2022.

A copy of the budget document may be inspected or obtained on or after May 6, 2022, at the Bethel School District Administration Office located at 4640 Barger Drive, Eugene, between the hours of 8:00 a.m. and 5:00 p.m. Mon. – Fri.

This is a public meeting where deliberation of the Budget Committee will take place. Any person may join the meeting and discuss the proposed programs with the Budget Committee.

April 5, 2022  
Bethel School District #52  
4640 Barger Drive  
Eugene, OR 97402  
NOTICE OF BUDGET  
COMMITTEE MEETING

The Bethel School District Budget Committee will hold a hybrid meeting to discuss the budget for the fiscal year beginning July 1, 2022, through June 30, 2023. The meeting will be held May 9, 2022, at 6:30 p.m. in the Bethel School District Administrative Office Boardroom located at 4640 Barger Drive, Eugene, Oregon. The meeting will also be accessible virtually. The purpose of the meeting is to receive the budget message and hear comments from the public on the budget.


Public comment will be taken either in-person, via Zoom Webinar, or in writing and will be limited to three minutes per speaker. To sign up for public comment via Zoom Webinar, please complete this form by noon the day of the meeting. Information to join the meeting virtually will be available on the agenda posted on Bethel School District's website by noon on Monday, May 9, 2022.

A copy of the budget document may be inspected or obtained on or after May 6, 2022, at the Bethel School District Administration Office located at 4640 Barger Drive, Eugene, between the hours of 8:00 a.m. and 5:00 p.m. Mon. – Fri.

This is a public meeting where deliberation of the Budget Committee will take place. Any person may join the meeting and discuss the proposed programs with the Budget Committee.

This notice may also be found at <https://www.bethel.k12.or.us/>.

No. 270892 - April 11, 2021



**June 27, 2022**

**RESOLUTION NO. 21-22: 65**

**BE IT RESOLVED**, That the Board of Directors of Lane County School District No. 52 hereby **ADOPTS** the budget for 2022-2023 in the sum of **\$231,099,099**. This budget is now on file at the Bethel Administrative Offices.

GENERAL FUND (100)	\$	89,159,998
SPECIAL REVENUE FUND (200)		33,687,448
DEBT SERVICE FUND (300)		10,491,552
CAPITAL PROJECTS FUND (400)		96,245,000
INTERNAL SERVICE FUND (600)		227,000
FIDUCIARY FUND (700)		<u>1,288,101</u>
<b>TOTAL</b>	<b>\$</b>	<b>231,099,099</b>

ATTEST *Chris Spoles*  
 Clerk – Craig Spoles


*Debi Farr*  
 Chair – Debi Farr

MOVED BY *Greg Nelson*  
 SECONDED BY *Rich Cunningham*  
 DATE 6.27.2022  
 RESOLUTION: *Passed* / Failed

BOARD MEMBERS	AYE	NAV	ABSTAIN	ABSENT
Debi Farr	✓			
Ashley Espinoza				
Paul Jorgensen				✓
Caleb Clark	✓			
Greg Nelson	✓			
Robin Zygaritis	✓			
Rich Cunningham	✓			



4640 Barger Drive • Eugene, OR 97402 • Phone: (541) 689-3280  
Fax: (541) 689-0719 • [www.bethel.k12.or.us](http://www.bethel.k12.or.us)



**June 27, 2022**

**RESOLUTION NO. 21-22: 66**

BE IT RESOLVED, That the Board of Directors, Bethel School District No. 52, Lane County, hereby APPROPRIATES the amount for the fiscal year beginning July 1, 2022 and for the purposes shown are hereby appropriated as follows, attached.

ATTEST *Blair Spores*  
Clerk – Craig Spores

*Debi Farr*  
Chair – Debi Farr

MOVED BY *Robin Zygaitis*  
SECONDED BY *Caleb Clark*  
DATE *6.27.2022*  
RESOLUTION: *Passed* / Failed


BOARD MEMBERS	AYE	NAY	ABSTAIN	ABSENT
Debi Farr	✓			
Rich Cunningham	✓			
Paul Jorgensen				
Ashley Espinoza				✓
Greg Nelson	✓			
Robin Zygaitis	✓			
Caleb Clark	✓			

**RESOLUTION MAKING APPROPRIATIONS**

Be it resolved that the amount for the fiscal year beginning July 1, 2021 *2022* and for the purposes shown below are hereby appropriated as follows:

<u>GENERAL FUND (100)</u>		
1000 Instruction		\$ 44,193,127
2000 Support Services		33,817,416
3000 Community Services		131,043
4000 Facilities Acquisition and Construction		415,344
5100 Debt Service		231,655
5200 Transfers		1,924,586
6000 General Operating Contingency		3,033,992
<b>Fund Total</b>		<b>\$ 83,747,163</b>
<u>SPECIAL REVENUE FUND (200)</u>		
1000 Instruction		\$ 19,210,452
2000 Support Services		3,090,921
3000 Community Services		3,426,072
4000 Facilities Acquisition and Construction		7,772,000
5100 Debt Service		185,088
5200 Transfers		-
<b>Fund Total</b>		<b>\$ 33,684,532</b>
<u>DEBT SERVICE FUND (300)</u>		
2000 Support Services		\$ 20
5100 Debt Service		10,085,155
<b>Fund Total</b>		<b>\$ 10,085,175</b>
<u>CAPITAL PROJECT FUND (400)</u>		
4000 Facilities Acquisition and Construction		\$ 96,245,000
<b>Fund Total</b>		<b>\$ 96,245,000</b>
<u>INTERNAL SERVICE (600)</u>		
1000 Instruction		\$ 175,000
2000 Support Services		52,000
5200 Transfers		-
<b>Fund Total</b>		<b>\$ 227,000</b>
<u>FIDUCIARY FUND (700)</u>		
1000 Instruction		\$ -
2000 Support Services		1,061,301
3000 Community Services		226,800
5200 Transfers		-
<b>Fund Total</b>		<b>\$ 1,288,101</b>
<b>TOTAL APPROPRIATIONS, ALL FUNDS</b>		<b>225,276,972</b>
<b>TOTAL UNAPPROPRIATED ENDING FUND BALANCE RESERVE ALL FUNDS</b>		<b>5,822,127</b>
<b>TOTAL ADOPTED BUDGET</b>		<b>\$ 231,099,099</b>

Unappropriated Ending Fund Balance is not appropf



**June 27, 2022**

**RESOLUTION NO. 21-22: 67**

**BE IT RESOLVED**, That the Bethel Board of Directors, Lane County School District No. 52, hereby impose the taxes provided for in the adopted budget at the rate of **\$4,5067** per **\$1,000** of assessed value for operations and in the amount of **\$6,558,000** for bonds; and that these taxes are hereby imposed and categorized for tax year 2022-2023 upon the assessed value of all taxable property within the district.

	<u>EDUCATION</u>	<u>EXCLUDED FROM LIMITATION</u>
General Fund	<b>\$4,5067/\$1,000</b>	
Debt Service Fund		<b>\$6,558,000</b>

ATTEST *Debi Farr*  
 Clerk – Kraig Sproles

*Debi Farr*  
 Chair – Debi Farr

MOVED BY *Rich Cunningham*  
 SECONDED BY *Robin Zygaitis*  
 DATE *6.27.2022*  
 RESOLUTION: *Passed* / Failed

BOARD MEMBERS	AYE	NAV	ABSTAIN	ABSENT
Debi Farr	✓			
Rich Cunningham	✓			
Paul Jorgensen				
Ashley Espinoza				✓
Greg Nelson	✓			
Robin Zygaitis	✓			
Caleb Clark	✓			

\*\*\* This page intentionally left blank \*\*\*

Revenue Tab goes here

BACK OF TAB

**GENERAL FUND RESOURCES**

ACCOUNT NUMBER / TITLE	ACTUAL 2019-20	ACTUAL 2020-21	ADOPTED 2021-22	PROPOSED 2022-23	APPROVED 2022-23	ADOPTED 2022-23
1111 CURRENT YEAR'S TAXES	16,368,241.99	16,949,685.97	17,050,198.00	18,669,991.00	18,669,991.00	18,669,991.00
1112 PRIOR YEAR'S TAXES	224,241.78	262,160.05	0.00	0.00	0.00	0.00
1113 CO. TAX SALES FOR BACK TX	7,312.65	0.00	0.00	0.00	0.00	0.00
1190 PENALTIES * INTEREST ON TAXES	52,481.14	59,431.53	55,000.00	60,000.00	60,000.00	60,000.00
1200 LOCAL GOVERNMENTS	663.53	744.29	1,000.00	500.00	500.00	500.00
1510 INTEREST ON INVESTMENTS	518,556.52	192,860.33	200,000.00	100,000.00	100,000.00	100,000.00
1910 RENTALS	8,106.57	2,853.00	5,000.00	3,000.00	3,000.00	3,000.00
1920 CONTRIBUTIONS AND DONATIONS	425.00	583.00	0.00	0.00	0.00	0.00
1980 FEES CHARGED TO GRANTS	5,490.33	5,395.78	0.00	0.00	0.00	0.00
1990 MISCELLANEOUS	168,719.10	119,466.05	140,000.00	140,000.00	140,000.00	140,000.00
1995 FINGERPRINTING	2,301.00	0.00	1,000.00	1,000.00	1,000.00	1,000.00
2101 COUNTY SCHOOL FUNDS	207,611.83	192,229.27	200,000.00	230,000.00	230,000.00	230,000.00
2199 HEAVY EQUIPMENT TAX	0.00	44,715.50	0.00	30,000.00	30,000.00	30,000.00
3101 STATE SCHOOL FUND *	40,786,944.59	41,238,079.55	42,001,869.00	42,354,645.31	42,354,645.31	42,354,645.31
3103 COMMON SCHOOL FUND *	586,372.57	622,716.12	622,716.12	554,101.21	554,101.21	554,101.21
3199 HIGH COST DISABILITY	81,159.56	210,867.52	100,000.00	100,000.00	100,000.00	100,000.00
3299 OTHER GRANTS IN AID	0.00	0.00	0.00	0.00	0.00	0.00
4500 FEDERAL GRANTS	53,112.86	11,887.39	0.00	0.00	0.00	0.00
4801 FEDERAL FOREST FEES	207,817.19	187,799.74	215,000.00	200,000.00	200,000.00	200,000.00
5150 LOAN RECEIPTS	0.00	0.00	0.00	0.00	0.00	0.00
5200 INTERFUND TRANSFERS	86,000.00	0.00	0.00	0.00	0.00	0.00
5300 SALE OF ASSETS	147,359.38	5,668.24	0.00	0.00	0.00	0.00
5400 BEGINNING FUND BALANCE	10,182,492.62	11,558,739.21	10,842,951.00	9,500,000.00	9,500,000.00	9,500,000.00
<b>REPORT TOTAL</b>	<b>69,695,410.21</b>	<b>71,665,882.54</b>	<b>71,434,734.12</b>	<b>71,943,237.52</b>	<b>71,943,237.52</b>	<b>71,943,237.52</b>

\*\*\* This page intentionally left blank \*\*\*



Clear Lake Tab goes here

BACK OF TAB

CLEARLAKE ELEMENTARY ACCOUNT NUMBER / TITLE	ACTUAL 2019-20	ACTUAL 2020-21	ADOPTED 2021-22	PROPOSED 2022-23	APPROVED 2022-23	ADOPTED 2022-23
<b>FUNCTION 1111 ELEMENTARY INSTRUCTION</b>						
111 LICENSED SALARIES	662,398.18	772,025.23	731,555.51	779,401.75	779,401.75	779,401.75
112 CLASSIFIED SALARIES	72,497.91	43,593.58	80,667.86	87,330.88	87,330.88	87,330.88
121 SUBSTITUTES-LICENSED	41,265.26	4,780.71	20,058.42	20,058.42	20,058.42	20,058.42
122 SUBSTITUTES-CLASSIFIED	1,442.56	523.51	3,243.44	3,243.44	3,243.44	3,243.44
124 TEMPORARY-CLASSIFIED	0.00	159.72	0.00	0.00	0.00	0.00
126 VACANCY - CLASSIFIED	0.00	5,097.73	0.00	0.00	0.00	0.00
131 EXTRA DUTY	970.46	1,290.16	0.00	0.00	0.00	0.00
211 EMPLOYER CONTRIBUTION	44,862.39	40,943.93	32,119.33	18,737.13	18,737.13	18,737.13
212 EMPLOYER PD PERS PU 6.00%	43,651.58	48,246.06	49,273.87	52,592.48	52,592.48	52,592.48
213 PERS UAL	135,856.93	146,750.38	52,347.86	12,812.19	12,812.19	12,812.19
214 PERS BOND	0.00	0.00	98,302.84	126,701.65	126,701.65	126,701.65
216 OPSRP	35,563.29	42,972.91	25,288.84	56,655.27	56,655.27	56,655.27
220 FICA	56,494.87	61,511.55	64,469.89	68,701.12	68,701.12	68,701.12
231 WORKERS' COMPENSATION	3,564.35	3,239.98	6,741.95	7,184.43	7,184.43	7,184.43
232 UNEMPLOYMENT COMPENSATION	0.00	0.00	4,213.72	4,490.27	4,490.27	4,490.27
233 FAMILY & MEDICAL LEAVE INSURANCE	0.00	0.00	1,685.49	1,796.11	1,796.11	1,796.11
241 LICENSED INSURANCE	193,588.80	222,058.51	183,692.52	209,800.80	209,800.80	209,800.80
242 CLASSIFIED INSURANCE	40,967.46	25,956.94	42,336.00	20,640.00	20,640.00	20,640.00
246 DISTRICT PD TSA--LICENSED	7,488.08	7,519.32	6,768.13	7,448.00	7,448.00	7,448.00
247 DISTRICT PD TSA--CLASSIFI	820.42	599.50	0.00	0.00	0.00	0.00
324 RENTALS	2,082.26	1,694.88	3,500.00	1,989.96	1,989.96	1,989.96
342 TRAVEL, OUT OF DISTRICT	0.00	0.00	75.00	0.00	0.00	0.00
353 POSTAGE	265.40	673.36	500.00	562.00	562.00	562.00
410 SUPPLIES AND MATERIALS	1,405.25	5,885.15	7,790.00	10,312.00	10,312.00	10,312.00
460 NON-CONSUMABLE ITEMS	0.00	1,430.29	400.00	500.00	500.00	500.00
470 COMPUTER SOFTWARE	0.00	340.00	0.00	0.00	0.00	0.00
480 COMPUTER HARDWARE	0.00	0.00	700.00	500.00	500.00	500.00
<b>1111 ELEMENTARY INSTRUCTION</b>	<b>1,345,185.45</b>	<b>1,437,293.40</b>	<b>1,415,730.64</b>	<b>1,491,457.90</b>	<b>1,491,457.90</b>	<b>1,491,457.90</b>

CLEARLAKE ELEMENTARY ACCOUNT NUMBER / TITLE	ACTUAL 2019-20	ACTUAL 2020-21	ADOPTED 2021-22	PROPOSED 2022-23	APPROVED 2022-23	ADOPTED 2022-23
<b>FUNCTION 1113 ELEMENTARY EXTRACURRICULAR</b>						
131 EXTRA DUTY	1,388.00	0.00	1,415.76	1,443.52	1,443.52	1,443.52
211 EMPLOYER CONTRIBUTION	189.00	0.00	122.46	159.51	159.51	159.51
212 EMPLOYER PD PERS PU 6.00%	81.88	0.00	84.95	86.61	86.61	86.61
213 PERS UAL	248.10	0.00	89.48	20.93	20.93	20.93
214 PERS BOND	0.00	0.00	167.91	206.86	206.86	206.86
216 OPSRP	0.00	0.00	0.00	0.00	0.00	0.00
220 FICA	96.98	0.00	108.31	110.43	110.43	110.43
231 WORKERS' COMPENSATION	6.23	0.00	11.33	11.55	11.55	11.55
232 UNEMPLOYMENT COMPENSATION	0.00	0.00	7.08	7.22	7.22	7.22
233 FAMILY & MEDICAL LEAVE INSURANCE	0.00	0.00	2.83	2.89	2.89	2.89
<b>1113 ELEMENTARY EXTRACURRICULAR</b>	<b>2,010.19</b>	<b>0.00</b>	<b>2,010.10</b>	<b>2,049.51</b>	<b>2,049.51</b>	<b>2,049.51</b>

CLEARLAKE ELEMENTARY ACCOUNT NUMBER / TITLE	ACTUAL 2019-20	ACTUAL 2020-21	ADOPTED 2021-22	PROPOSED 2022-23	APPROVED 2022-23	ADOPTED 2022-23
<b>FUNCTION 2122 COUNSELING SERVICES</b>						
111 LICENSED SALARIES	26,315.92	36,982.89	30,013.75	62,763.59	62,763.59	62,763.59
131 EXTRA DUTY	191.73	75.00	0.00	0.00	0.00	0.00
211 EMPLOYER CONTRIBUTION	0.00	1,427.89	0.00	0.00	0.00	0.00
212 EMPLOYER PD PERS PU 6.00%	1,590.44	1,604.92	1,845.85	3,859.96	3,859.96	3,859.96
213 PERS UAL	4,819.10	6,737.12	1,944.29	932.82	932.82	932.82
214 PERS BOND	0.00	0.00	3,648.62	9,218.87	9,218.87	9,218.87
216 OPSRP	2,226.65	2,246.85	1,704.33	5,108.02	5,108.02	5,108.02
220 FICA	2,027.84	2,832.88	2,353.45	4,921.45	4,921.45	4,921.45
231 WORKERS' COMPENSATION	121.50	147.09	246.11	514.66	514.66	514.66
232 UNEMPLOYMENT COMPENSATION	0.00	0.00	153.82	321.66	321.66	321.66
233 FAMILY & MEDICAL LEAVE INSURANCE	0.00	0.00	61.53	128.67	128.67	128.67
241 LICENSED INSURANCE	14,339.88	16,451.62	14,919.19	18,648.96	18,648.96	18,648.96
246 DISTRICT PD TSA--LICENSED	675.24	769.97	750.34	1,569.09	1,569.09	1,569.09
<b>2122 COUNSELING SERVICES</b>	<b>52,308.30</b>	<b>69,276.23</b>	<b>57,641.29</b>	<b>107,987.76</b>	<b>107,987.76</b>	<b>107,987.76</b>

CLEARLAKE ELEMENTARY ACCOUNT NUMBER / TITLE	ACTUAL 2019-20	ACTUAL 2020-21	ADOPTED 2021-22	PROPOSED 2022-23	APPROVED 2022-23	ADOPTED 2022-23
<b>FUNCTION 2222 MEDIA / LIBRARY</b>						
112 CLASSIFIED SALARIES	22,174.42	23,215.01	23,681.58	25,812.67	25,812.67	25,812.67
122 SUBSTITUTES-CLASSIFIED	0.00	0.00	1,249.09	1,249.09	1,249.09	1,249.09
131 EXTRA DUTY	139.89	112.79	0.00	0.00	0.00	0.00
211 EMPLOYER CONTRIBUTION	3,090.50	3,217.79	2,101.36	2.17	2.17	2.17
212 EMPLOYER PD PERS PU 6.00%	1,338.85	257.17	1,474.68	1,567.02	1,567.02	1,567.02
213 PERS UAL	4,056.77	4,223.88	1,552.09	378.41	378.41	378.41
214 PERS BOND	0.00	0.00	2,938.73	3,771.31	3,771.31	3,771.31
216 OPSRP	0.00	0.00	3.90	2,055.11	2,055.11	2,055.11
220 FICA	1,450.98	1,616.28	1,952.49	2,070.22	2,070.22	2,070.22
231 WORKERS' COMPENSATION	115.87	100.66	204.18	216.49	216.49	216.49
232 UNEMPLOYMENT COMPENSATION	0.00	0.00	127.61	135.31	135.31	135.31
233 FAMILY & MEDICAL LEAVE INSURANCE	0.00	0.00	51.05	54.12	54.12	54.12
242 CLASSIFIED INSURANCE	19,050.00	14,316.00	20,640.00	6,336.00	6,336.00	6,336.00
247 DISTRICT PD TSA--CLASSIFI	569.01	580.35	592.04	0.00	0.00	0.00
410 SUPPLIES AND MATERIALS	319.97	546.47	650.00	550.00	550.00	550.00
430 LIBRARY BOOKS	864.16	875.15	900.00	800.00	800.00	800.00
440 PERIODICALS	248.66	163.83	275.00	200.00	200.00	200.00
460 NON-CONSUMABLE ITEMS	28.16	95.89	400.00	200.00	200.00	200.00
<b>2222 MEDIA / LIBRARY</b>	<b>53,447.24</b>	<b>49,321.27</b>	<b>58,793.80</b>	<b>45,397.93</b>	<b>45,397.93</b>	<b>45,397.93</b>

CLEARLAKE ELEMENTARY ACCOUNT NUMBER / TITLE	ACTUAL 2019-20	ACTUAL 2020-21	ADOPTED 2021-22	PROPOSED 2022-23	APPROVED 2022-23	ADOPTED 2022-23
<b>FUNCTION 2410 OFFICE OF THE PRINCIPAL</b>						
112 CLASSIFIED SALARIES	50,859.57	50,771.00	54,207.00	31,399.88	31,399.88	31,399.88
113 ADMINISTRATORS	94,677.52	115,171.00	98,510.58	126,759.36	126,759.36	126,759.36
122 SUBSTITUTES-CLASSIFIED	1,344.63	0.00	2,172.53	2,172.53	2,172.53	2,172.53
131 EXTRA DUTY	128.88	687.61	0.00	0.00	0.00	0.00
190 TRAVEL STIPEND	4,800.00	5,400.00	4,896.00	4,992.00	4,992.00	4,992.00
211 EMPLOYER CONTRIBUTION	15,556.11	4,994.59	12,327.46	3.77	3.77	3.77
212 EMPLOYER PD PERS PU 6.00%	7,684.14	10,252.99	9,613.58	9,921.64	9,921.64	9,921.64
213 PERS UAL	23,403.83	31,066.72	10,124.15	2,397.24	2,397.24	2,397.24
214 PERS BOND	0.00	0.00	19,044.20	23,746.15	23,746.15	23,746.15
216 OPSRP	1,378.84	11,325.08	960.60	13,097.31	13,097.31	13,097.31
220 FICA	11,282.01	12,714.40	12,663.92	13,014.47	13,014.47	13,014.47
231 WORKERS' COMPENSATION	713.33	692.57	1,324.33	1,360.99	1,360.99	1,360.99
232 UNEMPLOYMENT COMPENSATION	0.00	0.00	827.71	850.62	850.62	850.62
233 FAMILY & MEDICAL LEAVE INSURANCE	0.00	0.00	331.08	340.25	340.25	340.25
242 CLASSIFIED INSURANCE	20,997.18	12,307.93	21,530.77	20,640.00	20,640.00	20,640.00
244 ADMIN/CONFID INSURANCE	19,204.33	19,464.08	19,540.30	19,732.20	19,732.20	19,732.20
245 DISTRICT PD TSA	4,800.00	4,800.00	4,800.00	4,800.00	4,800.00	4,800.00
247 DISTRICT PD TSA--CLASSIFI	920.00	888.84	955.35	0.00	0.00	0.00
410 SUPPLIES AND MATERIALS	0.00	26.96	0.00	100.00	100.00	100.00
470 COMPUTER SOFTWARE	0.00	58.00	0.00	100.00	100.00	100.00
<b>2410 OFFICE OF THE PRINCIPAL</b>	<b>257,750.37</b>	<b>280,621.77</b>	<b>273,829.58</b>	<b>275,428.40</b>	<b>275,428.40</b>	<b>275,428.40</b>

CLEARLAKE ELEMENTARY ACCOUNT NUMBER / TITLE	ACTUAL 2019-20	ACTUAL 2020-21	ADOPTED 2021-22	PROPOSED 2022-23	APPROVED 2022-23	ADOPTED 2022-23
<b>FUNCTION 2542 MAINTENANCE OF PLANT</b>						
112 CLASSIFIED SALARIES	70,662.32	81,160.56	83,693.28	89,554.32	89,554.32	89,554.32
122 SUBSTITUTES-CLASSIFIED	240.45	392.40	1,055.68	1,055.68	1,055.68	1,055.68
131 EXTRA DUTY	161.07	0.00	0.00	0.00	0.00	0.00
211 EMPLOYER CONTRIBUTION	0.00	0.00	3,306.61	1.83	1.83	1.83
212 EMPLOYER PD PERS PU 6.00%	3,046.35	4,869.61	5,105.26	5,461.73	5,461.73	5,461.73
213 PERS UAL	9,274.22	14,802.61	5,376.49	1,319.68	1,319.68	1,319.68
214 PERS BOND	0.00	0.00	10,111.49	13,068.72	13,068.72	13,068.72
216 OPSRP	4,285.10	6,839.47	2,586.06	7,211.99	7,211.99	7,211.99
220 FICA	5,281.80	6,035.99	6,570.28	7,024.79	7,024.79	7,024.79
231 WORKERS' COMPENSATION	1,503.47	1,528.71	687.09	734.62	734.62	734.62
232 UNEMPLOYMENT COMPENSATION	0.00	0.00	429.43	459.14	459.14	459.14
233 FAMILY & MEDICAL LEAVE INSURANCE	0.00	0.00	171.77	183.65	183.65	183.65
242 CLASSIFIED INSURANCE	14,318.20	14,294.28	14,532.00	14,532.00	14,532.00	14,532.00
247 DISTRICT PD TSA--CLASSIFI	1,093.61	1,110.24	1,137.08	1,217.30	1,217.30	1,217.30
322 REPAIRS & MAINTENANCE	0.00	0.00	600.00	600.00	600.00	600.00
410 SUPPLIES AND MATERIALS	4,686.41	3,803.07	5,850.00	6,000.00	6,000.00	6,000.00
460 NON-CONSUMABLE ITEMS	0.00	0.00	600.00	600.00	600.00	600.00
<b>2542 MAINTENANCE OF PLANT</b>	<b>114,553.00</b>	<b>134,836.94</b>	<b>141,812.51</b>	<b>149,025.45</b>	<b>149,025.45</b>	<b>149,025.45</b>



Danebo tab goes here

BACK OF TAB

DANEBO ELEMENTARY ACCOUNT NUMBER / TITLE	ACTUAL 2019-20	ACTUAL 2020-21	ADOPTED 2021-22	PROPOSED 2022-23	APPROVED 2022-23	ADOPTED 2022-23
<b>FUNCTION 1111 ELEMENTARY INSTRUCTION</b>						
111 LICENSED SALARIES	728,311.02	706,179.88	810,728.13	670,754.06	670,754.06	670,754.06
112 CLASSIFIED SALARIES	34,666.78	30,673.85	41,392.96	17,794.17	17,794.17	17,794.17
121 SUBSTITUTES-LICENSED	10,335.60	4,741.20	22,400.07	22,400.07	22,400.07	22,400.07
122 SUBSTITUTES-CLASSIFIED	603.38	0.00	7,095.75	7,095.75	7,095.75	7,095.75
131 EXTRA DUTY	455.40	157.14	0.00	0.00	0.00	0.00
211 EMPLOYER CONTRIBUTION	31,696.21	22,445.72	24,120.47	9,785.86	9,785.86	9,785.86
212 EMPLOYER PD PERS PU 6.00%	44,897.36	44,233.31	51,554.74	41,690.75	41,690.75	41,690.75
213 PERS UAL	137,111.31	134,448.33	54,799.00	10,188.76	10,188.76	10,188.76
214 PERS BOND	0.00	0.00	102,983.11	100,872.21	100,872.21	100,872.21
216 OPSRP	44,128.23	48,508.15	32,527.24	48,674.12	48,674.12	48,674.12
220 FICA	56,804.12	54,729.69	67,771.09	55,194.51	55,194.51	55,194.51
231 WORKERS' COMPENSATION	3,542.78	2,977.61	7,087.17	5,771.98	5,771.98	5,771.98
232 UNEMPLOYMENT COMPENSATION	0.00	0.00	4,429.48	3,607.48	3,607.48	3,607.48
233 FAMILY & MEDICAL LEAVE INSURANCE	0.00	0.00	1,771.79	1,442.99	1,442.99	1,442.99
241 LICENSED INSURANCE	216,578.39	203,501.97	220,058.04	173,668.44	173,668.44	173,668.44
242 CLASSIFIED INSURANCE	604.11	5.39	644.07	4,293.82	4,293.82	4,293.82
246 DISTRICT PD TSA--LICENSED	6,178.71	5,748.22	3,892.55	3,269.01	3,269.01	3,269.01
247 DISTRICT PD TSA--CLASSIFI	299.79	348.36	387.21	183.85	183.85	183.85
324 RENTALS	2,154.46	1,609.14	2,500.00	1,592.76	1,592.76	1,592.76
342 TRAVEL, OUT OF DISTRICT	0.00	0.00	75.00	50.00	50.00	50.00
353 POSTAGE	362.80	530.15	236.00	350.00	350.00	350.00
410 SUPPLIES AND MATERIALS	1,760.73	7,887.63	10,425.00	11,270.00	11,270.00	11,270.00
460 NON-CONSUMABLE ITEMS	180.44	107.01	450.00	400.00	400.00	400.00
470 COMPUTER SOFTWARE	150.00	150.00	150.00	150.00	150.00	150.00
480 COMPUTER HARDWARE	0.00	428.90	0.00	0.00	0.00	0.00
<b>1111 ELEMENTARY INSTRUCTION</b>	<b>1,320,821.62</b>	<b>1,269,411.65</b>	<b>1,467,478.88</b>	<b>1,190,500.60</b>	<b>1,190,500.60</b>	<b>1,190,500.60</b>

DANEBO ELEMENTARY ACCOUNT NUMBER / TITLE	ACTUAL 2019-20	ACTUAL 2020-21	ADOPTED 2021-22	PROPOSED 2022-23	APPROVED 2022-23	ADOPTED 2022-23
<b>FUNCTION 1113 ELEMENTARY EXTRACURRICULAR</b>						
121 SUBSTITUTES-LICENSED	0.00	0.00	0.00	0.00	0.00	0.00
131 EXTRA DUTY	1,178.00	0.00	1,201.56	1,225.12	1,225.12	1,225.12
211 EMPLOYER CONTRIBUTION	0.00	0.00	0.00	0.00	0.00	0.00
212 EMPLOYER PD PERS PU 6.00%	35.34	0.00	0.00	73.51	73.51	73.51
213 PERS UAL	107.09	0.00	0.00	17.76	17.76	17.76
214 PERS BOND	0.00	0.00	0.00	175.56	175.56	175.56
216 OPSRP	49.49	0.00	0.00	97.27	97.27	97.27
220 FICA	90.11	0.00	91.92	93.72	93.72	93.72
231 WORKERS' COMPENSATION	5.29	0.00	9.61	9.80	9.80	9.80
232 UNEMPLOYMENT COMPENSATION	0.00	0.00	6.01	6.13	6.13	6.13
233 FAMILY & MEDICAL LEAVE INSURANCE	0.00	0.00	2.40	2.45	2.45	2.45
241 LICENSED INSURANCE	536.65	0.00	0.00	0.00	0.00	0.00
<b>1113 ELEMENTARY EXTRACURRICULAR</b>	<b>2,001.97</b>	<b>0.00</b>	<b>1,311.50</b>	<b>1,701.32</b>	<b>1,701.32</b>	<b>1,701.32</b>

DANEBO ELEMENTARY ACCOUNT NUMBER / TITLE	ACTUAL 2019-20	ACTUAL 2020-21	ADOPTED 2021-22	PROPOSED 2022-23	APPROVED 2022-23	ADOPTED 2022-23
<b>FUNCTION 2122 COUNSELING SERVICES</b>						
111 LICENSED SALARIES	25,838.86	49,911.00	29,469.38	67,039.38	67,039.38	67,039.38
131 EXTRA DUTY	250.68	443.12	0.00	0.00	0.00	0.00
211 EMPLOYER CONTRIBUTION	0.00	50.98	0.00	0.00	0.00	0.00
212 EMPLOYER PD PERS PU 6.00%	1,565.01	2,999.22	1,768.16	4,022.36	4,022.36	4,022.36
213 PERS UAL	4,742.06	9,154.35	1,862.46	972.07	972.07	972.07
214 PERS BOND	0.00	0.00	3,495.07	9,606.74	9,606.74	9,606.74
216 OPSRP	2,191.04	4,198.86	1,632.60	5,322.93	5,322.93	5,322.93
220 FICA	1,650.22	3,686.87	2,254.41	5,128.51	5,128.51	5,128.51
231 WORKERS' COMPENSATION	121.97	205.18	235.76	536.32	536.32	536.32
232 UNEMPLOYMENT COMPENSATION	0.00	0.00	147.35	335.20	335.20	335.20
233 FAMILY & MEDICAL LEAVE INSURANCE	0.00	0.00	58.94	134.08	134.08	134.08
241 LICENSED INSURANCE	10,754.97	18,283.32	12,588.07	18,648.96	18,648.96	18,648.96
246 DISTRICT PD TSA--LICENSED	0.00	519.90	0.00	0.00	0.00	0.00
<b>2122 COUNSELING SERVICES</b>	<b>47,114.81</b>	<b>89,452.80</b>	<b>53,512.19</b>	<b>111,746.54</b>	<b>111,746.54</b>	<b>111,746.54</b>

DANEBO ELEMENTARY ACCOUNT NUMBER / TITLE	ACTUAL 2019-20	ACTUAL 2020-21	ADOPTED 2021-22	PROPOSED 2022-23	APPROVED 2022-23	ADOPTED 2022-23
<b>FUNCTION 2222 MEDIA / LIBRARY</b>						
112 CLASSIFIED SALARIES	21,432.97	22,320.70	22,770.75	26,335.50	26,335.50	26,335.50
122 SUBSTITUTES-CLASSIFIED	131.90	0.00	405.17	405.17	405.17	405.17
131 EXTRA DUTY	58.73	0.00	0.00	0.00	0.00	0.00
211 EMPLOYER CONTRIBUTION	9.57	0.00	0.55	0.70	0.70	0.70
212 EMPLOYER PD PERS PU 6.00%	1,289.09	1,339.20	1,406.33	1,625.56	1,625.56	1,625.56
213 PERS UAL	3,930.14	4,057.92	1,480.93	392.75	392.75	392.75
214 PERS BOND	0.00	0.00	2,787.55	3,891.69	3,891.69	3,891.69
216 OPSRP	1,810.01	1,874.99	1,294.30	2,145.13	2,145.13	2,145.13
220 FICA	1,480.23	1,524.12	1,816.51	2,096.03	2,096.03	2,096.03
231 WORKERS' COMPENSATION	112.48	96.65	189.96	219.19	219.19	219.19
232 UNEMPLOYMENT COMPENSATION	0.00	0.00	118.73	137.00	137.00	137.00
233 FAMILY & MEDICAL LEAVE INSURANCE	0.00	0.00	47.49	54.80	54.80	54.80
242 CLASSIFIED INSURANCE	16,034.63	16,299.10	16,346.18	16,346.18	16,346.18	16,346.18
247 DISTRICT PD TSA--CLASSIFI	547.17	558.00	569.27	658.39	658.39	658.39
410 SUPPLIES AND MATERIALS	113.49	400.00	350.00	400.00	400.00	400.00
430 LIBRARY BOOKS	0.00	400.00	350.00	400.00	400.00	400.00
460 NON-CONSUMABLE ITEMS	0.00	0.00	0.00	0.00	0.00	0.00
<b>2222 MEDIA / LIBRARY</b>	<b>46,950.41</b>	<b>48,870.68</b>	<b>49,933.71</b>	<b>55,108.08</b>	<b>55,108.08</b>	<b>55,108.08</b>

DANEBO ELEMENTARY ACCOUNT NUMBER / TITLE	ACTUAL 2019-20	ACTUAL 2020-21	ADOPTED 2021-22	PROPOSED 2022-23	APPROVED 2022-23	ADOPTED 2022-23
<b>FUNCTION 2410 OFFICE OF THE PRINCIPAL</b>						
112 CLASSIFIED SALARIES	48,103.11	50,408.53	51,998.06	14,800.50	14,800.50	14,800.50
113 ADMINISTRATORS	115,271.40	119,202.00	121,586.04	126,759.36	126,759.36	126,759.36
122 SUBSTITUTES-CLASSIFIED	0.00	0.00	0.00	0.00	0.00	0.00
131 EXTRA DUTY	33.17	0.00	0.00	0.00	0.00	0.00
190 TRAVEL STIPEND	2,400.00	2,400.00	2,448.00	2,496.00	2,496.00	2,496.00
211 EMPLOYER CONTRIBUTION	21,270.21	22,006.78	14,449.66	14,813.12	14,813.12	14,813.12
212 EMPLOYER PD PERS PU 6.00%	9,948.52	10,320.68	10,849.93	8,931.35	8,931.35	8,931.35
213 PERS UAL	30,143.84	31,271.50	11,428.59	2,158.41	2,158.41	2,158.41
214 PERS BOND	0.00	0.00	21,446.69	21,331.04	21,331.04	21,331.04
216 OPSRP	1,027.54	1,101.84	763.64	1,175.16	1,175.16	1,175.16
220 FICA	12,314.84	12,827.32	13,833.66	11,387.47	11,387.47	11,387.47
231 WORKERS' COMPENSATION	806.59	689.58	1,446.66	1,190.85	1,190.85	1,190.85
232 UNEMPLOYMENT COMPENSATION	0.00	0.00	904.16	744.28	744.28	744.28
233 FAMILY & MEDICAL LEAVE INSURANCE	0.00	0.00	361.66	297.71	297.71	297.71
242 CLASSIFIED INSURANCE	14,210.75	14,305.70	14,532.00	0.00	0.00	0.00
244 ADMIN/CONFID INSURANCE	19,504.33	19,464.08	19,540.30	19,732.20	19,732.20	19,732.20
245 DISTRICT PD TSA	4,800.00	4,800.00	4,800.00	4,800.00	4,800.00	4,800.00
247 DISTRICT PD TSA--CLASSIFI	0.00	0.00	0.00	0.00	0.00	0.00
342 TRAVEL, OUT OF DISTRICT	0.00	0.00	0.00	0.00	0.00	0.00
410 SUPPLIES AND MATERIALS	34.67	0.00	0.00	0.00	0.00	0.00
<b>2410 OFFICE OF THE PRINCIPAL</b>	<b>279,868.97</b>	<b>288,798.01</b>	<b>290,389.04</b>	<b>230,617.45</b>	<b>230,617.45</b>	<b>230,617.45</b>

DANEBO ELEMENTARY ACCOUNT NUMBER / TITLE	ACTUAL 2019-20	ACTUAL 2020-21	ADOPTED 2021-22	PROPOSED 2022-23	APPROVED 2022-23	ADOPTED 2022-23
<b>FUNCTION 2542 MAINTENANCE OF PLANT</b>						
112 CLASSIFIED SALARIES	75,600.80	92,524.11	89,855.52	89,366.40	89,366.40	89,366.40
122 SUBSTITUTES-CLASSIFIED	2,396.49	130.80	2,553.65	2,553.65	2,553.65	2,553.65
131 EXTRA DUTY	330.57	0.00	0.00	0.00	0.00	0.00
211 EMPLOYER CONTRIBUTION	6,324.52	6,526.11	4,055.61	4.43	4.43	4.43
212 EMPLOYER PD PERS PU 6.00%	4,555.86	5,491.05	5,428.67	5,399.32	5,399.32	5,399.32
213 PERS UAL	14,056.37	16,661.78	5,715.67	1,304.26	1,304.26	1,304.26
214 PERS BOND	0.00	0.00	10,779.28	12,954.12	12,954.12	12,954.12
216 OPSRP	2,658.85	3,740.44	2,390.71	7,107.11	7,107.11	7,107.11
220 FICA	5,895.24	6,913.08	7,069.30	7,031.88	7,031.88	7,031.88
231 WORKERS' COMPENSATION	2,433.14	2,713.53	739.27	735.36	735.36	735.36
232 UNEMPLOYMENT COMPENSATION	0.00	0.00	462.05	459.60	459.60	459.60
233 FAMILY & MEDICAL LEAVE INSURANCE	0.00	0.00	184.82	183.84	183.84	183.84
242 CLASSIFIED INSURANCE	14,318.04	11,909.47	14,532.00	0.00	0.00	0.00
247 DISTRICT PD TSA--CLASSIFI	0.00	0.00	0.00	0.00	0.00	0.00
322 REPAIRS & MAINTENANCE	299.38	0.00	0.00	0.00	0.00	0.00
410 SUPPLIES AND MATERIALS	4,714.60	3,347.66	5,000.00	5,500.00	5,500.00	5,500.00
460 NON-CONSUMABLE ITEMS	384.91	0.00	0.00	0.00	0.00	0.00
<b>2542 MAINTENANCE OF PLANT</b>	<b>133,968.77</b>	<b>149,958.03</b>	<b>148,766.55</b>	<b>132,599.97</b>	<b>132,599.97</b>	<b>132,599.97</b>



DANEBO ELEMENTARY ACCOUNT NUMBER / TITLE	ACTUAL 2019-20	ACTUAL 2020-21	ADOPTED 2021-22	PROPOSED 2022-23	APPROVED 2022-23	ADOPTED 2022-23
<b>FUNCTION 2550 TRANSPORTATION</b>						
331 REIMBURSABLE STUDENT TRAN	270.53	0.00	400.00	500.00	500.00	500.00
<b>2550 TRANSPORTATION</b>	<b>270.53</b>	<b>0.00</b>	<b>400.00</b>	<b>500.00</b>	<b>500.00</b>	<b>500.00</b>

\*\*\* This page intentionally left blank \*\*\*

Fairfield tab goes here

BACK OF TAB

FAIRFIELD ELEMENTARY ACCOUNT NUMBER / TITLE	ACTUAL 2019-20	ACTUAL 2020-21	ADOPTED 2021-22	PROPOSED 2022-23	APPROVED 2022-23	ADOPTED 2022-23
<b>FUNCTION 1111 ELEMENTARY INSTRUCTION</b>						
111 LICENSED SALARIES	972,583.10	1,001,187.18	1,102,251.50	1,078,231.50	1,078,231.50	1,078,231.50
112 CLASSIFIED SALARIES	114,756.87	71,216.49	128,717.93	96,273.83	96,273.83	96,273.83
121 SUBSTITUTES-LICENSED	18,838.98	5,689.44	22,190.55	22,190.55	22,190.55	22,190.55
122 SUBSTITUTES-CLASSIFIED	4,225.55	154.23	14,138.33	14,138.33	14,138.33	14,138.33
124 TEMPORARY-CLASSIFIED	0.00	1,291.08	0.00	0.00	0.00	0.00
126 VACANCY - CLASSIFIED	0.00	729.62	0.00	0.00	0.00	0.00
131 EXTRA DUTY	1,771.49	1,513.54	0.00	0.00	0.00	0.00
211 EMPLOYER CONTRIBUTION	30,205.28	22,020.65	24,192.32	9,796.35	9,796.35	9,796.35
212 EMPLOYER PD PERS PU 6.00%	60,565.77	63,034.94	74,839.66	71,392.75	71,392.75	71,392.75
213 PERS UAL	195,362.52	191,561.20	79,314.10	17,364.06	17,364.06	17,364.06
214 PERS BOND	0.00	0.00	149,134.89	171,961.82	171,961.82	171,961.82
216 OPSRP	71,947.07	75,154.83	53,909.86	87,870.31	87,870.31	87,870.31
220 FICA	80,980.35	78,593.64	97,851.60	93,456.79	93,456.79	93,456.79
231 WORKERS' COMPENSATION	5,113.12	4,360.46	10,232.85	9,773.26	9,773.26	9,773.26
232 UNEMPLOYMENT COMPENSATION	0.00	0.00	6,395.53	6,108.29	6,108.29	6,108.29
233 FAMILY & MEDICAL LEAVE INSURANCE	0.00	0.00	2,558.21	2,443.31	2,443.31	2,443.31
241 LICENSED INSURANCE	301,740.46	300,362.89	300,248.68	292,788.67	292,788.67	292,788.67
242 CLASSIFIED INSURANCE	11,357.62	34,234.87	12,345.08	34,948.70	34,948.70	34,948.70
246 DISTRICT PD TSA--LICENSED	9,592.28	10,343.88	11,713.56	10,726.15	10,726.15	10,726.15
247 DISTRICT PD TSA--CLASSIFI	115.32	122.63	94.04	97.07	97.07	97.07
248 DISTRICT PD TSA--SUPV/CON	0.00	0.00	0.00	0.00	0.00	0.00
324 RENTALS	2,102.89	1,771.24	2,205.00	498.96	498.96	498.96
341 TRAVEL, LOCAL IN DISTRICT	0.00	0.00	0.00	0.00	0.00	0.00
353 POSTAGE	807.53	987.16	700.00	500.00	500.00	500.00
410 SUPPLIES AND MATERIALS	2,821.47	3,566.55	16,076.00	14,844.00	14,844.00	14,844.00
460 NON-CONSUMABLE ITEMS	695.96	589.37	496.00	1,000.00	1,000.00	1,000.00
<b>1111 ELEMENTARY INSTRUCTION</b>	<b>1,885,583.63</b>	<b>1,868,485.89</b>	<b>2,109,605.70</b>	<b>2,036,404.70</b>	<b>2,036,404.70</b>	<b>2,036,404.70</b>

FAIRFIELD ELEMENTARY ACCOUNT NUMBER / TITLE	ACTUAL 2019-20	ACTUAL 2020-21	ADOPTED 2021-22	PROPOSED 2022-23	APPROVED 2022-23	ADOPTED 2022-23
<b>FUNCTION 1113 ELEMENTARY EXTRACURRICULAR</b>						
131 EXTRA DUTY	1,258.00	0.00	1,283.16	1,308.32	1,308.32	1,308.32
211 EMPLOYER CONTRIBUTION	0.00	0.00	0.00	0.00	0.00	0.00
212 EMPLOYER PD PERS PU 6.00%	74.07	0.00	76.99	78.50	78.50	78.50
213 PERS UAL	224.46	0.00	81.10	18.97	18.97	18.97
214 PERS BOND	0.00	0.00	152.18	187.48	187.48	187.48
216 OPSRP	103.75	0.00	0.00	0.00	0.00	0.00
220 FICA	89.43	0.00	98.16	100.09	100.09	100.09
231 WORKERS' COMPENSATION	5.78	0.00	10.27	10.47	10.47	10.47
232 UNEMPLOYMENT COMPENSATION	0.00	0.00	6.42	6.54	6.54	6.54
233 FAMILY & MEDICAL LEAVE INSURANCE	0.00	0.00	2.57	2.62	2.62	2.62
<b>1113 ELEMENTARY EXTRACURRICULAR</b>	<b>1,755.49</b>	<b>0.00</b>	<b>1,710.84</b>	<b>1,712.98</b>	<b>1,712.98</b>	<b>1,712.98</b>

FAIRFIELD ELEMENTARY ACCOUNT NUMBER / TITLE	ACTUAL 2019-20	ACTUAL 2020-21	ADOPTED 2021-22	PROPOSED 2022-23	APPROVED 2022-23	ADOPTED 2022-23
<b>FUNCTION 2122 COUNSELING SERVICES</b>						
111 LICENSED SALARIES	78,384.86	82,056.55	83,697.66	120,112.38	120,112.38	120,112.38
131 EXTRA DUTY	75.00	0.00	0.00	0.00	0.00	0.00
211 EMPLOYER CONTRIBUTION	0.00	0.00	0.00	0.00	0.00	0.00
212 EMPLOYER PD PERS PU 6.00%	4,707.61	4,923.37	5,072.08	7,257.33	7,257.33	7,257.33
213 PERS UAL	14,263.98	14,917.91	5,342.59	1,753.85	1,753.85	1,753.85
214 PERS BOND	0.00	0.00	10,025.81	17,332.92	17,332.92	17,332.92
216 OPSRP	6,590.59	6,892.78	0.00	0.00	0.00	0.00
220 FICA	5,815.26	6,115.40	6,466.90	9,253.09	9,253.09	9,253.09
231 WORKERS' COMPENSATION	351.80	323.52	676.28	967.64	967.64	967.64
232 UNEMPLOYMENT COMPENSATION	0.00	0.00	422.67	604.78	604.78	604.78
233 FAMILY & MEDICAL LEAVE INSURANCE	0.00	0.00	169.07	241.91	241.91	241.91
241 LICENSED INSURANCE	17,924.88	18,283.32	18,648.99	27,973.44	27,973.44	27,973.44
246 DISTRICT PD TSA--LICENSED	804.48	820.56	836.98	843.09	843.09	843.09
<b>2122 COUNSELING SERVICES</b>	<b>128,918.46</b>	<b>134,333.41</b>	<b>131,359.01</b>	<b>186,340.44</b>	<b>186,340.44</b>	<b>186,340.44</b>

FAIRFIELD ELEMENTARY ACCOUNT NUMBER / TITLE	ACTUAL 2019-20	ACTUAL 2020-21	ADOPTED 2021-22	PROPOSED 2022-23	APPROVED 2022-23	ADOPTED 2022-23
<b>FUNCTION 2222 MEDIA / LIBRARY</b>						
112 CLASSIFIED SALARIES	20,468.70	21,429.24	21,859.92	25,282.08	25,282.08	25,282.08
122 SUBSTITUTES-CLASSIFIED	157.00	0.00	16.34	16.34	16.34	16.34
131 EXTRA DUTY	0.00	0.00	0.00	0.00	0.00	0.00
211 EMPLOYER CONTRIBUTION	2,834.96	2,967.96	1,890.91	2,793.70	2,793.70	2,793.70
212 EMPLOYER PD PERS PU 6.00%	1,229.86	1,285.80	1,311.83	1,517.16	1,517.16	1,517.16
213 PERS UAL	3,737.76	3,895.80	1,381.78	366.64	366.64	366.64
214 PERS BOND	0.00	0.00	2,593.37	3,623.87	3,623.87	3,623.87
216 OPSRP	7.66	0.00	0.05	0.07	0.07	0.07
220 FICA	1,503.97	1,560.31	1,673.53	1,935.33	1,935.33	1,935.33
231 WORKERS' COMPENSATION	106.91	91.34	175.01	202.39	202.39	202.39
232 UNEMPLOYMENT COMPENSATION	0.00	0.00	109.38	126.49	126.49	126.49
233 FAMILY & MEDICAL LEAVE INSURANCE	0.00	0.00	43.75	50.60	50.60	50.60
242 CLASSIFIED INSURANCE	6,156.00	6,252.00	6,336.00	6,336.00	6,336.00	6,336.00
410 SUPPLIES AND MATERIALS	0.00	337.60	500.00	500.00	500.00	500.00
<b>2222 MEDIA / LIBRARY</b>	<b>36,202.82</b>	<b>37,820.05</b>	<b>37,891.88</b>	<b>42,750.67</b>	<b>42,750.67</b>	<b>42,750.67</b>



FAIRFIELD ELEMENTARY ACCOUNT NUMBER / TITLE	ACTUAL 2019-20	ACTUAL 2020-21	ADOPTED 2021-22	PROPOSED 2022-23	APPROVED 2022-23	ADOPTED 2022-23
<b>FUNCTION 2410 OFFICE OF THE PRINCIPAL</b>						
112 CLASSIFIED SALARIES	35,904.00	37,458.00	38,214.00	0.00	0.00	0.00
113 ADMINISTRATORS	117,263.40	119,202.00	121,586.04	126,759.36	126,759.36	126,759.36
121 SUBSTITUTES-LICENSED	0.00	0.00	7,548.97	7,548.97	7,548.97	7,548.97
122 SUBSTITUTES-CLASSIFIED	163.17	0.00	45.79	45.79	45.79	45.79
131 EXTRA DUTY	2,573.00	0.00	0.00	0.00	0.00	0.00
190 TRAVEL STIPEND	2,400.00	2,400.00	2,448.00	2,496.00	2,496.00	2,496.00
211 EMPLOYER CONTRIBUTION	16,929.77	16,841.88	11,192.98	14,875.51	14,875.51	14,875.51
212 EMPLOYER PD PERS PU 6.00%	9,160.62	9,543.60	10,103.43	8,066.55	8,066.55	8,066.55
213 PERS UAL	28,779.55	28,917.12	10,811.32	1,988.20	1,988.20	1,988.20
214 PERS BOND	0.00	0.00	20,289.28	19,650.04	19,650.04	19,650.04
216 OPSRP	3,029.64	3,146.52	2,308.26	198.18	198.18	198.18
220 FICA	11,487.66	11,497.38	13,433.26	10,836.23	10,836.23	10,836.23
231 WORKERS' COMPENSATION	765.84	634.23	1,404.79	1,133.20	1,133.20	1,133.20
232 UNEMPLOYMENT COMPENSATION	0.00	0.00	877.99	708.25	708.25	708.25
233 FAMILY & MEDICAL LEAVE INSURANCE	0.00	0.00	43.75	50.60	50.60	50.60
242 CLASSIFIED INSURANCE	19,648.15	20,315.00	20,640.00	0.00	0.00	0.00
244 ADMIN/CONFID INSURANCE	19,204.33	19,164.08	19,540.30	19,732.20	19,732.20	19,732.20
245 DISTRICT PD TSA	4,800.00	4,800.00	4,800.00	4,800.00	4,800.00	4,800.00
247 DISTRICT PD TSA--CLASSIFI	918.00	936.48	955.35	0.00	0.00	0.00
341 TRAVEL, LOCAL IN DISTRICT	0.00	0.00	0.00	0.00	0.00	0.00
410 SUPPLIES AND MATERIALS	0.00	0.00	1,000.00	1,000.00	1,000.00	1,000.00
460 NON-CONSUMABLE ITEMS	0.00	0.00	0.00	0.00	0.00	0.00
<b>2410 OFFICE OF THE PRINCIPAL</b>	<b>273,027.13</b>	<b>274,856.29</b>	<b>287,243.51</b>	<b>219,889.07</b>	<b>219,889.07</b>	<b>219,889.07</b>

FAIRFIELD ELEMENTARY ACCOUNT NUMBER / TITLE	ACTUAL 2019-20	ACTUAL 2020-21	ADOPTED 2021-22	PROPOSED 2022-23	APPROVED 2022-23	ADOPTED 2022-23
<b>FUNCTION 2542 MAINTENANCE OF PLANT</b>						
112 CLASSIFIED SALARIES	76,086.24	83,251.76	91,134.08	92,039.04	92,039.04	92,039.04
122 SUBSTITUTES-CLASSIFIED	601.13	1,422.46	2,207.32	2,207.32	2,207.32	2,207.32
124 TEMPORARY-CLASSIFIED	3,953.80	0.00	0.00	0.00	0.00	0.00
126 VACANCY - CLASSIFIED	0.00	523.20	0.00	0.00	0.00	0.00
211 EMPLOYER CONTRIBUTION	6,122.22	6,336.12	7,987.40	5,518.83	5,518.83	5,518.83
212 EMPLOYER PD PERS PU 6.00%	3,200.36	5,055.43	5,570.59	5,627.66	5,627.66	5,627.66
213 PERS UAL	9,806.47	15,599.66	5,865.50	1,359.51	1,359.51	1,359.51
214 PERS BOND	0.00	0.00	11,053.21	13,491.49	13,491.49	13,491.49
216 OPSRP	817.93	3,364.89	6.88	3,451.61	3,451.61	3,451.61
220 FICA	6,029.86	6,442.74	7,230.21	7,302.97	7,302.97	7,302.97
231 WORKERS' COMPENSATION	1,591.83	1,612.77	756.10	763.71	763.71	763.71
232 UNEMPLOYMENT COMPENSATION	0.00	0.00	472.56	477.32	477.32	477.32
233 FAMILY & MEDICAL LEAVE INSURANCE	0.00	0.00	189.03	190.93	190.93	190.93
242 CLASSIFIED INSURANCE	12,808.20	12,451.09	12,660.00	18,996.00	18,996.00	18,996.00
247 DISTRICT PD TSA--CLASSIFI	1,126.62	1,143.72	1,171.14	1,217.30	1,217.30	1,217.30
322 REPAIRS & MAINTENANCE	0.00	0.00	0.00	0.00	0.00	0.00
410 SUPPLIES AND MATERIALS	7,244.79	3,729.84	7,500.00	7,500.00	7,500.00	7,500.00
460 NON-CONSUMABLE ITEMS	119.95	0.00	0.00	0.00	0.00	0.00
<b>2542 MAINTENANCE OF PLANT</b>	<b>129,509.40</b>	<b>140,933.68</b>	<b>153,804.02</b>	<b>160,143.68</b>	<b>160,143.68</b>	<b>160,143.68</b>

Irving Tab goes Here

BACK OF TAB

IRVING ELEMENTARY ACCOUNT NUMBER / TITLE	ACTUAL 2019-20	ACTUAL 2020-21	ADOPTED 2021-22	PROPOSED 2022-23	APPROVED 2022-23	ADOPTED 2022-23
<b>FUNCTION 1111 ELEMENTARY INSTRUCTION</b>						
111 LICENSED SALARIES	921,028.91	905,438.20	1,026,436.15	927,508.50	927,508.50	927,508.50
112 CLASSIFIED SALARIES	68,761.90	55,878.17	69,156.84	58,451.68	58,451.68	58,451.68
121 SUBSTITUTES-LICENSED	30,364.15	10,852.08	24,201.97	24,201.97	24,201.97	24,201.97
122 SUBSTITUTES-CLASSIFIED	6,964.32	1,650.45	3,698.86	3,698.86	3,698.86	3,698.86
131 EXTRA DUTY	1,129.63	5,594.43	0.00	0.00	0.00	0.00
211 EMPLOYER CONTRIBUTION	44,550.30	33,833.28	30,211.54	19,383.50	19,383.50	19,383.50
212 EMPLOYER PD PERS PU 6.00%	53,599.34	53,272.06	66,502.42	59,820.55	59,820.55	59,820.55
213 PERS UAL	183,747.00	176,449.32	70,587.63	14,580.16	14,580.16	14,580.16
214 PERS BOND	0.00	0.00	132,540.78	144,185.60	144,185.60	144,185.60
216 OPSRP	57,879.80	61,008.34	42,495.61	65,866.62	65,866.62	65,866.62
220 FICA	74,985.76	71,999.42	86,763.84	78,244.46	78,244.46	78,244.46
231 WORKERS' COMPENSATION	4,631.63	3,909.32	9,073.34	8,182.43	8,182.43	8,182.43
232 UNEMPLOYMENT COMPENSATION	0.00	0.00	5,670.84	5,114.02	5,114.02	5,114.02
233 FAMILY & MEDICAL LEAVE INSURANCE	0.00	0.00	2,268.34	2,045.61	2,045.61	2,045.61
241 LICENSED INSURANCE	261,703.21	243,168.24	252,460.65	259,220.54	259,220.54	259,220.54
242 CLASSIFIED INSURANCE	34,630.23	33,321.54	28,820.77	17,669.77	17,669.77	17,669.77
246 DISTRICT PD TSA--LICENSED	8,843.20	9,118.73	10,674.05	8,942.34	8,942.34	8,942.34
247 DISTRICT PD TSA--CLASSIFI	135.77	0.00	0.00	0.00	0.00	0.00
248 DISTRICT PD TSA--SUPV/CON	0.00	0.00	0.00	0.00	0.00	0.00
324 RENTALS	1,782.01	1,376.13	2,572.00	2,671.96	2,671.96	2,671.96
353 POSTAGE	400.20	815.86	500.00	500.00	500.00	500.00
410 SUPPLIES AND MATERIALS	0.00	3,310.60	12,196.00	9,720.00	9,720.00	9,720.00
460 NON-CONSUMABLE ITEMS	0.00	52.91	0.00	0.00	0.00	0.00
470 COMPUTER SOFTWARE	0.00	0.00	0.00	0.00	0.00	0.00
480 COMPUTER HARDWARE	0.00	0.00	0.00	0.00	0.00	0.00
<b>1111 ELEMENTARY INSTRUCTION</b>	<b>1,755,137.36</b>	<b>1,671,049.08</b>	<b>1,876,831.65</b>	<b>1,710,008.55</b>	<b>1,710,008.55</b>	<b>1,710,008.55</b>

IRVING ELEMENTARY ACCOUNT NUMBER / TITLE	ACTUAL 2019-20	ACTUAL 2020-21	ADOPTED 2021-22	PROPOSED 2022-23	APPROVED 2022-23	ADOPTED 2022-23
<b>FUNCTION 1113 ELEMENTARY EXTRACURRICULAR</b>						
131 EXTRA DUTY	1,258.00	0.00	1,283.16	1,308.32	1,308.32	1,308.32
211 EMPLOYER CONTRIBUTION	0.00	0.00	0.00	0.00	0.00	0.00
212 EMPLOYER PD PERS PU 6.00%	73.59	0.00	76.99	0.00	0.00	0.00
213 PERS UAL	222.98	0.00	81.10	0.00	0.00	0.00
214 PERS BOND	0.00	0.00	152.18	0.00	0.00	0.00
216 OPSRP	103.06	0.00	71.09	0.00	0.00	0.00
220 FICA	77.53	0.00	98.16	100.09	100.09	100.09
231 WORKERS' COMPENSATION	5.68	0.00	10.27	10.47	10.47	10.47
232 UNEMPLOYMENT COMPENSATION	0.00	0.00	6.42	6.54	6.54	6.54
233 FAMILY & MEDICAL LEAVE INSURANCE	0.00	0.00	2.57	2.62	2.62	2.62
<b>1113 ELEMENTARY EXTRACURRICULAR</b>	<b>1,740.84</b>	<b>0.00</b>	<b>1,781.92</b>	<b>1,428.03</b>	<b>1,428.03</b>	<b>1,428.03</b>

IRVING ELEMENTARY ACCOUNT NUMBER / TITLE	ACTUAL 2019-20	ACTUAL 2020-21	ADOPTED 2021-22	PROPOSED 2022-23	APPROVED 2022-23	ADOPTED 2022-23
<b>FUNCTION 2122 COUNSELING SERVICES</b>						
111 LICENSED SALARIES	49,896.76	37,058.86	56,702.34	68,195.66	68,195.66	68,195.66
121 SUBSTITUTES-LICENSED	0.00	0.00	0.00	0.00	0.00	0.00
131 EXTRA DUTY	58.56	403.25	0.00	0.00	0.00	0.00
211 EMPLOYER CONTRIBUTION	0.00	0.00	0.00	0.00	0.00	0.00
212 EMPLOYER PD PERS PU 6.00%	3,012.89	2,247.70	3,472.46	4,152.83	4,152.83	4,152.83
213 PERS UAL	9,128.97	6,810.59	3,657.66	1,003.60	1,003.60	1,003.60
214 PERS BOND	0.00	0.00	6,863.89	9,918.35	9,918.35	9,918.35
216 OPSRP	4,218.05	3,146.80	3,206.24	5,495.58	5,495.58	5,495.58
220 FICA	3,565.58	2,865.85	4,427.39	5,294.86	5,294.86	5,294.86
231 WORKERS' COMPENSATION	227.76	148.72	462.99	553.71	553.71	553.71
232 UNEMPLOYMENT COMPENSATION	0.00	0.00	289.37	346.07	346.07	346.07
233 FAMILY & MEDICAL LEAVE INSURANCE	0.00	0.00	115.75	138.43	138.43	138.43
241 LICENSED INSURANCE	17,924.79	14,626.68	19,115.21	24,243.65	24,243.65	24,243.65
246 DISTRICT PD TSA--LICENSED	966.78	926.52	1,171.98	1,018.23	1,018.23	1,018.23
<b>2122 COUNSELING SERVICES</b>	<b>89,000.14</b>	<b>68,234.97</b>	<b>99,485.29</b>	<b>120,360.98</b>	<b>120,360.98</b>	<b>120,360.98</b>

IRVING ELEMENTARY ACCOUNT NUMBER / TITLE	ACTUAL 2019-20	ACTUAL 2020-21	ADOPTED 2021-22	PROPOSED 2022-23	APPROVED 2022-23	ADOPTED 2022-23
<b>FUNCTION 2222 MEDIA / LIBRARY</b>						
112 CLASSIFIED SALARIES	18,748.30	19,643.47	20,038.26	23,175.24	23,175.24	23,175.24
131 EXTRA DUTY	0.00	0.00	0.00	0.00	0.00	0.00
211 EMPLOYER CONTRIBUTION	0.00	0.00	0.00	0.00	0.00	0.00
212 EMPLOYER PD PERS PU 6.00%	1,124.60	1,178.53	1,202.30	1,390.51	1,390.51	1,390.51
213 PERS UAL	3,407.58	3,571.19	1,266.42	336.04	336.04	336.04
214 PERS BOND	0.00	0.00	2,376.54	3,321.01	3,321.01	3,321.01
216 OPSRP	1,574.46	1,650.01	1,110.12	1,840.11	1,840.11	1,840.11
220 FICA	1,303.04	1,363.97	1,532.93	1,772.91	1,772.91	1,772.91
231 WORKERS' COMPENSATION	97.62	85.20	160.31	185.40	185.40	185.40
232 UNEMPLOYMENT COMPENSATION	0.00	0.00	100.19	115.88	115.88	115.88
233 FAMILY & MEDICAL LEAVE INSURANCE	0.00	0.00	40.08	46.35	46.35	46.35
242 CLASSIFIED INSURANCE	10,584.65	10,739.66	10,815.23	10,815.23	10,815.23	10,815.23
410 SUPPLIES AND MATERIALS	209.27	262.40	300.00	300.00	300.00	300.00
430 LIBRARY BOOKS	0.00	195.24	300.00	300.00	300.00	300.00
<b>2222 MEDIA / LIBRARY</b>	<b>37,049.52</b>	<b>38,689.67</b>	<b>39,242.36</b>	<b>43,598.68</b>	<b>43,598.68</b>	<b>43,598.68</b>



IRVING ELEMENTARY ACCOUNT NUMBER / TITLE	ACTUAL 2019-20	ACTUAL 2020-21	ADOPTED 2021-22	PROPOSED 2022-23	APPROVED 2022-23	ADOPTED 2022-23
<b>FUNCTION 2410 OFFICE OF THE PRINCIPAL</b>						
112 CLASSIFIED SALARIES	48,128.80	48,960.00	51,426.00	25,092.00	25,092.00	25,092.00
113 ADMINISTRATORS	114,740.20	119,202.00	121,586.04	126,759.36	126,759.36	126,759.36
122 SUBSTITUTES-CLASSIFIED	0.00	0.00	0.00	0.00	0.00	0.00
131 EXTRA DUTY	0.00	0.00	0.00	0.00	0.00	0.00
190 TRAVEL STIPEND	2,400.00	2,400.00	2,448.00	2,496.00	2,496.00	2,496.00
211 EMPLOYER CONTRIBUTION	18,800.70	16,841.88	11,144.14	14,813.12	14,813.12	14,813.12
212 EMPLOYER PD PERS PU 6.00%	9,916.22	10,233.72	10,840.31	9,548.84	9,548.84	9,548.84
213 PERS UAL	30,045.85	31,008.12	11,418.46	2,307.64	2,307.64	2,307.64
214 PERS BOND	0.00	0.00	21,427.67	22,805.82	22,805.82	22,805.82
216 OPSRP	2,480.00	4,112.64	2,871.81	1,992.30	1,992.30	1,992.30
220 FICA	12,279.92	12,675.32	13,821.39	12,174.77	12,174.77	12,174.77
231 WORKERS' COMPENSATION	806.39	686.39	1,445.37	1,273.18	1,273.18	1,273.18
232 UNEMPLOYMENT COMPENSATION	0.00	0.00	903.36	795.74	795.74	795.74
233 FAMILY & MEDICAL LEAVE INSURANCE	0.00	0.00	361.34	318.29	318.29	318.29
242 CLASSIFIED INSURANCE	22,717.20	21,652.70	24,142.70	3,502.70	3,502.70	3,502.70
244 ADMIN/CONFID INSURANCE	19,504.33	19,464.08	19,540.30	19,732.20	19,732.20	19,732.20
245 DISTRICT PD TSA	4,800.00	4,800.00	4,800.00	4,800.00	4,800.00	4,800.00
247 DISTRICT PD TSA--CLASSIFI	566.64	359.26	411.75	0.00	0.00	0.00
341 TRAVEL, LOCAL IN DISTRICT	0.00	0.00	0.00	0.00	0.00	0.00
<b>2410 OFFICE OF THE PRINCIPAL</b>	<b>287,186.25</b>	<b>292,396.11</b>	<b>298,588.66</b>	<b>248,411.96</b>	<b>248,411.96</b>	<b>248,411.96</b>

IRVING ELEMENTARY ACCOUNT NUMBER / TITLE	ACTUAL 2019-20	ACTUAL 2020-21	ADOPTED 2021-22	PROPOSED 2022-23	APPROVED 2022-23	ADOPTED 2022-23
<b>FUNCTION 2542 MAINTENANCE OF PLANT</b>						
112 CLASSIFIED SALARIES	70,962.40	72,400.96	83,944.80	87,215.76	87,215.76	87,215.76
122 SUBSTITUTES-CLASSIFIED	1,995.74	0.00	2,403.44	2,403.44	2,403.44	2,403.44
124 TEMPORARY-CLASSIFIED	4,667.00	1,404.00	0.00	0.00	0.00	0.00
211 EMPLOYER CONTRIBUTION	6,098.40	6,336.12	7,365.79	5,519.17	5,519.17	5,519.17
212 EMPLOYER PD PERS PU 6.00%	3,279.93	3,306.03	5,142.10	5,341.13	5,341.13	5,341.13
213 PERS UAL	10,254.46	10,017.24	5,413.96	1,290.23	1,290.23	1,290.23
214 PERS BOND	0.00	0.00	10,209.97	12,811.67	12,811.67	12,811.67
216 OPSRP	1,039.35	785.60	7.50	3,069.52	3,069.52	3,069.52
220 FICA	5,506.69	5,352.42	6,695.23	6,948.99	6,948.99	6,948.99
231 WORKERS' COMPENSATION	1,679.38	2,018.08	700.16	726.69	726.69	726.69
232 UNEMPLOYMENT COMPENSATION	0.00	0.00	437.60	454.18	454.18	454.18
233 FAMILY & MEDICAL LEAVE INSURANCE	0.00	0.00	175.04	181.67	181.67	181.67
242 CLASSIFIED INSURANCE	24,386.30	25,334.29	26,976.00	26,976.00	26,976.00	26,976.00
247 DISTRICT PD TSA--CLASSIFI	1,118.02	1,143.72	1,171.14	1,217.30	1,217.30	1,217.30
322 REPAIRS & MAINTENANCE	0.00	455.00	0.00	0.00	0.00	0.00
410 SUPPLIES AND MATERIALS	5,382.62	2,483.67	6,000.00	6,000.00	6,000.00	6,000.00
460 NON-CONSUMABLE ITEMS	217.09	377.86	0.00	0.00	0.00	0.00
<b>2542 MAINTENANCE OF PLANT</b>	<b>136,587.38</b>	<b>131,414.99</b>	<b>156,642.72</b>	<b>160,155.75</b>	<b>160,155.75</b>	<b>160,155.75</b>

IRVING ELEMENTARY ACCOUNT NUMBER / TITLE	ACTUAL 2019-20	ACTUAL 2020-21	ADOPTED 2021-22	PROPOSED 2022-23	APPROVED 2022-23	ADOPTED 2022-23
<b>FUNCTION 2550 TRANSPORTATION</b>						
331 REIMBURSABLE STUDENT TRAN	23.23	30.72	300.00	300.00	300.00	300.00
<b>2550 TRANSPORTATION</b>	<b>23.23</b>	<b>30.72</b>	<b>300.00</b>	<b>300.00</b>	<b>300.00</b>	<b>300.00</b>

\*\*\* This page intentionally left blank \*\*\*

Malabon Tab goes Here

BACK OF TAB

MALABON ELEMENTARY ACCOUNT NUMBER / TITLE	ACTUAL 2019-20	ACTUAL 2020-21	ADOPTED 2021-22	PROPOSED 2022-23	APPROVED 2022-23	ADOPTED 2022-23
<b>FUNCTION 1111 ELEMENTARY INSTRUCTION</b>						
111 LICENSED SALARIES	1,022,647.29	1,007,172.21	1,139,925.76	1,000,312.00	1,000,312.00	1,000,312.00
112 CLASSIFIED SALARIES	94,578.17	67,662.22	104,422.78	50,260.21	50,260.21	50,260.21
121 SUBSTITUTES-LICENSED	25,108.84	6,704.62	28,903.94	28,903.94	28,903.94	28,903.94
122 SUBSTITUTES-CLASSIFIED	12,526.41	1,088.19	7,657.27	7,657.27	7,657.27	7,657.27
123 TEMPORARY-LICENSED	0.00	3,015.93	0.00	0.00	0.00	0.00
131 EXTRA DUTY	5,640.39	2,989.80	0.00	0.00	0.00	0.00
211 EMPLOYER CONTRIBUTION	45,164.56	16,209.64	29,233.45	8,900.36	8,900.36	8,900.36
212 EMPLOYER PD PERS PU 6.00%	60,552.01	60,789.53	75,475.38	63,655.02	63,655.02	63,655.02
213 PERS UAL	205,858.30	185,266.06	80,140.53	15,530.09	15,530.09	15,530.09
214 PERS BOND	0.00	0.00	150,550.32	153,673.43	153,673.43	153,673.43
216 OPSRP	67,723.81	75,770.42	51,461.95	78,552.22	78,552.22	78,552.22
220 FICA	84,063.53	79,747.24	98,775.18	83,704.22	83,704.22	83,704.22
231 WORKERS' COMPENSATION	5,302.32	4,371.03	10,329.43	8,753.38	8,753.38	8,753.38
232 UNEMPLOYMENT COMPENSATION	0.00	0.00	6,455.89	5,470.86	5,470.86	5,470.86
233 FAMILY & MEDICAL LEAVE INSURANCE	0.00	0.00	2,582.36	2,188.35	2,188.35	2,188.35
241 LICENSED INSURANCE	311,807.32	318,148.64	338,167.67	313,302.53	313,302.53	313,302.53
242 CLASSIFIED INSURANCE	18,783.83	10,683.58	19,063.51	1,391.58	1,391.58	1,391.58
246 DISTRICT PD TSA--LICENSED	8,872.33	8,404.80	9,628.99	6,847.11	6,847.11	6,847.11
247 DISTRICT PD TSA--CLASSIFI	605.80	194.16	640.07	192.26	192.26	192.26
248 DISTRICT PD TSA--SUPV/CON	0.00	0.00	0.00	0.00	0.00	0.00
324 RENTALS	1,646.70	1,319.59	2,024.00	2,708.04	2,708.04	2,708.04
353 POSTAGE	204.65	1,167.41	800.00	800.00	800.00	800.00
410 SUPPLIES AND MATERIALS	7,996.02	5,809.53	11,440.00	11,106.00	11,106.00	11,106.00
420 TEXTBOOKS	143.90	0.00	0.00	0.00	0.00	0.00
460 NON-CONSUMABLE ITEMS	1,355.41	1,842.50	2,944.00	18,000.00	18,000.00	18,000.00
470 COMPUTER SOFTWARE	0.00	0.00	0.00	0.00	0.00	0.00
480 COMPUTER HARDWARE	0.00	0.00	0.00	0.00	0.00	0.00
<b>1111 ELEMENTARY INSTRUCTION</b>	<b>1,980,581.59</b>	<b>1,858,357.10</b>	<b>2,170,622.47</b>	<b>1,861,908.87</b>	<b>1,861,908.87</b>	<b>1,861,908.87</b>

MALABON ELEMENTARY ACCOUNT NUMBER / TITLE	ACTUAL 2019-20	ACTUAL 2020-21	ADOPTED 2021-22	PROPOSED 2022-23	APPROVED 2022-23	ADOPTED 2022-23
<b>FUNCTION 1113 ELEMENTARY EXTRACURRICULAR</b>						
131 EXTRA DUTY	1,388.00	0.00	1,415.76	1,443.52	1,443.52	1,443.52
211 EMPLOYER CONTRIBUTION	192.24	0.00	122.46	159.51	159.51	159.51
212 EMPLOYER PD PERS PU 6.00%	27.76	0.00	84.95	86.61	86.61	86.61
213 PERS UAL	252.36	0.00	89.48	20.93	20.93	20.93
214 PERS BOND	0.00	0.00	167.91	206.86	206.86	206.86
216 OPSRP	0.00	0.00	0.00	0.00	0.00	0.00
220 FICA	101.18	0.00	108.31	110.43	110.43	110.43
231 WORKERS' COMPENSATION	6.35	0.00	11.33	11.55	11.55	11.55
232 UNEMPLOYMENT COMPENSATION	0.00	0.00	7.08	7.22	7.22	7.22
233 FAMILY & MEDICAL LEAVE INSURANCE	0.00	0.00	2.83	2.89	2.89	2.89
<b>1113 ELEMENTARY EXTRACURRICULAR</b>	<b>1,967.89</b>	<b>0.00</b>	<b>2,010.10</b>	<b>2,049.51</b>	<b>2,049.51</b>	<b>2,049.51</b>



MALABON ELEMENTARY ACCOUNT NUMBER / TITLE	ACTUAL 2019-20	ACTUAL 2020-21	ADOPTED 2021-22	PROPOSED 2022-23	APPROVED 2022-23	ADOPTED 2022-23
<b>FUNCTION 2122 COUNSELING SERVICES</b>						
111 LICENSED SALARIES	50,523.27	57,538.86	57,622.78	65,355.88	65,355.88	65,355.88
131 EXTRA DUTY	4,357.90	0.00	0.00	0.00	0.00	0.00
211 EMPLOYER CONTRIBUTION	0.00	0.00	0.00	0.00	0.00	0.00
212 EMPLOYER PD PERS PU 6.00%	3,292.88	3,452.29	3,457.37	3,921.35	3,921.35	3,921.35
213 PERS UAL	9,977.38	10,460.57	3,641.76	947.66	947.66	947.66
214 PERS BOND	0.00	0.00	6,834.06	9,365.50	9,365.50	9,365.50
216 OPSRP	4,610.02	4,833.28	3,192.30	5,189.26	5,189.26	5,189.26
220 FICA	3,943.76	4,003.31	4,408.14	4,999.72	4,999.72	4,999.72
231 WORKERS' COMPENSATION	248.21	228.86	460.98	522.85	522.85	522.85
232 UNEMPLOYMENT COMPENSATION	0.00	0.00	288.11	326.78	326.78	326.78
233 FAMILY & MEDICAL LEAVE INSURANCE	0.00	0.00	115.25	130.71	130.71	130.71
241 LICENSED INSURANCE	13,622.77	14,671.79	14,173.23	14,919.17	14,919.17	14,919.17
246 DISTRICT PD TSA--LICENSED	0.00	0.00	0.00	0.00	0.00	0.00
<b>2122 COUNSELING SERVICES</b>	<b>90,576.19</b>	<b>95,188.96</b>	<b>94,193.99</b>	<b>105,678.87</b>	<b>105,678.87</b>	<b>105,678.87</b>

MALABON ELEMENTARY ACCOUNT NUMBER / TITLE	ACTUAL 2019-20	ACTUAL 2020-21	ADOPTED 2021-22	PROPOSED 2022-23	APPROVED 2022-23	ADOPTED 2022-23
<b>FUNCTION 2222 MEDIA / LIBRARY</b>						
112 CLASSIFIED SALARIES	8,469.78	17,333.90	20,949.09	20,447.60	20,447.60	20,447.60
122 SUBSTITUTES-CLASSIFIED	5,346.47	0.00	274.47	274.47	274.47	274.47
211 EMPLOYER CONTRIBUTION	497.30	0.00	1,857.77	0.48	0.48	0.48
212 EMPLOYER PD PERS PU 6.00%	3.01	1,040.04	1,292.38	1,261.54	1,261.54	1,261.54
213 PERS UAL	1,440.96	3,151.21	1,361.04	304.81	304.81	304.81
214 PERS BOND	0.00	0.00	2,559.83	3,019.29	3,019.29	3,019.29
216 OPSRP	364.16	1,456.08	0.86	1,665.35	1,665.35	1,665.35
220 FICA	1,024.14	1,246.31	1,663.67	1,624.34	1,624.34	1,624.34
231 WORKERS' COMPENSATION	68.15	75.65	173.98	169.87	169.87	169.87
232 UNEMPLOYMENT COMPENSATION	0.00	0.00	108.74	106.17	106.17	106.17
233 FAMILY & MEDICAL LEAVE INSURANCE	0.00	0.00	43.49	42.47	42.47	42.47
242 CLASSIFIED INSURANCE	5,876.21	4,959.39	14,532.00	4,944.42	4,944.42	4,944.42
247 DISTRICT PD TSA--CLASSIFI	211.34	433.32	523.73	511.19	511.19	511.19
410 SUPPLIES AND MATERIALS	0.00	0.00	500.00	200.00	200.00	200.00
430 LIBRARY BOOKS	0.00	0.00	1,000.00	800.00	800.00	800.00
<b>2222 MEDIA / LIBRARY</b>	<b>23,301.52</b>	<b>29,695.90</b>	<b>46,841.04</b>	<b>35,372.00</b>	<b>35,372.00</b>	<b>35,372.00</b>

MALABON ELEMENTARY ACCOUNT NUMBER / TITLE	ACTUAL 2019-20	ACTUAL 2020-21	ADOPTED 2021-22	PROPOSED 2022-23	APPROVED 2022-23	ADOPTED 2022-23
<b>FUNCTION 2410 OFFICE OF THE PRINCIPAL</b>						
112 CLASSIFIED SALARIES	52,075.99	54,594.00	55,944.00	18,486.00	18,486.00	18,486.00
113 ADMINISTRATORS	117,147.20	119,202.00	121,586.04	126,759.36	126,759.36	126,759.36
122 SUBSTITUTES-CLASSIFIED	0.00	0.00	1,686.69	1,686.69	1,686.69	1,686.69
131 EXTRA DUTY	1,770.67	129.36	0.00	0.00	0.00	0.00
190 TRAVEL STIPEND	2,400.00	2,400.00	2,448.00	2,496.00	2,496.00	2,496.00
211 EMPLOYER CONTRIBUTION	16,677.09	16,841.88	11,145.56	14,814.93	14,814.93	14,814.93
212 EMPLOYER PD PERS PU 6.00%	10,188.55	10,573.42	11,101.97	9,167.77	9,167.77	9,167.77
213 PERS UAL	31,369.35	32,037.48	11,693.04	2,215.31	2,215.31	2,215.31
214 PERS BOND	0.00	0.00	21,964.80	21,919.74	21,919.74	21,919.74
216 OPSRP	4,379.49	4,588.25	3,102.56	1,472.46	1,472.46	1,472.46
220 FICA	12,969.02	13,231.09	14,215.51	11,749.40	11,749.40	11,749.40
231 WORKERS' COMPENSATION	844.93	707.59	1,486.59	1,228.70	1,228.70	1,228.70
232 UNEMPLOYMENT COMPENSATION	0.00	0.00	929.12	767.93	767.93	767.93
233 FAMILY & MEDICAL LEAVE INSURANCE	0.00	0.00	371.65	307.17	307.17	307.17
242 CLASSIFIED INSURANCE	14,989.29	11,548.98	12,359.35	6,023.35	6,023.35	6,023.35
244 ADMIN/CONFID INSURANCE	19,504.33	19,464.08	19,540.30	19,732.20	19,732.20	19,732.20
245 DISTRICT PD TSA	4,800.00	4,800.00	4,800.00	4,800.00	4,800.00	4,800.00
247 DISTRICT PD TSA--CLASSIFI	0.00	0.00	0.00	0.00	0.00	0.00
<b>2410 OFFICE OF THE PRINCIPAL</b>	<b>289,115.91</b>	<b>290,118.13</b>	<b>294,375.18</b>	<b>243,627.01</b>	<b>243,627.01</b>	<b>243,627.01</b>

MALABON ELEMENTARY ACCOUNT NUMBER / TITLE	ACTUAL 2019-20	ACTUAL 2020-21	ADOPTED 2021-22	PROPOSED 2022-23	APPROVED 2022-23	ADOPTED 2022-23
<b>FUNCTION 2542 MAINTENANCE OF PLANT</b>						
112 CLASSIFIED SALARIES	63,387.52	80,429.76	82,582.40	89,366.40	89,366.40	89,366.40
122 SUBSTITUTES-CLASSIFIED	641.20	0.00	1,552.22	1,552.22	1,552.22	1,552.22
131 EXTRA DUTY	118.04	0.00	0.00	0.00	0.00	0.00
211 EMPLOYER CONTRIBUTION	0.00	0.00	3,211.19	2.69	2.69	2.69
212 EMPLOYER PD PERS PU 6.00%	2,433.58	3,892.99	4,977.64	5,384.68	5,384.68	5,384.68
213 PERS UAL	7,373.74	11,795.78	5,241.57	1,300.94	1,300.94	1,300.94
214 PERS BOND	0.00	0.00	21,964.80	21,919.74	21,919.74	21,919.74
216 OPSRP	3,407.02	5,450.17	2,524.61	7,102.63	7,102.63	7,102.63
220 FICA	4,795.10	5,970.94	6,436.30	6,955.27	6,955.27	6,955.27
231 WORKERS' COMPENSATION	1,570.04	2,466.74	673.08	727.35	727.35	727.35
232 UNEMPLOYMENT COMPENSATION	0.00	0.00	420.67	454.59	454.59	454.59
233 FAMILY & MEDICAL LEAVE INSURANCE	0.00	0.00	168.27	181.84	181.84	181.84
242 CLASSIFIED INSURANCE	13,071.63	20,516.00	12,672.00	20,868.00	20,868.00	20,868.00
247 DISTRICT PD TSA--CLASSIFI	0.00	0.00	0.00	0.00	0.00	0.00
410 SUPPLIES AND MATERIALS	6,244.62	3,416.93	8,000.00	7,000.00	7,000.00	7,000.00
460 NON-CONSUMABLE ITEMS	0.00	0.00	1,000.00	500.00	500.00	500.00
<b>2542 MAINTENANCE OF PLANT</b>	<b>103,042.49</b>	<b>133,939.31</b>	<b>151,424.75</b>	<b>163,316.36</b>	<b>163,316.36</b>	<b>163,316.36</b>

MALABON ELEMENTARY ACCOUNT NUMBER / TITLE	ACTUAL 2019-20	ACTUAL 2020-21	ADOPTED 2021-22	PROPOSED 2022-23	APPROVED 2022-23	ADOPTED 2022-23
<b>FUNCTION 2550 TRANSPORTATION</b>						
331 REIMBURSABLE STUDENT TRAN	297.50	0.00	2,000.00	1,500.00	1,500.00	1,500.00
<b>2550 TRANSPORTATION</b>	<b>297.50</b>	<b>0.00</b>	<b>2,000.00</b>	<b>1,500.00</b>	<b>1,500.00</b>	<b>1,500.00</b>

\*\*\* This page intentionally left blank \*\*\*

Meadow View Tab goes here

BACK OF TAB



MEADOWVIEW SCHOOL ACCOUNT NUMBER / TITLE	ACTUAL 2019-20	ACTUAL 2020-21	ADOPTED 2021-22	PROPOSED 2022-23	APPROVED 2022-23	ADOPTED 2022-23
<b>FUNCTION 1111 ELEMENTARY INSTRUCTION</b>						
111 LICENSED SALARIES	1,253,210.21	1,355,207.79	1,403,076.29	1,389,549.09	1,389,549.09	1,389,549.09
112 CLASSIFIED SALARIES	148,257.16	132,917.56	176,867.79	107,955.12	107,955.12	107,955.12
121 SUBSTITUTES-LICENSED	30,594.43	9,445.38	48,539.79	48,539.79	48,539.79	48,539.79
122 SUBSTITUTES-CLASSIFIED	28,399.05	1,684.56	19,824.04	19,824.04	19,824.04	19,824.04
125 VACANCY - LICENSED	0.00	2,317.92	0.00	0.00	0.00	0.00
126 VACANCY - CLASSIFIED	0.00	79.86	0.00	0.00	0.00	0.00
131 EXTRA DUTY	3,969.48	985.83	0.00	0.00	0.00	0.00
211 EMPLOYER CONTRIBUTION	97,192.37	91,246.59	81,599.94	65,142.16	65,142.16	65,142.16
212 EMPLOYER PD PERS PU 6.00%	77,055.68	82,932.01	96,017.11	90,905.17	90,905.17	90,905.17
213 PERS UAL	245,455.92	252,939.78	102,205.55	22,213.67	22,213.67	22,213.67
214 PERS BOND	0.00	0.00	192,211.39	220,032.90	220,032.90	220,032.90
216 OPSRP	54,464.94	61,529.19	37,160.70	74,588.51	74,588.51	74,588.51
220 FICA	106,920.37	110,351.00	127,097.14	120,579.42	120,579.42	120,579.42
231 WORKERS' COMPENSATION	6,764.38	6,047.96	13,291.20	12,609.61	12,609.61	12,609.61
232 UNEMPLOYMENT COMPENSATION	0.00	0.00	8,307.00	7,881.01	7,881.01	7,881.01
233 FAMILY & MEDICAL LEAVE INSURANCE	0.00	0.00	3,322.80	3,152.40	3,152.40	3,152.40
241 LICENSED INSURANCE	369,522.94	394,976.90	331,123.11	375,776.54	375,776.54	375,776.54
242 CLASSIFIED INSURANCE	73,312.55	55,774.88	75,580.69	44,497.52	44,497.52	44,497.52
246 DISTRICT PD TSA--LICENSED	11,470.44	11,869.24	12,575.42	10,307.24	10,307.24	10,307.24
247 DISTRICT PD TSA--CLASSIFI	1,509.59	811.16	517.21	26.26	26.26	26.26
248 DISTRICT PD TSA--SUPV/CON	0.00	0.00	0.00	0.00	0.00	0.00
311 INSTRUCTION SERVICES	0.00	0.00	0.00	0.00	0.00	0.00
319 OTHER INST, PROF & TECH	800.00	0.00	0.00	0.00	0.00	0.00
324 RENTALS	1,432.40	620.89	0.00	752.28	752.28	752.28
341 TRAVEL, LOCAL IN DISTRICT	0.00	0.00	2,408.00	0.00	0.00	0.00
353 POSTAGE	1,232.65	2,273.90	0.00	0.00	0.00	0.00
389 NON INSTRUCTION PROF/TECH	0.00	0.00	0.00	0.00	0.00	0.00
410 SUPPLIES AND MATERIALS	9,414.53	23,969.08	19,000.00	20,592.00	20,592.00	20,592.00
460 NON-CONSUMABLE ITEMS	670.20	5,683.61	0.00	0.00	0.00	0.00
470 COMPUTER SOFTWARE	150.00	222.72	0.00	0.00	0.00	0.00
480 COMPUTER HARDWARE	298.73	0.00	0.00	0.00	0.00	0.00
<b>1111 ELEMENTARY INSTRUCTION</b>	<b>2,522,098.02</b>	<b>2,603,887.81</b>	<b>2,750,725.16</b>	<b>2,634,924.74</b>	<b>2,634,924.74</b>	<b>2,634,924.74</b>

MEADOWVIEW SCHOOL ACCOUNT NUMBER / TITLE	ACTUAL 2019-20	ACTUAL 2020-21	ADOPTED 2021-22	PROPOSED 2022-23	APPROVED 2022-23	ADOPTED 2022-23
<b>FUNCTION 1121 MIDDLE / JUNIOR INSTRUCTION</b>						
111 LICENSED SALARIES	634,736.28	679,662.71	714,906.47	701,630.50	701,630.50	701,630.50
121 SUBSTITUTES-LICENSED	12,152.37	8,286.42	28,182.38	28,182.38	28,182.38	28,182.38
131 EXTRA DUTY	1,534.42	643.18	0.00	0.00	0.00	0.00
211 EMPLOYER CONTRIBUTION	25,133.17	25,615.32	17,403.49	18,469.78	18,469.78	18,469.78
212 EMPLOYER PD PERS PU 6.00%	38,206.12	38,881.38	43,346.04	42,524.79	42,524.79	42,524.79
213 PERS UAL	116,533.41	117,944.74	46,289.06	10,421.65	10,421.65	10,421.65
214 PERS BOND	0.00	0.00	86,865.23	102,994.62	102,994.62	102,994.62
216 OPSRP	38,600.54	38,960.15	29,431.14	43,797.80	43,797.80	43,797.80
220 FICA	47,318.82	50,958.50	57,314.79	56,267.69	56,267.69	56,267.69
231 WORKERS' COMPENSATION	2,931.41	2,738.78	5,993.70	5,884.20	5,884.20	5,884.20
232 UNEMPLOYMENT COMPENSATION	0.00	0.00	3,746.06	3,677.63	3,677.63	3,677.63
233 FAMILY & MEDICAL LEAVE INSURANCE	0.00	0.00	1,498.43	1,471.05	1,471.05	1,471.05
241 LICENSED INSURANCE	169,679.21	181,088.46	158,516.38	158,516.16	158,516.16	158,516.16
246 DISTRICT PD TSA--LICENSED	5,984.76	6,221.10	6,124.06	5,712.48	5,712.48	5,712.48
322 REPAIRS & MAINTENANCE	320.00	0.00	0.00	0.00	0.00	0.00
324 RENTALS	1,432.49	621.01	0.00	0.00	0.00	0.00
342 TRAVEL, OUT OF DISTRICT	14.67	0.00	0.00	0.00	0.00	0.00
410 SUPPLIES AND MATERIALS	7,741.99	6,630.98	15,000.00	10,000.00	10,000.00	10,000.00
460 NON-CONSUMABLE ITEMS	116.06	324.30	0.00	0.00	0.00	0.00
470 COMPUTER SOFTWARE	0.00	0.00	0.00	0.00	0.00	0.00
480 COMPUTER HARDWARE	0.00	0.00	0.00	0.00	0.00	0.00
<b>1121 MIDDLE / JUNIOR INSTRUCTION</b>	<b>1,102,435.72</b>	<b>1,158,577.03</b>	<b>1,214,617.23</b>	<b>1,189,550.72</b>	<b>1,189,550.72</b>	<b>1,189,550.72</b>

MEADOWVIEW SCHOOL ACCOUNT NUMBER / TITLE	ACTUAL 2019-20	ACTUAL 2020-21	ADOPTED 2021-22	PROPOSED 2022-23	APPROVED 2022-23	ADOPTED 2022-23
<b>FUNCTION 1122 MIDDLE / JUNIOR EXTRACURRICULAR</b>						
121 SUBSTITUTES-LICENSED	0.00	0.00	0.00	0.00	0.00	0.00
131 EXTRA DUTY	6,480.00	0.00	6,609.60	6,739.20	6,739.20	6,739.20
211 EMPLOYER CONTRIBUTION	881.83	0.00	571.73	744.68	744.68	744.68
212 EMPLOYER PD PERS PU 6.00%	381.86	0.00	396.58	404.35	404.35	404.35
213 PERS UAL	1,157.47	0.00	417.73	97.72	97.72	97.72
214 PERS BOND	0.00	0.00	783.90	965.73	965.73	965.73
216 OPSRP	0.00	0.00	0.00	0.00	0.00	0.00
220 FICA	465.79	0.00	505.63	515.55	515.55	515.55
231 WORKERS' COMPENSATION	28.82	0.00	52.88	53.91	53.91	53.91
232 UNEMPLOYMENT COMPENSATION	0.00	0.00	33.05	33.70	33.70	33.70
233 FAMILY & MEDICAL LEAVE INSURANCE	0.00	0.00	13.22	13.48	13.48	13.48
<b>1122 MIDDLE / JUNIOR EXTRACURRICULAR</b>	<b>9,395.77</b>	<b>0.00</b>	<b>9,384.31</b>	<b>9,568.32</b>	<b>9,568.32</b>	<b>9,568.32</b>

MEADOWVIEW SCHOOL ACCOUNT NUMBER / TITLE	ACTUAL 2019-20	ACTUAL 2020-21	ADOPTED 2021-22	PROPOSED 2022-23	APPROVED 2022-23	ADOPTED 2022-23
<b>FUNCTION 2122 COUNSELING SERVICES</b>						
111 LICENSED SALARIES	126,195.43	82,898.15	138,471.51	124,323.93	124,323.93	124,323.93
121 SUBSTITUTES-LICENSED	0.00	0.00	0.00	0.00	0.00	0.00
131 EXTRA DUTY	150.00	75.00	0.00	0.00	0.00	0.00
211 EMPLOYER CONTRIBUTION	0.00	0.00	0.00	0.00	0.00	0.00
212 EMPLOYER PD PERS PU 6.00%	7,342.53	4,978.37	8,442.47	7,512.33	7,512.33	7,512.33
213 PERS UAL	22,247.91	15,084.55	8,892.74	1,815.48	1,815.48	1,815.48
214 PERS BOND	0.00	0.00	16,687.95	17,941.94	17,941.94	17,941.94
216 OPSRP	10,279.55	6,969.76	7,795.21	9,941.31	9,941.31	9,941.31
220 FICA	9,346.91	6,047.65	10,764.15	9,578.22	9,578.22	9,578.22
231 WORKERS' COMPENSATION	573.23	327.57	1,125.66	1,001.64	1,001.64	1,001.64
232 UNEMPLOYMENT COMPENSATION	0.00	0.00	703.54	626.03	626.03	626.03
233 FAMILY & MEDICAL LEAVE INSURANCE	0.00	0.00	281.42	250.41	250.41	250.41
241 LICENSED INSURANCE	35,849.76	18,283.32	37,297.97	27,973.44	27,973.44	27,973.44
246 DISTRICT PD TSA--LICENSED	2,062.51	828.97	2,236.34	881.53	881.53	881.53
410 SUPPLIES AND MATERIALS	0.00	0.00	500.00	300.00	300.00	300.00
<b>2122 COUNSELING SERVICES</b>	<b>214,047.83</b>	<b>135,493.34</b>	<b>233,198.96</b>	<b>202,146.27</b>	<b>202,146.27</b>	<b>202,146.27</b>

MEADOWVIEW SCHOOL ACCOUNT NUMBER / TITLE	ACTUAL 2019-20	ACTUAL 2020-21	ADOPTED 2021-22	PROPOSED 2022-23	APPROVED 2022-23	ADOPTED 2022-23
<b>FUNCTION 2222 MEDIA / LIBRARY</b>						
112 CLASSIFIED SALARIES	41,099.84	42,858.48	43,719.84	50,564.16	50,564.16	50,564.16
122 SUBSTITUTES-CLASSIFIED	379.94	0.00	0.00	0.00	0.00	0.00
131 EXTRA DUTY	203.07	0.00	0.00	0.00	0.00	0.00
211 EMPLOYER CONTRIBUTION	1,869.69	2,967.96	1,938.16	2,863.51	2,863.51	2,863.51
212 EMPLOYER PD PERS PU 6.00%	1,247.92	1,285.80	2,655.98	3,071.77	3,071.77	3,071.77
213 PERS UAL	6,235.27	7,791.60	2,797.63	742.35	742.35	742.35
214 PERS BOND	0.00	0.00	5,249.99	7,336.42	7,336.42	7,336.42
216 OPSRP	1,747.05	1,800.00	1,211.04	2,007.40	2,007.40	2,007.40
220 FICA	3,132.86	3,217.80	3,386.37	3,916.51	3,916.51	3,916.51
231 WORKERS' COMPENSATION	216.56	185.15	354.13	409.57	409.57	409.57
232 UNEMPLOYMENT COMPENSATION	0.00	0.00	221.33	255.98	255.98	255.98
233 FAMILY & MEDICAL LEAVE INSURANCE	0.00	0.00	88.53	102.39	102.39	102.39
242 CLASSIFIED INSURANCE	6,170.28	6,266.28	6,336.00	6,336.00	6,336.00	6,336.00
247 DISTRICT PD TSA--CLASSIFI	525.22	535.68	546.50	632.05	632.05	632.05
410 SUPPLIES AND MATERIALS	263.05	599.66	0.00	0.00	0.00	0.00
430 LIBRARY BOOKS	497.33	585.00	1,500.00	1,500.00	1,500.00	1,500.00
460 NON-CONSUMABLE ITEMS	0.00	308.12	0.00	0.00	0.00	0.00
<b>2222 MEDIA / LIBRARY</b>	<b>63,588.08</b>	<b>68,401.53</b>	<b>70,005.50</b>	<b>79,738.11</b>	<b>79,738.11</b>	<b>79,738.11</b>

MEADOWVIEW SCHOOL ACCOUNT NUMBER / TITLE	ACTUAL 2019-20	ACTUAL 2020-21	ADOPTED 2021-22	PROPOSED 2022-23	APPROVED 2022-23	ADOPTED 2022-23
<b>FUNCTION 2410 OFFICE OF THE PRINCIPAL</b>						
112 CLASSIFIED SALARIES	96,761.71	81,544.96	104,289.98	61,117.18	61,117.18	61,117.18
113 ADMINISTRATORS	203,388.16	218,148.00	222,510.96	253,351.28	253,351.28	253,351.28
121 SUBSTITUTES-LICENSED	0.00	0.00	8,801.59	8,801.59	8,801.59	8,801.59
122 SUBSTITUTES-CLASSIFIED	0.00	0.00	644.94	644.94	644.94	644.94
131 EXTRA DUTY	435.94	34.90	0.00	0.00	0.00	0.00
190 TRAVEL STIPEND	4,200.00	4,200.00	4,284.00	4,368.00	4,368.00	4,368.00
211 EMPLOYER CONTRIBUTION	25,064.97	23,228.05	17,651.74	15,598.93	15,598.93	15,598.93
212 EMPLOYER PD PERS PU 6.00%	18,287.17	17,954.45	20,633.26	19,741.92	19,741.92	19,741.92
213 PERS UAL	55,410.00	54,402.28	21,930.20	4,816.05	4,816.05	4,816.05
214 PERS BOND	0.00	0.00	41,167.30	47,612.11	47,612.11	47,612.11
216 OPSRP	10,400.12	11,048.52	7,913.17	15,155.93	15,155.93	15,155.93
220 FICA	22,720.86	22,747.50	26,984.51	25,848.05	25,848.05	25,848.05
231 WORKERS' COMPENSATION	1,466.43	1,214.87	2,821.91	2,703.06	2,703.06	2,703.06
232 UNEMPLOYMENT COMPENSATION	0.00	0.00	1,763.69	1,689.41	1,689.41	1,689.41
233 FAMILY & MEDICAL LEAVE INSURANCE	0.00	0.00	705.48	675.77	675.77	675.77
242 CLASSIFIED INSURANCE	49,666.19	38,320.76	61,920.00	31,170.48	31,170.48	31,170.48
244 ADMIN/CONFID INSURANCE	38,963.46	38,928.16	39,080.61	39,464.40	39,464.40	39,464.40
245 DISTRICT PD TSA	9,600.00	9,600.00	9,600.00	9,600.00	9,600.00	9,600.00
247 DISTRICT PD TSA--CLASSIFI	2,394.65	1,848.55	2,607.25	0.00	0.00	0.00
318 PROF & IMP COSTS NON-INST	0.00	0.00	0.00	0.00	0.00	0.00
324 RENTALS	0.00	0.00	0.00	0.00	0.00	0.00
353 POSTAGE	0.00	0.00	0.00	0.00	0.00	0.00
410 SUPPLIES AND MATERIALS	312.00	1,528.50	500.00	400.00	400.00	400.00
460 NON-CONSUMABLE ITEMS	0.00	71.23	0.00	0.00	0.00	0.00
480 COMPUTER HARDWARE	381.98	0.00	0.00	0.00	0.00	0.00
<b>2410 OFFICE OF THE PRINCIPAL</b>	<b>539,453.64</b>	<b>524,820.73</b>	<b>595,810.59</b>	<b>542,759.09</b>	<b>542,759.09</b>	<b>542,759.09</b>

MEADOWVIEW SCHOOL ACCOUNT NUMBER / TITLE	ACTUAL 2019-20	ACTUAL 2020-21	ADOPTED 2021-22	PROPOSED 2022-23	APPROVED 2022-23	ADOPTED 2022-23
<b>FUNCTION 2542 MAINTENANCE OF PLANT</b>						
112 CLASSIFIED SALARIES	104,598.08	124,509.03	133,012.16	139,415.76	139,415.76	139,415.76
122 SUBSTITUTES-CLASSIFIED	8,153.02	0.00	934.67	934.67	934.67	934.67
124 TEMPORARY-CLASSIFIED	4,138.00	728.00	0.00	0.00	0.00	0.00
131 EXTRA DUTY	234.33	0.00	0.00	0.00	0.00	0.00
211 EMPLOYER CONTRIBUTION	0.00	0.00	3,507.69	1.62	1.62	1.62
212 EMPLOYER PD PERS PU 6.00%	5,305.23	7,514.22	7,994.40	8,378.61	8,378.61	8,378.61
213 PERS UAL	16,232.23	22,768.05	8,419.84	2,024.62	2,024.62	2,024.62
214 PERS BOND	0.00	0.00	15,820.05	20,032.42	20,032.42	20,032.42
216 OPSRP	7,500.04	10,519.99	5,126.06	11,073.79	11,073.79	11,073.79
220 FICA	8,930.73	9,190.71	10,246.93	10,736.81	10,736.81	10,736.81
231 WORKERS' COMPENSATION	2,787.26	2,824.17	1,071.57	1,122.80	1,122.80	1,122.80
232 UNEMPLOYMENT COMPENSATION	0.00	0.00	669.73	701.75	701.75	701.75
233 FAMILY & MEDICAL LEAVE INSURANCE	0.00	0.00	267.89	280.70	280.70	280.70
242 CLASSIFIED INSURANCE	35,020.75	34,796.00	35,400.00	35,400.00	35,400.00	35,400.00
247 DISTRICT PD TSA--CLASSIFI	1,044.80	1,968.99	0.00	0.00	0.00	0.00
322 REPAIRS & MAINTENANCE	0.00	150.86	0.00	0.00	0.00	0.00
410 SUPPLIES AND MATERIALS	13,463.20	10,379.00	13,108.00	13,000.00	13,000.00	13,000.00
460 NON-CONSUMABLE ITEMS	0.00	758.00	0.00	0.00	0.00	0.00
<b>2542 MAINTENANCE OF PLANT</b>	<b>207,407.67</b>	<b>226,107.02</b>	<b>235,578.99</b>	<b>243,103.55</b>	<b>243,103.55</b>	<b>243,103.55</b>

\*\*\* This page intentionally left blank \*\*\*



Prairie Mountain Tab goes Here

BACK OF TAB

PRAIRIE MOUNTAIN SCHOOL ACCOUNT NUMBER / TITLE	ACTUAL 2019-20	ACTUAL 2020-21	ADOPTED 2021-22	PROPOSED 2022-23	APPROVED 2022-23	ADOPTED 2022-23
<b>FUNCTION 1111 ELEMENTARY INSTRUCTION</b>						
111 LICENSED SALARIES	1,076,831.40	1,092,377.51	1,205,583.88	1,036,535.44	1,036,535.44	1,036,535.44
112 CLASSIFIED SALARIES	117,266.77	120,853.26	128,482.95	123,936.64	123,936.64	123,936.64
121 SUBSTITUTES-LICENSED	51,205.10	10,325.28	24,319.59	24,319.59	24,319.59	24,319.59
122 SUBSTITUTES-CLASSIFIED	2,433.37	316.11	10,199.28	10,199.28	10,199.28	10,199.28
131 EXTRA DUTY	7,808.25	515.33	0.00	0.00	0.00	0.00
211 EMPLOYER CONTRIBUTION	48,818.38	38,680.73	36,711.44	28,258.40	28,258.40	28,258.40
212 EMPLOYER PD PERS PU 6.00%	68,023.66	71,199.87	80,816.25	70,283.33	70,283.33	70,283.33
213 PERS UAL	217,822.61	217,151.51	85,661.04	17,107.79	17,107.79	17,107.79
214 PERS BOND	0.00	0.00	160,963.13	169,329.69	169,329.69	169,329.69
216 OPSRP	71,035.76	76,874.20	51,489.59	73,249.98	73,249.98	73,249.98
220 FICA	91,309.28	89,496.63	105,398.62	91,969.15	91,969.15	91,969.15
231 WORKERS' COMPENSATION	5,540.38	4,685.45	11,022.08	9,617.69	9,617.69	9,617.69
232 UNEMPLOYMENT COMPENSATION	0.00	0.00	6,888.80	6,011.06	6,011.06	6,011.06
233 FAMILY & MEDICAL LEAVE INSURANCE	0.00	0.00	2,755.52	2,404.42	2,404.42	2,404.42
241 LICENSED INSURANCE	309,525.85	304,746.01	322,627.46	305,609.83	305,609.83	305,609.83
242 CLASSIFIED INSURANCE	40,043.23	46,685.07	41,380.80	3,946.40	3,946.40	3,946.40
246 DISTRICT PD TSA--LICENSED	7,264.98	7,523.59	9,136.89	7,220.11	7,220.11	7,220.11
247 DISTRICT PD TSA--CLASSIFI	501.85	1,071.90	37.12	0.00	0.00	0.00
324 RENTALS	1,538.92	682.05	2,799.00	1,299.00	1,299.00	1,299.00
353 POSTAGE	1,262.15	2,186.16	1,500.00	400.00	400.00	400.00
410 SUPPLIES AND MATERIALS	6,670.70	13,660.73	13,529.00	12,891.00	12,891.00	12,891.00
460 NON-CONSUMABLE ITEMS	221.14	291.22	1,000.00	500.00	500.00	500.00
480 COMPUTER HARDWARE	31.00	0.00	0.00	0.00	0.00	0.00
<b>1111 ELEMENTARY INSTRUCTION</b>	<b>2,125,154.78</b>	<b>2,099,322.61</b>	<b>2,302,302.42</b>	<b>1,995,088.79</b>	<b>1,995,088.79</b>	<b>1,995,088.79</b>

PRAIRIE MOUNTAIN SCHOOL ACCOUNT NUMBER / TITLE	ACTUAL 2019-20	ACTUAL 2020-21	ADOPTED 2021-22	PROPOSED 2022-23	APPROVED 2022-23	ADOPTED 2022-23
<b>FUNCTION 1113 ELEMENTARY EXTRACURRICULAR</b>						
111 LICENSED SALARIES	0.00	0.00	0.00	0.00	0.00	0.00
121 SUBSTITUTES-LICENSED	0.00	0.00	0.00	0.00	0.00	0.00
122 SUBSTITUTES-CLASSIFIED	0.00	0.00	0.00	0.00	0.00	0.00
131 EXTRA DUTY	1,178.00	0.00	0.00	0.00	0.00	0.00
211 EMPLOYER CONTRIBUTION	0.00	0.00	0.00	0.00	0.00	0.00
212 EMPLOYER PD PERS PU 6.00%	68.90	0.00	72.09	0.00	0.00	0.00
213 PERS UAL	208.81	0.00	75.94	0.00	0.00	0.00
214 PERS BOND	0.00	0.00	142.51	0.00	0.00	0.00
216 OPSRP	96.51	0.00	66.57	0.00	0.00	0.00
220 FICA	82.61	0.00	91.92	0.00	0.00	0.00
231 WORKERS' COMPENSATION	5.14	0.00	9.61	0.00	0.00	0.00
232 UNEMPLOYMENT COMPENSATION	0.00	0.00	6.01	0.00	0.00	0.00
233 FAMILY & MEDICAL LEAVE INSURANCE	0.00	0.00	2.40	0.00	0.00	0.00
241 LICENSED INSURANCE	353.81	0.00	0.00	0.00	0.00	0.00
246 DISTRICT PD TSA--LICENSED	11.76	0.00	0.00	0.00	0.00	0.00
410 SUPPLIES AND MATERIALS	0.00	0.00	0.00	0.00	0.00	0.00
<b>1113 ELEMENTARY EXTRACURRICULAR</b>	<b>2,005.54</b>	<b>0.00</b>	<b>467.05</b>	<b>0.00</b>	<b>0.00</b>	<b>0.00</b>

PRAIRIE MOUNTAIN SCHOOL ACCOUNT NUMBER / TITLE	ACTUAL 2019-20	ACTUAL 2020-21	ADOPTED 2021-22	PROPOSED 2022-23	APPROVED 2022-23	ADOPTED 2022-23
<b>FUNCTION 1121 MIDDLE / JUNIOR INSTRUCTION</b>						
111 LICENSED SALARIES	544,290.77	567,722.21	610,706.40	555,660.79	555,660.79	555,660.79
112 CLASSIFIED SALARIES	0.00	0.00	0.00	0.00	0.00	0.00
121 SUBSTITUTES-LICENSED	10,224.25	0.00	13,395.58	13,395.58	13,395.58	13,395.58
131 EXTRA DUTY	1,565.46	1,363.72	0.00	0.00	0.00	0.00
211 EMPLOYER CONTRIBUTION	21,478.04	22,022.36	14,242.57	9,375.13	9,375.13	9,375.13
212 EMPLOYER PD PERS PU 6.00%	32,754.73	33,633.47	36,934.22	33,620.09	33,620.09	33,620.09
213 PERS UAL	100,297.42	101,909.24	39,204.08	8,193.69	8,193.69	8,193.69
214 PERS BOND	0.00	0.00	73,569.67	80,976.28	80,976.28	80,976.28
216 OPSRP	33,315.58	33,730.17	25,244.36	38,131.86	38,131.86	38,131.86
220 FICA	40,183.38	42,171.51	48,064.85	43,839.34	43,839.34	43,839.34
231 WORKERS' COMPENSATION	2,512.92	2,284.91	5,026.39	4,584.51	4,584.51	4,584.51
232 UNEMPLOYMENT COMPENSATION	0.00	0.00	3,141.49	2,865.32	2,865.32	2,865.32
233 FAMILY & MEDICAL LEAVE INSURANCE	0.00	0.00	1,256.60	1,146.13	1,146.13	1,146.13
241 LICENSED INSURANCE	153,030.60	159,824.10	154,786.59	149,687.52	149,687.52	149,687.52
242 CLASSIFIED INSURANCE	0.00	0.00	0.00	0.00	0.00	0.00
246 DISTRICT PD TSA--LICENSED	5,375.13	6,007.68	4,196.76	4,006.95	4,006.95	4,006.95
248 DISTRICT PD TSA--SUPV/CON	0.00	0.00	0.00	0.00	0.00	0.00
324 RENTALS	996.68	572.61	800.00	800.00	800.00	800.00
353 POSTAGE	0.00	0.00	0.00	500.00	500.00	500.00
410 SUPPLIES AND MATERIALS	1,322.20	9,779.79	10,000.00	8,000.00	8,000.00	8,000.00
460 NON-CONSUMABLE ITEMS	1,945.58	855.93	2,000.00	1,500.00	1,500.00	1,500.00
480 COMPUTER HARDWARE	0.00	0.00	0.00	0.00	0.00	0.00
<b>1121 MIDDLE / JUNIOR INSTRUCTION</b>	<b>949,292.74</b>	<b>981,877.70</b>	<b>1,042,569.55</b>	<b>956,283.19</b>	<b>956,283.19</b>	<b>956,283.19</b>

PRAIRIE MOUNTAIN SCHOOL ACCOUNT NUMBER / TITLE	ACTUAL 2019-20	ACTUAL 2020-21	ADOPTED 2021-22	PROPOSED 2022-23	APPROVED 2022-23	ADOPTED 2022-23
<b>FUNCTION 1122 MIDDLE / JUNIOR EXTRACURRICULAR</b>						
121 SUBSTITUTES-LICENSED	0.00	0.00	0.00	0.00	0.00	0.00
131 EXTRA DUTY	5,574.00	2,566.00	5,685.48	5,796.96	5,796.96	5,796.96
211 EMPLOYER CONTRIBUTION	0.00	0.00	0.00	0.00	0.00	0.00
212 EMPLOYER PD PERS PU 6.00%	326.54	154.00	341.13	75.94	75.94	75.94
213 PERS UAL	989.10	466.60	359.32	18.35	18.35	18.35
214 PERS BOND	0.00	0.00	674.30	181.37	181.37	181.37
216 OPSRP	457.02	215.58	314.98	100.49	100.49	100.49
220 FICA	367.19	189.19	434.94	443.47	443.47	443.47
231 WORKERS' COMPENSATION	24.92	10.53	45.48	46.38	46.38	46.38
232 UNEMPLOYMENT COMPENSATION	0.00	0.00	28.43	28.98	28.98	28.98
233 FAMILY & MEDICAL LEAVE INSURANCE	0.00	0.00	11.37	11.59	11.59	11.59
241 LICENSED INSURANCE	1,266.70	0.00	0.00	0.00	0.00	0.00
322 REPAIRS & MAINTENANCE	0.00	0.00	200.00	200.00	200.00	200.00
324 RENTALS	0.00	0.00	0.00	0.00	0.00	0.00
410 SUPPLIES AND MATERIALS	0.00	498.69	2,000.00	500.00	500.00	500.00
460 NON-CONSUMABLE ITEMS	0.00	0.00	0.00	0.00	0.00	0.00
<b>1122 MIDDLE / JUNIOR EXTRACURRICULAR</b>	<b>9,005.47</b>	<b>4,100.59</b>	<b>10,095.43</b>	<b>7,403.54</b>	<b>7,403.54</b>	<b>7,403.54</b>

PRAIRIE MOUNTAIN SCHOOL ACCOUNT NUMBER / TITLE	ACTUAL 2019-20	ACTUAL 2020-21	ADOPTED 2021-22	PROPOSED 2022-23	APPROVED 2022-23	ADOPTED 2022-23
<b>FUNCTION 2122 COUNSELING SERVICES</b>						
111 LICENSED SALARIES	81,272.76	96,771.13	84,556.09	137,356.20	137,356.20	137,356.20
121 SUBSTITUTES-LICENSED	0.00	0.00	0.00	0.00	0.00	0.00
131 EXTRA DUTY	0.00	3,020.68	0.00	0.00	0.00	0.00
211 EMPLOYER CONTRIBUTION	7,504.16	6,090.38	7,496.95	0.00	0.00	0.00
212 EMPLOYER PD PERS PU 6.00%	0.00	3,349.04	5,200.20	8,366.11	8,366.11	8,366.11
213 PERS UAL	9,850.25	18,142.16	5,477.54	2,021.81	2,021.81	2,021.81
214 PERS BOND	0.00	0.00	10,279.06	19,981.07	19,981.07	19,981.07
216 OPSRP	0.00	4,688.69	0.00	11,071.16	11,071.16	11,071.16
220 FICA	5,956.60	7,234.57	6,630.25	10,666.80	10,666.80	10,666.80
231 WORKERS' COMPENSATION	364.56	399.28	693.36	1,115.48	1,115.48	1,115.48
232 UNEMPLOYMENT COMPENSATION	0.00	0.00	433.35	697.18	697.18	697.18
233 FAMILY & MEDICAL LEAVE INSURANCE	0.00	0.00	173.34	278.87	278.87	278.87
241 LICENSED INSURANCE	17,924.88	31,999.22	18,648.99	44,757.50	44,757.50	44,757.50
246 DISTRICT PD TSA--LICENSED	812.76	1,803.84	2,113.90	2,079.05	2,079.05	2,079.05
410 SUPPLIES AND MATERIALS	0.00	0.00	1,000.00	500.00	500.00	500.00
<b>2122 COUNSELING SERVICES</b>	<b>123,685.97</b>	<b>173,498.99</b>	<b>142,703.05</b>	<b>238,891.23</b>	<b>238,891.23</b>	<b>238,891.23</b>

PRAIRIE MOUNTAIN SCHOOL ACCOUNT NUMBER / TITLE	ACTUAL 2019-20	ACTUAL 2020-21	ADOPTED 2021-22	PROPOSED 2022-23	APPROVED 2022-23	ADOPTED 2022-23
<b>FUNCTION 2222 MEDIA / LIBRARY</b>						
112 CLASSIFIED SALARIES	38,981.30	41,443.22	42,275.51	50,895.90	50,895.90	50,895.90
122 SUBSTITUTES-CLASSIFIED	78.45	0.00	183.89	183.89	183.89	183.89
131 EXTRA DUTY	0.00	0.00	0.00	0.00	0.00	0.00
211 EMPLOYER CONTRIBUTION	3,173.55	3,339.12	2,180.67	3,221.77	3,221.77	3,221.77
212 EMPLOYER PD PERS PU 6.00%	2,339.06	2,486.64	2,602.63	3,099.11	3,099.11	3,099.11
213 PERS UAL	7,099.54	7,534.44	2,741.26	748.91	748.91	748.91
214 PERS BOND	0.00	0.00	5,148.04	7,405.93	7,405.93	7,405.93
216 OPSRP	1,355.48	1,456.08	1,004.71	1,783.63	1,783.63	1,783.63
220 FICA	2,440.56	2,730.00	3,329.00	3,962.00	3,962.00	3,962.00
231 WORKERS' COMPENSATION	203.67	179.24	348.13	414.33	414.33	414.33
232 UNEMPLOYMENT COMPENSATION	0.00	0.00	217.58	258.95	258.95	258.95
233 FAMILY & MEDICAL LEAVE INSURANCE	0.00	0.00	87.03	103.58	103.58	103.58
242 CLASSIFIED INSURANCE	31,125.76	24,908.88	31,911.17	14,532.00	14,532.00	14,532.00
247 DISTRICT PD TSA--CLASSIFI	1,003.39	1,036.20	1,056.89	711.06	711.06	711.06
410 SUPPLIES AND MATERIALS	629.20	643.55	810.00	650.00	650.00	650.00
430 LIBRARY BOOKS	2,175.63	2,041.50	2,263.00	2,000.00	2,000.00	2,000.00
440 PERIODICALS	15.81	61.90	122.00	122.00	122.00	122.00
460 NON-CONSUMABLE ITEMS	0.00	0.00	0.00	0.00	0.00	0.00
<b>2222 MEDIA / LIBRARY</b>	<b>90,621.40</b>	<b>87,860.77</b>	<b>96,281.51</b>	<b>90,093.06</b>	<b>90,093.06</b>	<b>90,093.06</b>



PRAIRIE MOUNTAIN SCHOOL ACCOUNT NUMBER / TITLE	ACTUAL 2019-20	ACTUAL 2020-21	ADOPTED 2021-22	PROPOSED 2022-23	APPROVED 2022-23	ADOPTED 2022-23
<b>FUNCTION 2410 OFFICE OF THE PRINCIPAL</b>						
112 CLASSIFIED SALARIES	106,487.44	111,086.90	113,513.60	76,922.56	76,922.56	76,922.56
113 ADMINISTRATORS	211,407.82	213,500.25	229,832.52	314,266.16	314,266.16	314,266.16
121 SUBSTITUTES-LICENSED	0.00	0.00	387.88	387.88	387.88	387.88
122 SUBSTITUTES-CLASSIFIED	597.80	0.00	429.58	429.58	429.58	429.58
190 TRAVEL STIPEND	4,200.00	2,400.00	4,284.00	4,368.00	4,368.00	4,368.00
211 EMPLOYER CONTRIBUTION	22,998.53	10,001.58	15,786.95	4,667.12	4,667.12	4,667.12
212 EMPLOYER PD PERS PU 6.00%	19,325.71	16,250.17	21,441.25	24,604.84	24,604.84	24,604.84
213 PERS UAL	58,652.16	49,238.00	22,593.04	5,948.07	5,948.07	5,948.07
214 PERS BOND	0.00	0.00	42,406.68	58,794.15	58,794.15	58,794.15
216 OPSRP	13,151.46	16,684.16	9,690.02	29,211.93	29,211.93	29,211.93
220 FICA	23,992.73	24,241.37	27,390.64	31,424.22	31,424.22	31,424.22
231 WORKERS' COMPENSATION	1,578.46	1,316.63	2,864.38	3,286.19	3,286.19	3,286.19
232 UNEMPLOYMENT COMPENSATION	0.00	0.00	1,790.24	2,053.87	2,053.87	2,053.87
233 FAMILY & MEDICAL LEAVE INSURANCE	0.00	0.00	716.10	821.55	821.55	821.55
242 CLASSIFIED INSURANCE	50,943.15	53,735.00	55,812.00	33,300.00	33,300.00	33,300.00
244 ADMIN/CONFID INSURANCE	38,708.66	36,724.81	39,080.61	59,196.60	59,196.60	59,196.60
245 DISTRICT PD TSA	9,600.00	8,400.00	9,600.00	14,400.00	14,400.00	14,400.00
247 DISTRICT PD TSA--CLASSIFI	0.00	0.00	0.00	0.00	0.00	0.00
318 PROF & IMP COSTS NON-INST	588.00	0.00	0.00	0.00	0.00	0.00
410 SUPPLIES AND MATERIALS	0.00	0.00	0.00	0.00	0.00	0.00
480 COMPUTER HARDWARE	0.00	0.00	0.00	0.00	0.00	0.00
<b>2410 OFFICE OF THE PRINCIPAL</b>	<b>562,231.92</b>	<b>543,578.87</b>	<b>597,619.47</b>	<b>664,082.72</b>	<b>664,082.72</b>	<b>664,082.72</b>

PRAIRIE MOUNTAIN SCHOOL ACCOUNT NUMBER / TITLE	ACTUAL 2019-20	ACTUAL 2020-21	ADOPTED 2021-22	PROPOSED 2022-23	APPROVED 2022-23	ADOPTED 2022-23
<b>FUNCTION 2542 MAINTENANCE OF PLANT</b>						
112 CLASSIFIED SALARIES	112,012.24	124,964.60	129,574.72	135,740.88	135,740.88	135,740.88
122 SUBSTITUTES-CLASSIFIED	3,053.72	392.40	5,015.50	5,015.50	5,015.50	5,015.50
131 EXTRA DUTY	156.33	0.00	0.00	0.00	0.00	0.00
211 EMPLOYER CONTRIBUTION	5,959.97	6,166.81	7,261.55	5,374.71	5,374.71	5,374.71
212 EMPLOYER PD PERS PU 6.00%	5,658.87	7,515.64	7,986.53	8,361.89	8,361.89	8,361.89
213 PERS UAL	17,636.10	22,843.62	8,407.50	2,019.65	2,019.65	2,019.65
214 PERS BOND	0.00	0.00	15,882.19	20,086.34	20,086.34	20,086.34
216 OPSRP	4,533.97	6,814.67	2,675.77	7,135.19	7,135.19	7,135.19
220 FICA	8,591.76	9,364.68	10,473.01	10,951.59	10,951.59	10,951.59
231 WORKERS' COMPENSATION	2,938.31	2,925.49	1,095.22	1,145.26	1,145.26	1,145.26
232 UNEMPLOYMENT COMPENSATION	0.00	0.00	684.51	715.79	715.79	715.79
233 FAMILY & MEDICAL LEAVE INSURANCE	0.00	0.00	273.80	286.32	286.32	286.32
242 CLASSIFIED INSURANCE	37,182.60	33,944.00	39,636.00	33,528.00	33,528.00	33,528.00
247 DISTRICT PD TSA--CLASSIFI	2,632.79	3,131.50	2,311.89	2,401.72	2,401.72	2,401.72
322 REPAIRS & MAINTENANCE	0.00	200.51	0.00	0.00	0.00	0.00
410 SUPPLIES AND MATERIALS	10,384.81	5,330.24	9,000.00	9,457.00	9,457.00	9,457.00
460 NON-CONSUMABLE ITEMS	0.00	0.00	0.00	0.00	0.00	0.00
<b>2542 MAINTENANCE OF PLANT</b>	<b>210,741.47</b>	<b>223,594.16</b>	<b>240,278.20</b>	<b>242,219.85</b>	<b>242,219.85</b>	<b>242,219.85</b>

Cascade Tab goes Here

BACK OF TAB

CASCADE MIDDLE SCHOOL ACCOUNT NUMBER / TITLE	ACTUAL 2019-20	ACTUAL 2020-21	ADOPTED 2021-22	PROPOSED 2022-23	APPROVED 2022-23	ADOPTED 2022-23
<b>FUNCTION 1121 MIDDLE / JUNIOR INSTRUCTION</b>						
111 LICENSED SALARIES	809,062.04	857,741.45	920,790.61	941,120.20	941,120.20	941,120.20
112 CLASSIFIED SALARIES	24,669.57	15,502.80	33,047.56	57,888.74	57,888.74	57,888.74
121 SUBSTITUTES-LICENSED	29,995.16	9,517.96	23,508.73	23,508.73	23,508.73	23,508.73
122 SUBSTITUTES-CLASSIFIED	3,828.62	0.00	1,648.79	1,648.79	1,648.79	1,648.79
131 EXTRA DUTY	978.10	375.00	0.00	0.00	0.00	0.00
211 EMPLOYER CONTRIBUTION	31,537.94	31,316.88	32,132.63	18,099.47	18,099.47	18,099.47
212 EMPLOYER PD PERS PU 6.00%	46,799.75	50,677.88	57,749.41	60,464.09	60,464.09	60,464.09
213 PERS UAL	144,373.05	153,828.41	61,354.30	14,732.59	14,732.59	14,732.59
214 PERS BOND	0.00	0.00	115,170.84	145,640.22	145,640.22	145,640.22
216 OPSRP	47,579.70	52,082.22	33,189.14	67,649.27	67,649.27	67,649.27
220 FICA	64,091.35	65,772.68	75,434.75	78,895.96	78,895.96	78,895.96
231 WORKERS' COMPENSATION	3,969.63	3,530.83	7,888.60	8,250.56	8,250.56	8,250.56
232 UNEMPLOYMENT COMPENSATION	0.00	0.00	4,930.38	5,156.60	5,156.60	5,156.60
233 FAMILY & MEDICAL LEAVE INSURANCE	0.00	0.00	1,972.15	2,062.64	2,062.64	2,062.64
241 LICENSED INSURANCE	251,844.62	242,224.07	262,018.26	250,740.85	250,740.85	250,740.85
242 CLASSIFIED INSURANCE	5,865.30	11,301.48	8,144.57	14,468.57	14,468.57	14,468.57
246 DISTRICT PD TSA--LICENSED	8,100.29	8,013.06	7,079.53	7,153.33	7,153.33	7,153.33
247 DISTRICT PD TSA--CLASSIFI	0.00	0.00	0.00	0.00	0.00	0.00
248 DISTRICT PD TSA--SUPV/CON	0.00	0.00	0.00	0.00	0.00	0.00
324 RENTALS	3,649.89	1,682.86	2,462.00	3,962.00	3,962.00	3,962.00
342 TRAVEL, OUT OF DISTRICT	13.38	0.00	0.00	0.00	0.00	0.00
353 POSTAGE	1,392.10	1,838.69	1,500.00	1,500.00	1,500.00	1,500.00
410 SUPPLIES AND MATERIALS	3,865.04	3,313.91	12,072.00	11,800.00	11,800.00	11,800.00
460 NON-CONSUMABLE ITEMS	0.00	128.96	0.00	0.00	0.00	0.00
470 COMPUTER SOFTWARE	0.00	7.79	0.00	0.00	0.00	0.00
480 COMPUTER HARDWARE	499.07	125.58	2,000.00	1,500.00	1,500.00	1,500.00
<b>1121 MIDDLE / JUNIOR INSTRUCTION</b>	<b>1,482,114.60</b>	<b>1,508,982.51</b>	<b>1,664,094.26</b>	<b>1,716,242.61</b>	<b>1,716,242.61</b>	<b>1,716,242.61</b>

CASCADE MIDDLE SCHOOL ACCOUNT NUMBER / TITLE	ACTUAL 2019-20	ACTUAL 2020-21	ADOPTED 2021-22	PROPOSED 2022-23	APPROVED 2022-23	ADOPTED 2022-23
<b>FUNCTION 1122 MIDDLE / JUNIOR EXTRACURRICULAR</b>						
131 EXTRA DUTY	9,943.00	2,833.00	10,141.86	10,340.72	10,340.72	10,340.72
211 EMPLOYER CONTRIBUTION	374.92	392.36	245.01	319.13	319.13	319.13
212 EMPLOYER PD PERS PU 6.00%	583.72	169.95	608.51	620.44	620.44	620.44
213 PERS UAL	1,768.75	515.01	640.97	149.94	149.94	149.94
214 PERS BOND	0.00	0.00	1,202.82	1,481.83	1,481.83	1,481.83
216 OPSRP	589.86	0.00	404.94	591.74	591.74	591.74
220 FICA	720.74	211.23	775.85	791.07	791.07	791.07
231 WORKERS' COMPENSATION	44.13	11.22	81.13	82.73	82.73	82.73
232 UNEMPLOYMENT COMPENSATION	0.00	0.00	50.71	51.70	51.70	51.70
233 FAMILY & MEDICAL LEAVE INSURANCE	0.00	0.00	20.28	20.68	20.68	20.68
460 NON-CONSUMABLE ITEMS	0.00	0.00	0.00	0.00	0.00	0.00
<b>1122 MIDDLE / JUNIOR EXTRACURRICULAR</b>	<b>14,025.12</b>	<b>4,132.77</b>	<b>14,172.09</b>	<b>14,449.98</b>	<b>14,449.98</b>	<b>14,449.98</b>

CASCADE MIDDLE SCHOOL ACCOUNT NUMBER / TITLE	ACTUAL 2019-20	ACTUAL 2020-21	ADOPTED 2021-22	PROPOSED 2022-23	APPROVED 2022-23	ADOPTED 2022-23
<b>FUNCTION 2122 COUNSELING SERVICES</b>						
111 LICENSED SALARIES	79,209.96	82,898.15	84,556.09	88,153.40	88,153.40	88,153.40
131 EXTRA DUTY	234.24	75.00	0.00	0.00	0.00	0.00
211 EMPLOYER CONTRIBUTION	11,051.20	11,491.75	7,387.24	9,838.36	9,838.36	9,838.36
212 EMPLOYER PD PERS PU 6.00%	4,787.49	4,978.38	5,124.10	5,342.10	5,342.10	5,342.10
213 PERS UAL	14,506.23	15,084.55	5,397.38	1,291.01	1,291.01	1,291.01
214 PERS BOND	0.00	0.00	10,128.64	12,758.71	12,758.71	12,758.71
216 OPSRP	0.00	0.00	0.00	0.00	0.00	0.00
220 FICA	5,717.30	6,029.26	6,533.23	6,811.17	6,811.17	6,811.17
231 WORKERS' COMPENSATION	357.81	327.72	683.21	712.28	712.28	712.28
232 UNEMPLOYMENT COMPENSATION	0.00	0.00	427.01	445.17	445.17	445.17
233 FAMILY & MEDICAL LEAVE INSURANCE	0.00	0.00	170.80	178.07	178.07	178.07
241 LICENSED INSURANCE	17,924.88	18,283.32	0.00	18,648.96	18,648.96	18,648.96
246 DISTRICT PD TSA--LICENSED	812.76	828.96	845.56	881.53	881.53	881.53
<b>2122 COUNSELING SERVICES</b>	<b>134,601.87</b>	<b>139,997.09</b>	<b>121,253.27</b>	<b>145,060.75</b>	<b>145,060.75</b>	<b>145,060.75</b>

CASCADE MIDDLE SCHOOL ACCOUNT NUMBER / TITLE	ACTUAL 2019-20	ACTUAL 2020-21	ADOPTED 2021-22	PROPOSED 2022-23	APPROVED 2022-23	ADOPTED 2022-23
<b>FUNCTION 2222 MEDIA / LIBRARY</b>						
112 CLASSIFIED SALARIES	20,896.78	23,086.90	22,988.03	27,388.92	27,388.92	27,388.92
131 EXTRA DUTY	0.00	0.00	0.00	0.00	0.00	0.00
211 EMPLOYER CONTRIBUTION	0.00	0.00	0.00	0.00	0.00	0.00
212 EMPLOYER PD PERS PU 6.00%	1,253.78	1,385.21	1,379.28	1,643.34	1,643.34	1,643.34
213 PERS UAL	3,799.04	4,197.18	1,452.84	397.14	397.14	397.14
214 PERS BOND	0.00	0.00	2,726.38	3,924.83	3,924.83	3,924.83
216 OPSRP	1,755.37	1,939.32	1,273.54	2,174.68	2,174.68	2,174.68
220 FICA	1,336.07	1,489.02	1,758.58	2,095.25	2,095.25	2,095.25
231 WORKERS' COMPENSATION	109.17	99.81	183.90	219.11	219.11	219.11
232 UNEMPLOYMENT COMPENSATION	0.00	0.00	114.94	136.94	136.94	136.94
233 FAMILY & MEDICAL LEAVE INSURANCE	0.00	0.00	45.98	54.78	54.78	54.78
242 CLASSIFIED INSURANCE	20,022.85	20,340.00	20,640.00	20,640.00	20,640.00	20,640.00
247 DISTRICT PD TSA--CLASSIFI	0.00	0.00	0.00	0.00	0.00	0.00
410 SUPPLIES AND MATERIALS	281.69	484.31	600.00	450.00	450.00	450.00
430 LIBRARY BOOKS	196.14	565.91	800.00	500.00	500.00	500.00
<b>2222 MEDIA / LIBRARY</b>	<b>49,650.89</b>	<b>53,587.66</b>	<b>53,963.48</b>	<b>59,624.99</b>	<b>59,624.99</b>	<b>59,624.99</b>



CASCADE MIDDLE SCHOOL ACCOUNT NUMBER / TITLE	ACTUAL 2019-20	ACTUAL 2020-21	ADOPTED 2021-22	PROPOSED 2022-23	APPROVED 2022-23	ADOPTED 2022-23
<b>FUNCTION 2410 OFFICE OF THE PRINCIPAL</b>						
112 CLASSIFIED SALARIES	75,416.16	76,031.48	83,220.85	94,874.76	94,874.76	94,874.76
113 ADMINISTRATORS	178,962.71	195,751.00	199,666.02	219,916.32	219,916.32	219,916.32
121 SUBSTITUTES-LICENSED	64.74	0.00	0.00	0.00	0.00	0.00
122 SUBSTITUTES-CLASSIFIED	96.89	0.00	1,352.23	1,352.23	1,352.23	1,352.23
126 VACANCY - CLASSIFIED	0.00	470.99	0.00	0.00	0.00	0.00
131 EXTRA DUTY	32.37	327.29	0.00	0.00	0.00	0.00
190 TRAVEL STIPEND	4,200.00	4,200.00	4,284.00	4,368.00	4,368.00	4,368.00
211 EMPLOYER CONTRIBUTION	100.91	0.00	144.39	2.35	2.35	2.35
212 EMPLOYER PD PERS PU 6.00%	15,522.58	16,606.82	17,826.02	19,745.32	19,745.32	19,745.32
213 PERS UAL	47,033.09	50,318.64	18,775.40	4,771.48	4,771.48	4,771.48
214 PERS BOND	0.00	0.00	35,261.85	47,189.50	47,189.50	47,189.50
216 OPSRP	21,670.21	23,249.65	16,354.02	26,109.52	26,109.52	26,109.52
220 FICA	19,011.30	20,278.56	22,806.42	25,253.52	25,253.52	25,253.52
231 WORKERS' COMPENSATION	1,237.82	1,116.67	2,384.98	2,640.89	2,640.89	2,640.89
232 UNEMPLOYMENT COMPENSATION	0.00	0.00	1,490.62	1,650.56	1,650.56	1,650.56
233 FAMILY & MEDICAL LEAVE INSURANCE	0.00	0.00	596.25	660.22	660.22	660.22
241 LICENSED INSURANCE	0.00	0.00	0.00	0.00	0.00	0.00
242 CLASSIFIED INSURANCE	32,266.76	32,777.52	33,300.00	33,300.00	33,300.00	33,300.00
244 ADMIN/CONFID INSURANCE	36,841.18	38,328.16	39,080.61	39,464.40	39,464.40	39,464.40
245 DISTRICT PD TSA	9,600.00	9,600.00	9,600.00	9,600.00	9,600.00	9,600.00
246 DISTRICT PD TSA--LICENSED	0.00	0.00	0.00	0.00	0.00	0.00
247 DISTRICT PD TSA--CLASSIFI	9.90	0.00	0.00	0.00	0.00	0.00
322 REPAIRS & MAINTENANCE	0.00	0.00	500.00	500.00	500.00	500.00
332 NON-REIMBURSABLE STUDENT	0.00	0.00	0.00	0.00	0.00	0.00
342 TRAVEL, OUT OF DISTRICT	0.00	0.00	0.00	0.00	0.00	0.00
389 NON INSTRUCTION PROF/TECH	60.72	48.20	0.00	0.00	0.00	0.00
410 SUPPLIES AND MATERIALS	243.93	886.46	1,200.00	1,000.00	1,000.00	1,000.00
460 NON-CONSUMABLE ITEMS	53.79	107.66	300.00	210.00	210.00	210.00
470 COMPUTER SOFTWARE	0.00	376.70	0.00	0.00	0.00	0.00
<b>2410 OFFICE OF THE PRINCIPAL</b>	<b>442,425.06</b>	<b>470,475.80</b>	<b>488,143.65</b>	<b>532,609.05</b>	<b>532,609.05</b>	<b>532,609.05</b>

CASCADE MIDDLE SCHOOL ACCOUNT NUMBER / TITLE	ACTUAL 2019-20	ACTUAL 2020-21	ADOPTED 2021-22	PROPOSED 2022-23	APPROVED 2022-23	ADOPTED 2022-23
<b>FUNCTION 2542 MAINTENANCE OF PLANT</b>						
112 CLASSIFIED SALARIES	90,664.92	92,678.64	83,399.84	85,587.12	85,587.12	85,587.12
122 SUBSTITUTES-CLASSIFIED	4,042.77	0.00	6,667.03	6,667.03	6,667.03	6,667.03
131 EXTRA DUTY	777.44	0.00	0.00	0.00	0.00	0.00
211 EMPLOYER CONTRIBUTION	210.80	0.00	3,515.47	11.57	11.57	11.57
212 EMPLOYER PD PERS PU 6.00%	4,066.23	4,493.33	5,101.48	5,292.22	5,292.22	5,292.22
213 PERS UAL	12,985.67	13,614.81	5,366.94	1,277.44	1,277.44	1,277.44
214 PERS BOND	0.00	0.00	10,210.83	12,792.93	12,792.93	12,792.93
216 OPSRP	5,872.16	6,290.64	2,395.42	6,904.17	6,904.17	6,904.17
220 FICA	7,081.80	6,870.47	6,890.12	7,133.32	7,133.32	7,133.32
231 WORKERS' COMPENSATION	1,314.82	1,328.80	720.53	745.97	745.97	745.97
232 UNEMPLOYMENT COMPENSATION	0.00	0.00	450.33	466.23	466.23	466.23
233 FAMILY & MEDICAL LEAVE INSURANCE	0.00	0.00	180.13	186.49	186.49	186.49
242 CLASSIFIED INSURANCE	24,599.60	23,373.66	20,868.00	20,868.00	20,868.00	20,868.00
247 DISTRICT PD TSA--CLASSIFI	0.00	293.00	0.00	991.80	991.80	991.80
322 REPAIRS & MAINTENANCE	0.00	0.00	600.00	600.00	600.00	600.00
410 SUPPLIES AND MATERIALS	9,365.24	4,424.86	6,500.00	5,000.00	5,000.00	5,000.00
460 NON-CONSUMABLE ITEMS	30.98	0.00	0.00	0.00	0.00	0.00
<b>2542 MAINTENANCE OF PLANT</b>	<b>161,012.43</b>	<b>153,368.21</b>	<b>152,866.12</b>	<b>154,524.27</b>	<b>154,524.27</b>	<b>154,524.27</b>

Shasta Tab goes here

BACK OF TAB

SHASTA MIDDLE SCHOOL ACCOUNT NUMBER / TITLE	ACTUAL 2019-20	ACTUAL 2020-21	ADOPTED 2021-22	PROPOSED 2022-23	APPROVED 2022-23	ADOPTED 2022-23
<b>FUNCTION 1121 MIDDLE / JUNIOR INSTRUCTION</b>						
111 LICENSED SALARIES	835,001.63	905,446.16	922,936.81	1,059,579.45	1,059,579.45	1,059,579.45
112 CLASSIFIED SALARIES	10,127.33	8,533.41	9,733.36	0.00	0.00	0.00
121 SUBSTITUTES-LICENSED	14,031.75	421.44	37,035.84	37,035.84	37,035.84	37,035.84
122 SUBSTITUTES-CLASSIFIED	586.43	93.17	2,330.61	2,330.61	2,330.61	2,330.61
124 TEMPORARY-CLASSIFIED	0.00	13.31	0.00	0.00	0.00	0.00
131 EXTRA DUTY	601.10	935.67	0.00	0.00	0.00	0.00
211 EMPLOYER CONTRIBUTION	42,306.36	40,413.92	27,947.65	38,303.19	38,303.19	38,303.19
212 EMPLOYER PD PERS PU 6.00%	50,779.52	51,756.87	56,458.48	64,171.67	64,171.67	64,171.67
213 PERS UAL	155,221.43	156,918.75	60,296.82	15,697.94	15,697.94	15,697.94
214 PERS BOND	0.00	0.00	113,200.64	155,197.81	155,197.81	155,197.81
216 OPSRP	46,060.77	47,992.90	34,937.20	58,410.41	58,410.41	58,410.41
220 FICA	63,042.32	67,907.45	74,811.55	84,645.86	84,645.86	84,645.86
231 WORKERS' COMPENSATION	3,916.55	3,661.57	7,823.43	8,851.85	8,851.85	8,851.85
232 UNEMPLOYMENT COMPENSATION	0.00	0.00	4,889.64	5,532.41	5,532.41	5,532.41
233 FAMILY & MEDICAL LEAVE INSURANCE	0.00	0.00	1,955.86	2,212.96	2,212.96	2,212.96
241 LICENSED INSURANCE	230,036.06	249,832.31	240,105.70	282,444.08	282,444.08	282,444.08
242 CLASSIFIED INSURANCE	9.87	5.24	0.00	0.00	0.00	0.00
246 DISTRICT PD TSA--LICENSED	5,819.86	7,002.31	5,648.81	7,535.95	7,535.95	7,535.95
247 DISTRICT PD TSA--CLASSIFI	259.27	207.78	243.33	0.00	0.00	0.00
324 RENTALS	2,915.77	1,546.99	6,000.00	6,801.48	6,801.48	6,801.48
353 POSTAGE	1,153.70	2,340.24	3,000.00	3,000.00	3,000.00	3,000.00
410 SUPPLIES AND MATERIALS	1,052.95	0.00	3,000.00	5,016.00	5,016.00	5,016.00
420 TEXTBOOKS	0.00	0.00	0.00	0.00	0.00	0.00
460 NON-CONSUMABLE ITEMS	0.00	0.00	1,000.00	1,000.00	1,000.00	1,000.00
470 COMPUTER SOFTWARE	40.00	0.00	0.00	0.00	0.00	0.00
480 COMPUTER HARDWARE	0.00	0.00	3,000.00	3,000.00	3,000.00	3,000.00
<b>1121 MIDDLE / JUNIOR INSTRUCTION</b>	<b>1,462,962.67</b>	<b>1,545,029.49</b>	<b>1,616,355.74</b>	<b>1,840,767.52</b>	<b>1,840,767.52</b>	<b>1,840,767.52</b>

SHASTA MIDDLE SCHOOL ACCOUNT NUMBER / TITLE	ACTUAL 2019-20	ACTUAL 2020-21	ADOPTED 2021-22	PROPOSED 2022-23	APPROVED 2022-23	ADOPTED 2022-23
<b>FUNCTION 1122 MIDDLE / JUNIOR EXTRACURRICULAR</b>						
131 EXTRA DUTY	10,075.21	6,304.00	10,120.44	10,318.88	10,318.88	10,318.88
211 EMPLOYER CONTRIBUTION	841.68	183.69	548.70	714.69	714.69	714.69
212 EMPLOYER PD PERS PU 6.00%	591.16	378.22	607.23	619.13	619.13	619.13
213 PERS UAL	1,791.56	1,146.10	639.61	149.62	149.62	149.62
214 PERS BOND	0.00	0.00	1,200.28	1,478.70	1,478.70	1,478.70
216 OPSRP	317.31	418.15	209.25	305.78	305.78	305.78
220 FICA	730.86	468.65	774.21	789.39	789.39	789.39
231 WORKERS' COMPENSATION	44.53	25.27	80.96	82.55	82.55	82.55
232 UNEMPLOYMENT COMPENSATION	0.00	0.00	50.60	51.59	51.59	51.59
233 FAMILY & MEDICAL LEAVE INSURANCE	0.00	0.00	20.24	20.64	20.64	20.64
241 LICENSED INSURANCE	0.00	222.66	0.00	0.00	0.00	0.00
<b>1122 MIDDLE / JUNIOR EXTRACURRICULAR</b>	<b>14,392.31</b>	<b>9,146.74</b>	<b>14,251.53</b>	<b>14,530.98</b>	<b>14,530.98</b>	<b>14,530.98</b>

SHASTA MIDDLE SCHOOL ACCOUNT NUMBER / TITLE	ACTUAL 2019-20	ACTUAL 2020-21	ADOPTED 2021-22	PROPOSED 2022-23	APPROVED 2022-23	ADOPTED 2022-23
<b>FUNCTION 2122 COUNSELING SERVICES</b>						
111 LICENSED SALARIES	57,463.69	61,624.09	64,961.78	57,272.62	57,272.62	57,272.62
121 SUBSTITUTES-LICENSED	25.94	0.00	0.00	0.00	0.00	0.00
122 SUBSTITUTES-CLASSIFIED	0.00	0.00	0.00	0.00	0.00	0.00
131 EXTRA DUTY	0.00	0.00	0.00	0.00	0.00	0.00
211 EMPLOYER CONTRIBUTION	0.00	0.00	0.00	0.00	0.00	0.00
212 EMPLOYER PD PERS PU 6.00%	3,449.90	3,697.44	3,897.71	3,436.36	3,436.36	3,436.36
213 PERS UAL	10,453.10	11,203.26	4,105.58	830.45	830.45	830.45
214 PERS BOND	0.00	0.00	7,704.47	8,207.17	8,207.17	8,207.17
216 OPSRP	4,829.81	5,176.44	3,598.88	4,547.45	4,547.45	4,547.45
220 FICA	4,137.02	4,462.71	4,969.58	4,381.36	4,381.36	4,381.36
231 WORKERS' COMPENSATION	262.64	247.61	519.69	458.18	458.18	458.18
232 UNEMPLOYMENT COMPENSATION	0.00	0.00	324.81	286.36	286.36	286.36
233 FAMILY & MEDICAL LEAVE INSURANCE	0.00	0.00	129.92	114.55	114.55	114.55
241 LICENSED INSURANCE	17,924.88	18,283.32	18,648.99	18,648.96	18,648.96	18,648.96
246 DISTRICT PD TSA--LICENSED	1,437.12	1,540.56	0.00	0.00	0.00	0.00
410 SUPPLIES AND MATERIALS	0.00	0.00	500.00	200.00	200.00	200.00
<b>2122 COUNSELING SERVICES</b>	<b>99,984.10</b>	<b>106,235.43</b>	<b>109,361.40</b>	<b>98,383.45</b>	<b>98,383.45</b>	<b>98,383.45</b>

SHASTA MIDDLE SCHOOL ACCOUNT NUMBER / TITLE	ACTUAL 2019-20	ACTUAL 2020-21	ADOPTED 2021-22	PROPOSED 2022-23	APPROVED 2022-23	ADOPTED 2022-23
<b>FUNCTION 2222 MEDIA / LIBRARY</b>						
112 CLASSIFIED SALARIES	27,174.27	28,572.32	29,146.56	33,709.44	33,709.44	33,709.44
122 SUBSTITUTES-CLASSIFIED	3,114.88	0.00	0.00	0.00	0.00	0.00
131 EXTRA DUTY	0.00	0.00	0.00	0.00	0.00	0.00
211 EMPLOYER CONTRIBUTION	3,763.64	3,957.24	2,584.21	3,818.02	3,818.02	3,818.02
212 EMPLOYER PD PERS PU 6.00%	1,630.42	1,714.32	1,792.51	2,073.13	2,073.13	2,073.13
213 PERS UAL	5,490.61	5,194.43	1,888.11	501.01	501.01	501.01
214 PERS BOND	0.00	0.00	3,543.20	4,951.33	4,951.33	4,951.33
216 OPSRP	254.28	0.00	0.00	0.00	0.00	0.00
220 FICA	2,180.72	2,047.56	2,285.45	2,643.24	2,643.24	2,643.24
231 WORKERS' COMPENSATION	154.29	123.77	239.00	276.42	276.42	276.42
232 UNEMPLOYMENT COMPENSATION	0.00	0.00	149.38	172.76	172.76	172.76
233 FAMILY & MEDICAL LEAVE INSURANCE	0.00	0.00	59.75	69.10	69.10	69.10
242 CLASSIFIED INSURANCE	14,100.00	14,316.00	14,532.00	14,532.00	14,532.00	14,532.00
247 DISTRICT PD TSA--CLASSIFI	697.37	714.35	728.66	842.74	842.74	842.74
322 REPAIRS & MAINTENANCE	0.00	0.00	500.00	500.00	500.00	500.00
410 SUPPLIES AND MATERIALS	235.59	481.95	500.00	500.00	500.00	500.00
430 LIBRARY BOOKS	198.81	709.27	1,500.00	1,500.00	1,500.00	1,500.00
440 PERIODICALS	65.00	249.90	500.00	200.00	200.00	200.00
460 NON-CONSUMABLE ITEMS	0.00	0.00	500.00	304.00	304.00	304.00
470 COMPUTER SOFTWARE	0.00	0.00	1,000.00	1,000.00	1,000.00	1,000.00
640 DUES & FEES	0.00	0.00	0.00	0.00	0.00	0.00
<b>2222 MEDIA / LIBRARY</b>	<b>59,059.88</b>	<b>58,081.11</b>	<b>61,448.84</b>	<b>67,593.18</b>	<b>67,593.18</b>	<b>67,593.18</b>



SHASTA MIDDLE SCHOOL ACCOUNT NUMBER / TITLE	ACTUAL 2019-20	ACTUAL 2020-21	ADOPTED 2021-22	PROPOSED 2022-23	APPROVED 2022-23	ADOPTED 2022-23
<b>FUNCTION 2410 OFFICE OF THE PRINCIPAL</b>						
112 CLASSIFIED SALARIES	107,109.54	96,697.09	104,254.38	114,696.09	114,696.09	114,696.09
113 ADMINISTRATORS	217,691.40	207,741.00	237,653.88	228,545.20	228,545.20	228,545.20
122 SUBSTITUTES-CLASSIFIED	3,353.35	0.00	1,126.81	1,126.81	1,126.81	1,126.81
131 EXTRA DUTY	45.62	9.69	0.00	0.00	0.00	0.00
190 TRAVEL STIPEND	4,200.00	4,200.00	4,284.00	4,368.00	4,368.00	4,368.00
211 EMPLOYER CONTRIBUTION	26,320.80	17,233.92	18,255.42	15,147.77	15,147.77	15,147.77
212 EMPLOYER PD PERS PU 6.00%	19,089.27	17,380.87	21,480.07	21,449.03	21,449.03	21,449.03
213 PERS UAL	57,840.54	52,664.07	22,624.55	5,183.26	5,183.26	5,183.26
214 PERS BOND	0.00	0.00	42,480.39	51,253.36	51,253.36	51,253.36
216 OPSRP	10,761.53	13,880.86	8,130.63	17,484.40	17,484.40	17,484.40
220 FICA	24,295.24	22,925.71	27,452.28	27,412.71	27,412.71	27,412.71
231 WORKERS' COMPENSATION	1,606.69	1,249.88	2,870.83	2,866.69	2,866.69	2,866.69
232 UNEMPLOYMENT COMPENSATION	0.00	0.00	1,794.27	1,791.68	1,791.68	1,791.68
233 FAMILY & MEDICAL LEAVE INSURANCE	0.00	0.00	717.71	716.67	716.67	716.67
242 CLASSIFIED INSURANCE	36,486.19	31,814.24	33,528.00	45,960.00	45,960.00	45,960.00
244 ADMIN/CONFID INSURANCE	39,006.17	38,628.16	39,080.61	39,464.40	39,464.40	39,464.40
245 DISTRICT PD TSA	9,600.00	4,800.00	9,600.00	9,600.00	9,600.00	9,600.00
247 DISTRICT PD TSA--CLASSIFI	1,870.31	676.69	1,934.29	0.00	0.00	0.00
318 PROF & IMP COSTS NON-INST	0.00	0.00	0.00	0.00	0.00	0.00
342 TRAVEL, OUT OF DISTRICT	0.00	0.00	0.00	0.00	0.00	0.00
353 POSTAGE	0.00	0.00	0.00	0.00	0.00	0.00
389 NON INSTRUCTION PROF/TECH	0.00	0.00	0.00	0.00	0.00	0.00
410 SUPPLIES AND MATERIALS	75.00	0.00	500.00	500.00	500.00	500.00
460 NON-CONSUMABLE ITEMS	448.98	337.49	0.00	0.00	0.00	0.00
<b>2410 OFFICE OF THE PRINCIPAL</b>	<b>559,800.63</b>	<b>510,239.67</b>	<b>577,768.12</b>	<b>587,566.07</b>	<b>587,566.07</b>	<b>587,566.07</b>

SHASTA MIDDLE SCHOOL ACCOUNT NUMBER / TITLE	ACTUAL 2019-20	ACTUAL 2020-21	ADOPTED 2021-22	PROPOSED 2022-23	APPROVED 2022-23	ADOPTED 2022-23
<b>FUNCTION 2542 MAINTENANCE OF PLANT</b>						
112 CLASSIFIED SALARIES	100,175.85	89,094.20	91,134.08	96,068.88	96,068.88	96,068.88
122 SUBSTITUTES-CLASSIFIED	2,019.78	0.00	11,082.51	11,082.51	11,082.51	11,082.51
126 VACANCY - CLASSIFIED	0.00	1,275.30	0.00	0.00	0.00	0.00
131 EXTRA DUTY	794.22	0.00	0.00	0.00	0.00	0.00
211 EMPLOYER CONTRIBUTION	88.80	0.00	15.05	19.23	19.23	19.23
212 EMPLOYER PD PERS PU 6.00%	5,744.00	5,157.29	5,630.09	5,926.18	5,926.18	5,926.18
213 PERS UAL	17,707.46	15,858.40	5,919.37	1,429.64	1,429.64	1,429.64
214 PERS BOND	0.00	0.00	11,339.78	14,408.59	14,408.59	14,408.59
216 OPSRP	8,127.81	7,327.36	5,083.39	7,677.41	7,677.41	7,677.41
220 FICA	7,521.78	6,452.86	7,819.57	8,197.08	8,197.08	8,197.08
231 WORKERS' COMPENSATION	2,944.27	2,323.70	817.73	857.21	857.21	857.21
232 UNEMPLOYMENT COMPENSATION	0.00	0.00	511.08	535.76	535.76	535.76
233 FAMILY & MEDICAL LEAVE INSURANCE	0.00	0.00	204.43	214.30	214.30	214.30
242 CLASSIFIED INSURANCE	28,228.33	29,383.34	26,976.00	26,976.00	26,976.00	26,976.00
247 DISTRICT PD TSA--CLASSIFI	0.00	0.00	0.00	0.00	0.00	0.00
322 REPAIRS & MAINTENANCE	18.28	0.00	2,444.00	2,444.00	2,444.00	2,444.00
410 SUPPLIES AND MATERIALS	6,842.55	2,991.33	5,000.00	5,000.00	5,000.00	5,000.00
460 NON-CONSUMABLE ITEMS	604.73	0.00	0.00	0.00	0.00	0.00
<b>2542 MAINTENANCE OF PLANT</b>	<b>180,817.86</b>	<b>159,863.78</b>	<b>173,977.09</b>	<b>180,836.79</b>	<b>180,836.79</b>	<b>180,836.79</b>

SHASTA MIDDLE SCHOOL ACCOUNT NUMBER / TITLE	ACTUAL 2019-20	ACTUAL 2020-21	ADOPTED 2021-22	PROPOSED 2022-23	APPROVED 2022-23	ADOPTED 2022-23
<b>FUNCTION 2550 TRANSPORTATION</b>						
331 REIMBURSABLE STUDENT TRAN	353.71	0.00	0.00	0.00	0.00	0.00
<b>2550 TRANSPORTATION</b>	<b>353.71</b>	<b>0.00</b>	<b>0.00</b>	<b>0.00</b>	<b>0.00</b>	<b>0.00</b>

\*\*\* This page intentionally left blank \*\*\*

Willamette HS Tab goes here

BACK OF TAB

WILLAMETTE HIGH SCHOOL ACCOUNT NUMBER / TITLE	ACTUAL 2019-20	ACTUAL 2020-21	ADOPTED 2021-22	PROPOSED 2022-23	APPROVED 2022-23	ADOPTED 2022-23
--	-------------------	-------------------	--------------------	---------------------	---------------------	--------------------

**FUNCTION 1131 HIGH SCHOOL INSTRUCTION**

111 LICENSED SALARIES	3,387,868.83	3,639,239.09	3,762,348.00	4,124,015.98	4,124,015.98	4,124,015.98
112 CLASSIFIED SALARIES	90,947.01	89,364.99	102,048.31	98,219.94	98,219.94	98,219.94
121 SUBSTITUTES-LICENSED	62,285.34	20,018.40	111,749.55	111,749.55	111,749.55	111,749.55
122 SUBSTITUTES-CLASSIFIED	1,310.36	163.33	6,148.88	6,148.88	6,148.88	6,148.88
123 TEMPORARY-LICENSED	0.00	1,580.40	0.00	0.00	0.00	0.00
131 EXTRA DUTY	19,680.03	35,464.25	14,133.12	14,410.24	14,410.24	14,410.24
211 EMPLOYER CONTRIBUTION	195,578.69	205,936.01	145,018.49	161,912.04	161,912.04	161,912.04
212 EMPLOYER PD PERS PU 6.00%	202,155.26	221,245.57	234,860.45	256,575.72	256,575.72	256,575.72
213 PERS UAL	628,755.16	680,989.55	249,883.21	62,578.66	62,578.66	62,578.66
214 PERS BOND	0.00	0.00	469,054.90	618,605.03	618,605.03	618,605.03
216 OPSRP	171,895.67	189,837.22	126,116.11	226,260.81	226,260.81	226,260.81
220 FICA	258,228.77	277,372.25	307,925.93	335,612.91	335,612.91	335,612.91
231 WORKERS' COMPENSATION	16,230.50	15,052.10	32,201.40	35,096.78	35,096.78	35,096.78
232 UNEMPLOYMENT COMPENSATION	0.00	0.00	20,125.88	21,935.48	21,935.48	21,935.48
233 FAMILY & MEDICAL LEAVE INSURANCE	0.00	0.00	8,050.35	8,774.19	8,774.19	8,774.19
241 LICENSED INSURANCE	955,777.32	993,341.63	966,000.30	983,497.19	983,497.19	983,497.19
242 CLASSIFIED INSURANCE	43,523.86	40,624.82	49,279.76	36,756.00	36,756.00	36,756.00
246 DISTRICT PD TSA--LICENSED	30,353.53	36,926.37	28,370.10	31,621.95	31,621.95	31,621.95
247 DISTRICT PD TSA--CLASSIFI	359.02	370.32	377.64	930.34	930.34	930.34
248 DISTRICT PD TSA--SUPV/CON	0.00	0.00	0.00	0.00	0.00	0.00
270 RETIREE INSURANCE	0.00	0.00	0.00	0.00	0.00	0.00
311 INSTRUCTION SERVICES	27,291.13	0.00	24,369.87	0.00	0.00	0.00
312 INST PROGRAM IMP SERVICES	0.00	0.00	0.00	0.00	0.00	0.00
318 PROF & IMP COSTS NON-INST	0.00	2,272.50	0.00	0.00	0.00	0.00
321 CLEANING SERVICES	0.00	0.00	250.00	250.00	250.00	250.00
322 REPAIRS & MAINTENANCE	3,543.49	2,157.98	1,700.00	1,700.00	1,700.00	1,700.00
324 RENTALS	11,619.36	8,243.83	15,972.00	15,972.16	15,972.16	15,972.16
341 TRAVEL, LOCAL IN DISTRICT	0.00	0.00	0.00	0.00	0.00	0.00
342 TRAVEL, OUT OF DISTRICT	2,554.11	99.00	3,000.00	3,000.00	3,000.00	3,000.00
353 POSTAGE	8,274.75	6,921.65	6,000.00	6,000.00	6,000.00	6,000.00
389 NON INSTRUCTION PROF/TECH	2,043.50	2,007.31	7,000.00	7,000.00	7,000.00	7,000.00
410 SUPPLIES AND MATERIALS	28,947.10	39,727.94	96,350.00	95,000.00	95,000.00	95,000.00
411 COPIER SUPPLIES	6,336.00	1,531.79	5,000.00	5,000.00	5,000.00	5,000.00

WILLAMETTE HIGH SCHOOL ACCOUNT NUMBER / TITLE	ACTUAL 2019-20	ACTUAL 2020-21	ADOPTED 2021-22	PROPOSED 2022-23	APPROVED 2022-23	ADOPTED 2022-23
<b>FUNCTION 1131 HIGH SCHOOL INSTRUCTION</b>						
420 TEXTBOOKS	721.09	571.60	0.00	0.00	0.00	0.00
460 NON-CONSUMABLE ITEMS	5,278.31	13,993.28	0.00	0.00	0.00	0.00
470 COMPUTER SOFTWARE	2,708.69	909.99	0.00	0.00	0.00	0.00
480 COMPUTER HARDWARE	531.09	1,599.60	10,000.00	10,000.00	10,000.00	10,000.00
640 DUES & FEES	16,047.00	0.00	4,500.00	4,500.00	4,500.00	4,500.00
<b>1131 HIGH SCHOOL INSTRUCTION</b>	<b>6,180,844.97</b>	<b>6,527,562.77</b>	<b>6,807,834.25</b>	<b>7,283,123.86</b>	<b>7,283,123.86</b>	<b>7,283,123.86</b>



WILLAMETTE HIGH SCHOOL ACCOUNT NUMBER / TITLE	ACTUAL 2019-20	ACTUAL 2020-21	ADOPTED 2021-22	PROPOSED 2022-23	APPROVED 2022-23	ADOPTED 2022-23
<b>FUNCTION 1132 HIGH SCHOOL EXTRACURRICULAR</b>						
111 LICENSED SALARIES	59,013.00	63,873.00	67,333.00	50,492.00	50,492.00	50,492.00
112 CLASSIFIED SALARIES	7,381.42	0.00	8,062.60	0.00	0.00	0.00
113 ADMINISTRATORS	92,482.00	100,064.00	102,065.28	114,005.84	114,005.84	114,005.84
121 SUBSTITUTES-LICENSED	126.60	307.71	96.97	96.97	96.97	96.97
122 SUBSTITUTES-CLASSIFIED	141.30	0.00	1,153.21	1,153.21	1,153.21	1,153.21
131 EXTRA DUTY	308,044.16	250,415.74	309,212.72	315,275.72	315,275.72	315,275.72
190 TRAVEL STIPEND	0.00	0.00	0.00	0.00	0.00	0.00
211 EMPLOYER CONTRIBUTION	7,181.44	3,453.85	13,227.61	4,257.71	4,257.71	4,257.71
212 EMPLOYER PD PERS PU 6.00%	13,481.61	16,058.88	18,997.72	19,761.63	19,761.63	19,761.63
213 PERS UAL	51,899.09	58,770.67	20,011.96	4,775.96	4,775.96	4,775.96
214 PERS BOND	0.00	0.00	37,578.18	47,228.81	47,228.81	47,228.81
216 OPSRP	19,624.59	25,068.63	9,060.38	23,078.85	23,078.85	23,078.85
220 FICA	34,798.41	31,170.47	37,708.79	37,165.52	37,165.52	37,165.52
231 WORKERS' COMPENSATION	2,190.43	1,706.84	3,943.40	3,886.59	3,886.59	3,886.59
232 UNEMPLOYMENT COMPENSATION	0.00	6.65	2,464.63	2,429.12	2,429.12	2,429.12
233 FAMILY & MEDICAL LEAVE INSURANCE	0.00	0.00	985.85	971.65	971.65	971.65
241 LICENSED INSURANCE	28,776.12	21,372.39	18,648.99	18,648.96	18,648.96	18,648.96
242 CLASSIFIED INSURANCE	1,726.75	2.04	0.00	0.00	0.00	0.00
244 ADMIN/CONFID INSURANCE	19,204.33	19,164.08	19,540.30	19,732.20	19,732.20	19,732.20
246 DISTRICT PD TSA--LICENSED	670.68	689.31	0.00	0.00	0.00	0.00
247 DISTRICT PD TSA--CLASSIFI	189.83	0.00	201.57	0.00	0.00	0.00
311 INSTRUCTION SERVICES	0.00	0.00	0.00	0.00	0.00	0.00
319 OTHER INST, PROF & TECH	0.00	0.00	0.00	0.00	0.00	0.00
342 TRAVEL, OUT OF DISTRICT	0.00	0.00	0.00	0.00	0.00	0.00
389 NON INSTRUCTION PROF/TECH	0.00	1,264.31	0.00	0.00	0.00	0.00
410 SUPPLIES AND MATERIALS	1,918.08	1,218.74	11,000.00	21,000.00	21,000.00	21,000.00
460 NON-CONSUMABLE ITEMS	0.00	14.23	0.00	0.00	0.00	0.00
640 DUES & FEES	474.00	129.00	400.00	400.00	400.00	400.00
<b>1132 HIGH SCHOOL EXTRACURRICULAR</b>	<b>649,323.84</b>	<b>594,750.54</b>	<b>681,693.15</b>	<b>684,360.73</b>	<b>684,360.73</b>	<b>684,360.73</b>

WILLAMETTE HIGH SCHOOL ACCOUNT NUMBER / TITLE	ACTUAL 2019-20	ACTUAL 2020-21	ADOPTED 2021-22	PROPOSED 2022-23	APPROVED 2022-23	ADOPTED 2022-23
<b>FUNCTION 1292 TEEN PARENT PROGRAMS</b>						
111 LICENSED SALARIES	0.00	0.00	0.00	0.00	0.00	0.00
112 CLASSIFIED SALARIES	15,487.78	16,355.43	16,683.03	0.00	0.00	0.00
121 SUBSTITUTES-LICENSED	0.00	0.00	0.00	0.00	0.00	0.00
122 SUBSTITUTES-CLASSIFIED	0.00	0.00	0.00	0.00	0.00	0.00
131 EXTRA DUTY	0.00	0.00	0.00	0.00	0.00	0.00
211 EMPLOYER CONTRIBUTION	0.00	0.00	0.00	0.00	0.00	0.00
212 EMPLOYER PD PERS PU 6.00%	929.27	981.36	1,000.98	0.00	0.00	0.00
213 PERS UAL	2,815.64	2,973.37	1,054.37	0.00	0.00	0.00
214 PERS BOND	0.00	0.00	1,978.61	0.00	0.00	0.00
216 OPSRP	1,300.96	1,373.88	924.24	0.00	0.00	0.00
220 FICA	1,184.82	1,251.12	1,276.25	0.00	0.00	0.00
231 WORKERS' COMPENSATION	79.89	69.89	133.46	0.00	0.00	0.00
232 UNEMPLOYMENT COMPENSATION	0.00	0.00	83.42	0.00	0.00	0.00
233 FAMILY & MEDICAL LEAVE INSURANCE	0.00	0.00	33.37	0.00	0.00	0.00
241 LICENSED INSURANCE	0.00	0.00	0.00	0.00	0.00	0.00
242 CLASSIFIED INSURANCE	0.00	0.00	0.00	0.00	0.00	0.00
246 DISTRICT PD TSA--LICENSED	0.00	0.00	0.00	0.00	0.00	0.00
247 DISTRICT PD TSA--CLASSIFI	0.00	0.00	0.00	0.00	0.00	0.00
<b>1292 TEEN PARENT PROGRAMS</b>	<b>21,798.36</b>	<b>23,005.05</b>	<b>23,167.72</b>	<b>0.00</b>	<b>0.00</b>	<b>0.00</b>

WILLAMETTE HIGH SCHOOL ACCOUNT NUMBER / TITLE	ACTUAL 2019-20	ACTUAL 2020-21	ADOPTED 2021-22	PROPOSED 2022-23	APPROVED 2022-23	ADOPTED 2022-23
<b>FUNCTION 2115 STUDENT SAFETY</b>						
112 CLASSIFIED SALARIES	43,977.88	47,079.76	48,029.80	58,383.78	58,383.78	58,383.78
121 SUBSTITUTES-LICENSED	0.00	0.00	0.00	0.00	0.00	0.00
122 SUBSTITUTES-CLASSIFIED	0.00	0.00	0.00	0.00	0.00	0.00
131 EXTRA DUTY	873.52	115.96	0.00	0.00	0.00	0.00
211 EMPLOYER CONTRIBUTION	0.00	0.00	0.00	0.00	0.00	0.00
212 EMPLOYER PD PERS PU 6.00%	2,690.62	2,831.75	2,881.79	3,503.03	3,503.03	3,503.03
213 PERS UAL	8,152.57	8,580.19	3,035.48	846.56	846.56	846.56
214 PERS BOND	0.00	0.00	5,696.33	8,366.40	8,366.40	8,366.40
216 OPSRP	3,766.93	3,964.43	2,660.85	4,635.67	4,635.67	4,635.67
220 FICA	3,206.74	3,361.56	3,674.28	4,466.36	4,466.36	4,466.36
231 WORKERS' COMPENSATION	226.26	204.39	384.24	467.07	467.07	467.07
232 UNEMPLOYMENT COMPENSATION	0.00	0.00	240.15	291.92	291.92	291.92
233 FAMILY & MEDICAL LEAVE INSURANCE	0.00	0.00	96.06	116.77	116.77	116.77
242 CLASSIFIED INSURANCE	26,088.23	26,592.00	26,976.00	26,976.00	26,976.00	26,976.00
247 DISTRICT PD TSA--CLASSIFI	0.00	0.00	0.00	0.00	0.00	0.00
<b>2115 STUDENT SAFETY</b>	<b>88,982.75</b>	<b>92,730.04</b>	<b>93,674.98</b>	<b>108,053.56</b>	<b>108,053.56</b>	<b>108,053.56</b>

WILLAMETTE HIGH SCHOOL ACCOUNT NUMBER / TITLE	ACTUAL 2019-20	ACTUAL 2020-21	ADOPTED 2021-22	PROPOSED 2022-23	APPROVED 2022-23	ADOPTED 2022-23
<b>FUNCTION 2122 COUNSELING SERVICES</b>						
111 LICENSED SALARIES	265,699.30	287,368.02	289,808.26	305,991.50	305,991.50	305,991.50
112 CLASSIFIED SALARIES	149,782.65	93,211.81	161,635.11	84,230.62	84,230.62	84,230.62
121 SUBSTITUTES-LICENSED	0.00	0.00	0.00	0.00	0.00	0.00
122 SUBSTITUTES-CLASSIFIED	0.00	0.00	275.61	275.61	275.61	275.61
124 TEMPORARY-CLASSIFIED	0.00	0.00	0.00	0.00	0.00	0.00
131 EXTRA DUTY	916.53	75.00	0.00	0.00	0.00	0.00
211 EMPLOYER CONTRIBUTION	28,013.14	24,834.69	11,148.13	0.48	0.48	0.48
212 EMPLOYER PD PERS PU 6.00%	23,784.11	22,345.23	27,280.55	23,790.27	23,790.27	23,790.27
213 PERS UAL	72,065.92	67,705.56	28,735.24	5,749.25	5,749.25	5,749.25
214 PERS BOND	0.00	0.00	53,929.80	56,825.43	56,825.43	56,825.43
216 OPSRP	16,307.89	16,220.89	18,046.46	31,478.35	31,478.35	31,478.35
220 FICA	30,253.90	27,863.04	34,798.64	30,348.54	30,348.54	30,348.54
231 WORKERS' COMPENSATION	1,961.58	1,542.35	3,639.07	3,173.70	3,173.70	3,173.70
232 UNEMPLOYMENT COMPENSATION	0.00	0.00	2,274.42	1,983.56	1,983.56	1,983.56
233 FAMILY & MEDICAL LEAVE INSURANCE	0.00	0.00	909.77	793.43	793.43	793.43
241 LICENSED INSURANCE	70,205.78	73,133.28	74,595.95	74,595.84	74,595.84	74,595.84
242 CLASSIFIED INSURANCE	70,145.05	37,150.60	73,143.00	33,300.00	33,300.00	33,300.00
246 DISTRICT PD TSA--LICENSED	2,518.00	3,102.00	2,960.62	6,215.17	6,215.17	6,215.17
247 DISTRICT PD TSA--CLASSIFI	194.78	200.52	204.65	0.00	0.00	0.00
342 TRAVEL, OUT OF DISTRICT	0.00	12.71	0.00	0.00	0.00	0.00
410 SUPPLIES AND MATERIALS	0.00	47.97	750.00	750.00	750.00	750.00
470 COMPUTER SOFTWARE	3,500.00	0.00	3,300.00	3,300.00	3,300.00	3,300.00
480 COMPUTER HARDWARE	0.00	0.00	0.00	0.00	0.00	0.00
<b>2122 COUNSELING SERVICES</b>	<b>735,348.63</b>	<b>654,813.67</b>	<b>787,435.27</b>	<b>662,801.75</b>	<b>662,801.75</b>	<b>662,801.75</b>

WILLAMETTE HIGH SCHOOL ACCOUNT NUMBER / TITLE	ACTUAL 2019-20	ACTUAL 2020-21	ADOPTED 2021-22	PROPOSED 2022-23	APPROVED 2022-23	ADOPTED 2022-23
<b>FUNCTION 2222 MEDIA / LIBRARY</b>						
111 LICENSED SALARIES	0.00	0.00	0.00	0.00	0.00	0.00
112 CLASSIFIED SALARIES	50,540.00	48,416.83	54,649.80	58,411.46	58,411.46	58,411.46
121 SUBSTITUTES-LICENSED	0.00	0.00	0.00	0.00	0.00	0.00
122 SUBSTITUTES-CLASSIFIED	0.00	0.00	0.00	0.00	0.00	0.00
131 EXTRA DUTY	230.02	0.00	0.00	0.00	0.00	0.00
211 EMPLOYER CONTRIBUTION	0.00	0.00	0.00	0.00	0.00	0.00
212 EMPLOYER PD PERS PU 6.00%	3,046.20	2,313.44	3,278.99	3,504.69	3,504.69	3,504.69
213 PERS UAL	9,230.02	7,009.79	3,453.87	846.97	846.97	846.97
214 PERS BOND	0.00	0.00	6,481.47	8,370.36	8,370.36	8,370.36
216 OPSRP	4,264.64	3,238.91	3,027.60	4,637.87	4,637.87	4,637.87
220 FICA	3,654.42	3,526.06	4,180.71	4,468.48	4,468.48	4,468.48
231 WORKERS' COMPENSATION	264.29	213.00	437.20	467.29	467.29	467.29
232 UNEMPLOYMENT COMPENSATION	0.00	0.00	273.25	292.06	292.06	292.06
233 FAMILY & MEDICAL LEAVE INSURANCE	0.00	0.00	109.30	116.82	116.82	116.82
242 CLASSIFIED INSURANCE	12,948.28	14,330.28	20,640.00	0.00	0.00	0.00
247 DISTRICT PD TSA--CLASSIFI	0.00	0.00	0.00	0.00	0.00	0.00
410 SUPPLIES AND MATERIALS	1,786.95	2,561.95	3,000.00	3,000.00	3,000.00	3,000.00
420 TEXTBOOKS	0.00	555.61	0.00	0.00	0.00	0.00
430 LIBRARY BOOKS	3,212.18	1,535.77	3,500.00	3,500.00	3,500.00	3,500.00
440 PERIODICALS	0.00	0.00	0.00	0.00	0.00	0.00
460 NON-CONSUMABLE ITEMS	812.01	1,278.55	0.00	0.00	0.00	0.00
<b>2222 MEDIA / LIBRARY</b>	<b>89,989.01</b>	<b>84,980.19</b>	<b>103,032.18</b>	<b>87,615.99</b>	<b>87,615.99</b>	<b>87,615.99</b>

WILLAMETTE HIGH SCHOOL ACCOUNT NUMBER / TITLE	ACTUAL 2019-20	ACTUAL 2020-21	ADOPTED 2021-22	PROPOSED 2022-23	APPROVED 2022-23	ADOPTED 2022-23
<b>FUNCTION 2410 OFFICE OF THE PRINCIPAL</b>						
112 CLASSIFIED SALARIES	186,502.57	237,758.29	204,341.83	214,255.44	214,255.44	214,255.44
113 ADMINISTRATORS	395,921.14	431,265.91	436,939.44	478,585.12	478,585.12	478,585.12
122 SUBSTITUTES-CLASSIFIED	243.22	0.00	122.74	122.74	122.74	122.74
131 EXTRA DUTY	7,184.71	2,410.30	0.00	0.00	0.00	0.00
190 TRAVEL STIPEND	8,400.00	10,200.00	8,568.00	8,736.00	8,736.00	8,736.00
211 EMPLOYER CONTRIBUTION	3.57	0.00	5,671.33	0.21	0.21	0.21
212 EMPLOYER PD PERS PU 6.00%	34,075.36	40,831.90	40,205.38	43,354.88	43,354.88	43,354.88
213 PERS UAL	103,252.99	123,720.63	42,349.55	10,477.40	10,477.40	10,477.40
214 PERS BOND	0.00	0.00	79,474.98	103,548.74	103,548.74	103,548.74
216 OPSRP	47,705.61	57,164.62	33,489.53	57,371.14	57,371.14	57,371.14
220 FICA	43,828.02	49,885.03	51,268.97	55,284.58	55,284.58	55,284.58
231 WORKERS' COMPENSATION	2,434.05	2,400.85	5,361.46	5,781.39	5,781.39	5,781.39
232 UNEMPLOYMENT COMPENSATION	0.00	0.00	3,350.91	3,613.37	3,613.37	3,613.37
233 FAMILY & MEDICAL LEAVE INSURANCE	0.00	0.00	1,340.37	1,445.35	1,445.35	1,445.35
241 LICENSED INSURANCE	1,033.00	0.00	0.00	0.00	0.00	0.00
242 CLASSIFIED INSURANCE	91,314.19	115,201.86	94,272.00	73,507.50	73,507.50	73,507.50
244 ADMIN/CONFID INSURANCE	75,739.66	77,256.32	78,161.21	78,928.80	78,928.80	78,928.80
245 DISTRICT PD TSA	12,315.79	14,400.00	19,200.00	19,200.00	19,200.00	19,200.00
247 DISTRICT PD TSA--CLASSIFI	1,883.19	1,944.48	1,010.55	1,774.92	1,774.92	1,774.92
318 PROF & IMP COSTS NON-INST	1,295.00	308.94	0.00	0.00	0.00	0.00
322 REPAIRS & MAINTENANCE	560.02	0.00	0.00	0.00	0.00	0.00
324 RENTALS	1,431.73	317.03	3,500.00	3,500.00	3,500.00	3,500.00
342 TRAVEL, OUT OF DISTRICT	1,326.86	2,475.48	6,000.00	6,000.00	6,000.00	6,000.00
353 POSTAGE	35.70	36.40	0.00	0.00	0.00	0.00
359 OTHER COMMUNICATION SERV	2,512.00	2,986.68	0.00	0.00	0.00	0.00
410 SUPPLIES AND MATERIALS	3,093.75	7,051.21	20,000.00	13,900.00	13,900.00	13,900.00
411 COPIER SUPPLIES	4,122.72	0.00	0.00	0.00	0.00	0.00
460 NON-CONSUMABLE ITEMS	640.21	3,269.62	15,000.00	10,000.00	10,000.00	10,000.00
470 COMPUTER SOFTWARE	1,295.00	1,295.00	2,000.00	2,000.00	2,000.00	2,000.00
480 COMPUTER HARDWARE	0.00	568.81	7,000.00	7,000.00	7,000.00	7,000.00
640 DUES & FEES	1,329.00	1,585.00	2,500.00	2,500.00	2,500.00	2,500.00
<b>2410 OFFICE OF THE PRINCIPAL</b>	<b>1,029,479.06</b>	<b>1,184,334.36</b>	<b>1,161,128.25</b>	<b>1,200,887.58</b>	<b>1,200,887.58</b>	<b>1,200,887.58</b>

WILLAMETTE HIGH SCHOOL ACCOUNT NUMBER / TITLE	ACTUAL 2019-20	ACTUAL 2020-21	ADOPTED 2021-22	PROPOSED 2022-23	APPROVED 2022-23	ADOPTED 2022-23
<b>FUNCTION 2542 MAINTENANCE OF PLANT</b>						
112 CLASSIFIED SALARIES	212,497.44	189,378.79	232,449.02	363,951.45	363,951.45	363,951.45
114 CONFIDENTIAL/SUPERVISORY	59,665.32	61,985.00	63,224.70	0.00	0.00	0.00
122 SUBSTITUTES-CLASSIFIED	28,141.97	5,431.93	31,215.57	31,215.57	31,215.57	31,215.57
124 TEMPORARY-CLASSIFIED	0.00	5,235.82	0.00	0.00	0.00	0.00
126 VACANCY - CLASSIFIED	0.00	948.30	0.00	0.00	0.00	0.00
131 EXTRA DUTY	1,730.97	5,393.69	0.00	0.00	0.00	0.00
211 EMPLOYER CONTRIBUTION	29,633.93	24,857.63	19,690.44	13,287.33	13,287.33	13,287.33
212 EMPLOYER PD PERS PU 6.00%	16,555.05	15,762.22	18,376.86	22,293.52	22,293.52	22,293.52
213 PERS UAL	53,126.91	48,455.19	19,325.98	5,380.49	5,380.49	5,380.49
214 PERS BOND	0.00	0.00	36,919.12	53,962.31	53,962.31	53,962.31
216 OPSRP	6,574.17	7,319.76	4,060.05	19,528.56	19,528.56	19,528.56
220 FICA	22,487.71	20,033.84	25,236.53	30,230.28	30,230.28	30,230.28
231 WORKERS' COMPENSATION	8,237.47	6,945.17	2,639.11	3,161.34	3,161.34	3,161.34
232 UNEMPLOYMENT COMPENSATION	0.00	5.70	1,649.45	1,975.84	1,975.84	1,975.84
233 FAMILY & MEDICAL LEAVE INSURANCE	0.00	0.00	659.78	790.33	790.33	790.33
242 CLASSIFIED INSURANCE	46,934.23	34,699.07	46,200.00	83,244.00	83,244.00	83,244.00
244 ADMIN/CONFID INSURANCE	19,101.02	19,103.56	19,540.30	0.00	0.00	0.00
247 DISTRICT PD TSA--CLASSIFI	0.00	0.00	0.00	0.00	0.00	0.00
248 DISTRICT PD TSA--SUPV/CON	3,000.00	3,000.00	3,000.00	0.00	0.00	0.00
322 REPAIRS & MAINTENANCE	410.31	389.58	0.00	0.00	0.00	0.00
410 SUPPLIES AND MATERIALS	27,869.64	12,692.37	25,000.00	25,000.00	25,000.00	25,000.00
460 NON-CONSUMABLE ITEMS	0.00	0.00	0.00	0.00	0.00	0.00
640 DUES & FEES	0.00	0.00	0.00	0.00	0.00	0.00
<b>2542 MAINTENANCE OF PLANT</b>	<b>535,966.14</b>	<b>461,637.62</b>	<b>549,186.91</b>	<b>654,021.01</b>	<b>654,021.01</b>	<b>654,021.01</b>

WILLAMETTE HIGH SCHOOL ACCOUNT NUMBER / TITLE	ACTUAL 2019-20	ACTUAL 2020-21	ADOPTED 2021-22	PROPOSED 2022-23	APPROVED 2022-23	ADOPTED 2022-23
<b>FUNCTION 2550 TRANSPORTATION</b>						
331 REIMBURSABLE STUDENT TRAN	617.96	0.00	4,200.00	4,200.00	4,200.00	4,200.00
332 NON-REIMBURSABLE STUDENT	17,143.76	12,321.28	700.00	1,500.00	1,500.00	1,500.00
<b>2550 TRANSPORTATION</b>	<b>17,761.72</b>	<b>12,321.28</b>	<b>4,900.00</b>	<b>5,700.00</b>	<b>5,700.00</b>	<b>5,700.00</b>



Kalapuya Tab goes Here

BACK OF TAB

KALAPUYA HIGH SCHOOL ACCOUNT NUMBER / TITLE	ACTUAL 2019-20	ACTUAL 2020-21	ADOPTED 2021-22	PROPOSED 2022-23	APPROVED 2022-23	ADOPTED 2022-23
<b>FUNCTION 1132 HIGH SCHOOL EXTRACURRICULAR</b>						
410 SUPPLIES AND MATERIALS	110.28	30.57	0.00	0.00	0.00	0.00
<b>1132 HIGH SCHOOL EXTRACURRICULAR</b>	<b>110.28</b>	<b>30.57</b>	<b>0.00</b>	<b>0.00</b>	<b>0.00</b>	<b>0.00</b>

KALAPUYA HIGH SCHOOL ACCOUNT NUMBER / TITLE	ACTUAL 2019-20	ACTUAL 2020-21	ADOPTED 2021-22	PROPOSED 2022-23	APPROVED 2022-23	ADOPTED 2022-23
<b>FUNCTION 1280 ALTERNATIVE EDUCATION</b>						
374 SB 300 TUITION	7,603.64	11,601.28	12,000.00	12,000.00	12,000.00	12,000.00
410 SUPPLIES AND MATERIALS	859.27	1,843.25	0.00	2,000.00	2,000.00	2,000.00
<b>1280 ALTERNATIVE EDUCATION</b>	<b>8,462.91</b>	<b>13,444.53</b>	<b>12,000.00</b>	<b>14,000.00</b>	<b>14,000.00</b>	<b>14,000.00</b>

KALAPUYA HIGH SCHOOL ACCOUNT NUMBER / TITLE	ACTUAL 2019-20	ACTUAL 2020-21	ADOPTED 2021-22	PROPOSED 2022-23	APPROVED 2022-23	ADOPTED 2022-23
--	-------------------	-------------------	--------------------	---------------------	---------------------	--------------------

**FUNCTION 1283 ALTERNATIVE PROGRAMS**

111 LICENSED SALARIES	545,601.88	509,591.71	591,318.20	470,156.43	470,156.43	470,156.43
112 CLASSIFIED SALARIES	50,766.66	81,208.21	54,607.28	88,533.72	88,533.72	88,533.72
114 CONFIDENTIAL/SUPERVISORY	11,425.73	11,882.75	12,120.41	12,636.00	12,636.00	12,636.00
121 SUBSTITUTES-LICENSED	5,449.68	0.00	4,848.51	4,848.51	4,848.51	4,848.51
122 SUBSTITUTES-CLASSIFIED	0.00	0.00	3,731.45	3,731.45	3,731.45	3,731.45
123 TEMPORARY-LICENSED	0.00	96.00	0.00	0.00	0.00	0.00
131 EXTRA DUTY	1,827.06	509.33	0.00	0.00	0.00	0.00
211 EMPLOYER CONTRIBUTION	30,653.95	25,293.30	23,156.76	5,085.01	5,085.01	5,085.01
212 EMPLOYER PD PERS PU 6.00%	32,357.05	34,500.37	39,983.46	34,768.63	34,768.63	34,768.63
213 PERS UAL	108,188.71	104,547.13	42,220.81	8,426.48	8,426.48	8,426.48
214 PERS BOND	0.00	0.00	79,308.79	83,371.13	83,371.13	83,371.13
216 OPSRP	31,396.56	32,965.80	22,146.94	42,442.51	42,442.51	42,442.51
220 FICA	45,282.26	44,583.47	51,547.24	44,898.33	44,898.33	44,898.33
231 WORKERS' COMPENSATION	2,821.36	2,443.49	5,390.56	4,695.25	4,695.25	4,695.25
232 UNEMPLOYMENT COMPENSATION	0.00	0.47	3,369.10	2,934.53	2,934.53	2,934.53
233 FAMILY & MEDICAL LEAVE INSURANCE	0.00	0.00	1,347.64	1,173.81	1,173.81	1,173.81
241 LICENSED INSURANCE	138,809.47	131,640.24	119,640.42	131,941.39	131,941.39	131,941.39
242 CLASSIFIED INSURANCE	11,767.18	18,822.60	15,186.00	16,876.05	16,876.05	16,876.05
244 ADMIN/CONFID INSURANCE	12,089.42	11,622.28	12,195.49	12,315.77	12,315.77	12,315.77
245 DISTRICT PD TSA	1,800.00	1,686.60	1,800.00	1,800.00	1,800.00	1,800.00
246 DISTRICT PD TSA--LICENSED	5,068.11	4,161.60	4,644.31	1,517.32	1,517.32	1,517.32
247 DISTRICT PD TSA--CLASSIFI	0.00	544.68	0.00	682.89	682.89	682.89
248 DISTRICT PD TSA--SUPV/CON	750.00	750.00	0.00	682.89	682.89	682.89
311 INSTRUCTION SERVICES	0.00	0.00	0.00	0.00	0.00	0.00
312 INST PROGRAM IMP SERVICES	0.00	0.00	0.00	0.00	0.00	0.00
324 RENTALS	843.96	843.96	1,000.00	1,000.00	1,000.00	1,000.00
341 TRAVEL, LOCAL IN DISTRICT	12.74	0.00	300.00	300.00	300.00	300.00
342 TRAVEL, OUT OF DISTRICT	1,065.40	44.35	500.00	300.00	300.00	300.00
353 POSTAGE	470.35	474.75	500.00	500.00	500.00	500.00
410 SUPPLIES AND MATERIALS	3,938.39	2,811.34	7,200.00	6,000.00	6,000.00	6,000.00
440 PERIODICALS	0.00	0.00	0.00	0.00	0.00	0.00
460 NON-CONSUMABLE ITEMS	1,091.86	27.99	300.00	1,000.00	1,000.00	1,000.00
470 COMPUTER SOFTWARE	0.00	0.00	100.00	0.00	0.00	0.00

KALAPUYA HIGH SCHOOL ACCOUNT NUMBER / TITLE	ACTUAL 2019-20	ACTUAL 2020-21	ADOPTED 2021-22	PROPOSED 2022-23	APPROVED 2022-23	ADOPTED 2022-23
<b>FUNCTION 1283 ALTERNATIVE PROGRAMS</b>						
480 COMPUTER HARDWARE	114.56	0.00	500.00	500.00	500.00	500.00
640 DUES & FEES	157.05	11.25	100.00	0.00	0.00	0.00
<b>1283 ALTERNATIVE PROGRAMS</b>	<b>1,043,749.39</b>	<b>1,021,063.67</b>	<b>1,099,063.37</b>	<b>983,118.11</b>	<b>983,118.11</b>	<b>983,118.11</b>

KALAPUYA HIGH SCHOOL ACCOUNT NUMBER / TITLE	ACTUAL 2019-20	ACTUAL 2020-21	ADOPTED 2021-22	PROPOSED 2022-23	APPROVED 2022-23	ADOPTED 2022-23
<b>FUNCTION 2410 OFFICE OF THE PRINCIPAL</b>						
111 LICENSED SALARIES	0.00	13,260.22	0.00	0.00	0.00	0.00
112 CLASSIFIED SALARIES	37,292.80	38,873.08	39,742.56	48,072.96	48,072.96	48,072.96
113 ADMINISTRATORS	75,506.57	61,016.48	83,221.09	72,995.72	72,995.72	72,995.72
131 EXTRA DUTY	3,478.40	0.00	0.00	0.00	0.00	0.00
190 TRAVEL STIPEND	3,000.00	3,000.00	3,060.00	3,120.00	3,120.00	3,120.00
211 EMPLOYER CONTRIBUTION	11,351.54	10,702.69	8,138.01	10,087.03	10,087.03	10,087.03
212 EMPLOYER PD PERS PU 6.00%	7,155.19	6,969.05	8,029.42	8,361.50	8,361.50	8,361.50
213 PERS UAL	21,680.17	21,116.11	8,457.65	2,020.70	2,020.70	2,020.70
214 PERS BOND	0.00	0.00	15,871.48	19,970.04	19,970.04	19,970.04
216 OPSRP	3,132.63	3,265.32	2,201.74	3,816.99	3,816.99	3,816.99
220 FICA	8,883.57	8,661.11	10,237.51	10,660.91	10,660.91	10,660.91
231 WORKERS' COMPENSATION	575.32	467.74	1,070.59	1,114.87	1,114.87	1,114.87
232 UNEMPLOYMENT COMPENSATION	0.00	0.00	669.12	696.79	696.79	696.79
233 FAMILY & MEDICAL LEAVE INSURANCE	0.00	0.00	267.65	278.72	278.72	278.72
241 LICENSED INSURANCE	4,172.04	3,656.68	0.00	5,314.95	5,314.95	5,314.95
242 CLASSIFIED INSURANCE	19,648.15	20,315.00	20,640.00	20,640.00	20,640.00	20,640.00
244 ADMIN/CONFID INSURANCE	12,190.17	11,410.40	31,752.99	12,332.63	12,332.63	12,332.63
245 DISTRICT PD TSA	3,000.00	2,810.90	7,800.00	3,000.00	3,000.00	3,000.00
246 DISTRICT PD TSA--LICENSED	162.48	132.60	0.00	0.00	0.00	0.00
247 DISTRICT PD TSA--CLASSIFI	0.00	0.00	0.00	0.00	0.00	0.00
248 DISTRICT PD TSA--SUPV/CON	0.00	0.00	0.00	0.00	0.00	0.00
324 RENTALS	551.52	141.33	0.00	0.00	0.00	0.00
342 TRAVEL, OUT OF DISTRICT	0.00	0.00	100.00	0.00	0.00	0.00
389 NON INSTRUCTION PROF/TECH	0.00	0.00	0.00	0.00	0.00	0.00
410 SUPPLIES AND MATERIALS	1,725.87	606.25	2,000.00	2,000.00	2,000.00	2,000.00
640 DUES & FEES	0.00	0.00	0.00	0.00	0.00	0.00
<b>2410 OFFICE OF THE PRINCIPAL</b>	<b>213,506.42</b>	<b>206,404.96</b>	<b>243,259.81</b>	<b>224,483.79</b>	<b>224,483.79</b>	<b>224,483.79</b>

KALAPUYA HIGH SCHOOL ACCOUNT NUMBER / TITLE	ACTUAL 2019-20	ACTUAL 2020-21	ADOPTED 2021-22	PROPOSED 2022-23	APPROVED 2022-23	ADOPTED 2022-23
<b>FUNCTION 2542 MAINTENANCE OF PLANT</b>						
410 SUPPLIES AND MATERIALS	2,224.20	1,975.21	3,000.00	2,000.00	2,000.00	2,000.00
<b>2542 MAINTENANCE OF PLANT</b>	<b>2,224.20</b>	<b>1,975.21</b>	<b>3,000.00</b>	<b>2,000.00</b>	<b>2,000.00</b>	<b>2,000.00</b>

KALAPUYA HIGH SCHOOL ACCOUNT NUMBER / TITLE	ACTUAL 2019-20	ACTUAL 2020-21	ADOPTED 2021-22	PROPOSED 2022-23	APPROVED 2022-23	ADOPTED 2022-23
<b>FUNCTION 2543 GROUNDS MAINTENANCE</b>						
114 CONFIDENTIAL/SUPERVISORY	22,851.54	23,765.50	24,240.81	25,272.00	25,272.00	25,272.00
211 EMPLOYER CONTRIBUTION	0.00	0.00	0.00	0.00	0.00	0.00
212 EMPLOYER PD PERS PU 6.00%	1,371.10	1,425.85	1,544.45	1,696.32	1,696.32	1,696.32
213 PERS UAL	4,154.41	4,320.49	1,626.82	409.94	409.94	409.94
214 PERS BOND	0.00	0.00	3,052.86	4,051.38	4,051.38	4,051.38
216 OPSRP	1,919.48	1,996.31	1,426.04	2,244.80	2,244.80	2,244.80
220 FICA	1,678.42	1,757.90	1,969.17	2,162.81	2,162.81	2,162.81
231 WORKERS' COMPENSATION	115.96	99.98	205.93	226.18	226.18	226.18
232 UNEMPLOYMENT COMPENSATION	0.00	0.00	128.70	141.36	141.36	141.36
233 FAMILY & MEDICAL LEAVE INSURANCE	0.00	0.00	51.48	56.54	56.54	56.54
244 ADMIN/CONFID INSURANCE	9,550.50	9,551.60	9,735.76	9,832.38	9,832.38	9,832.38
248 DISTRICT PD TSA--SUPV/CON	1,500.00	1,500.00	0.00	0.00	0.00	0.00
322 REPAIRS & MAINTENANCE	0.00	135.00	0.00	0.00	0.00	0.00
324 RENTALS	0.00	0.00	0.00	0.00	0.00	0.00
342 TRAVEL, OUT OF DISTRICT	0.00	0.00	0.00	0.00	0.00	0.00
389 NON INSTRUCTION PROF/TECH	0.00	0.00	0.00	0.00	0.00	0.00
410 SUPPLIES AND MATERIALS	0.00	186.84	0.00	0.00	0.00	0.00
<b>2543 GROUNDS MAINTENANCE</b>	<b>43,141.41</b>	<b>44,739.47</b>	<b>43,982.02</b>	<b>46,093.71</b>	<b>46,093.71</b>	<b>46,093.71</b>



KALAPUYA HIGH SCHOOL ACCOUNT NUMBER / TITLE	ACTUAL 2019-20	ACTUAL 2020-21	ADOPTED 2021-22	PROPOSED 2022-23	APPROVED 2022-23	ADOPTED 2022-23
<b>FUNCTION 2550 TRANSPORTATION</b>						
322 REPAIRS & MAINTENANCE	0.00	0.00	3,000.00	1,000.00	1,000.00	1,000.00
326 FUEL	1,678.43	471.79	0.00	2,000.00	2,000.00	2,000.00
331 REIMBURSABLE STUDENT TRAN	309.32	0.00	0.00	0.00	0.00	0.00
410 SUPPLIES AND MATERIALS	1,616.86	925.83	2,000.00	2,000.00	2,000.00	2,000.00
460 NON-CONSUMABLE ITEMS	0.00	0.00	0.00	0.00	0.00	0.00
<b>2550 TRANSPORTATION</b>	<b>3,604.61</b>	<b>1,397.62</b>	<b>5,000.00</b>	<b>5,000.00</b>	<b>5,000.00</b>	<b>5,000.00</b>

\*\*\* This page intentionally left blank \*\*\*

Student Services Tab goes here

BACK OF TAB

ACCOUNT NUMBER / TITLE	ACTUAL 2019-20	ACTUAL 2020-21	ADOPTED 2021-22	PROPOSED 2022-23	APPROVED 2022-23	ADOPTED 2022-23
<b>FUNCTION 1220 PROGRAMS FOR STUDENTS WITH DISABILITIES</b>						
111 LICENSED SALARIES	589,059.95	757,908.85	647,804.00	837,339.50	837,339.50	837,339.50
112 CLASSIFIED SALARIES	819,982.26	845,648.98	947,024.41	1,169,563.98	1,169,563.98	1,169,563.98
121 SUBSTITUTES-LICENSED	39,387.18	4,909.20	33,450.82	33,450.82	33,450.82	33,450.82
122 SUBSTITUTES-CLASSIFIED	74,936.77	4,560.54	69,438.26	69,438.26	69,438.26	69,438.26
123 TEMPORARY-LICENSED	8.50	94.68	0.00	0.00	0.00	0.00
124 TEMPORARY-CLASSIFIED	8.50	461.16	0.00	0.00	0.00	0.00
131 EXTRA DUTY	23,331.54	8,666.81	0.00	0.00	0.00	0.00
211 EMPLOYER CONTRIBUTION	41,723.90	41,784.38	38,691.17	33,889.11	33,889.11	33,889.11
212 EMPLOYER PD PERS PU 6.00%	81,494.91	91,219.97	97,179.81	121,941.96	121,941.96	121,941.96
213 PERS UAL	253,241.59	277,910.04	103,043.07	29,625.40	29,625.40	29,625.40
214 PERS BOND	0.00	0.00	194,819.88	294,533.92	294,533.92	294,533.92
216 OPSRP	91,703.97	103,065.13	64,946.86	137,015.53	137,015.53	137,015.53
220 FICA	112,452.38	117,892.41	130,353.30	161,925.04	161,925.04	161,925.04
231 WORKERS' COMPENSATION	7,575.37	6,802.94	13,631.72	16,933.34	16,933.34	16,933.34
232 UNEMPLOYMENT COMPENSATION	0.00	0.00	8,519.82	10,583.34	10,583.34	10,583.34
233 FAMILY & MEDICAL LEAVE INSURANCE	0.00	0.00	3,407.93	4,233.33	4,233.33	4,233.33
241 LICENSED INSURANCE	186,717.50	221,673.14	167,840.88	238,706.69	238,706.69	238,706.69
242 CLASSIFIED INSURANCE	366,298.10	410,775.07	368,702.88	413,550.21	413,550.21	413,550.21
246 DISTRICT PD TSA--LICENSED	2,800.32	4,109.00	3,084.35	3,351.69	3,351.69	3,351.69
247 DISTRICT PD TSA--CLASSIFI	3,316.56	3,527.14	3,162.86	3,522.91	3,522.91	3,522.91
311 INSTRUCTION SERVICES	1,374.19	64,065.00	5,000.00	2,000.00	2,000.00	2,000.00
312 INST PROGRAM IMP SERVICES	0.00	0.00	2,000.00	5,000.00	5,000.00	5,000.00
313 STUDENT SERVICES-TRUANCY	135.00	0.00	500.00	500.00	500.00	500.00
322 REPAIRS & MAINTENANCE	0.00	0.00	200.00	200.00	200.00	200.00
341 TRAVEL, LOCAL IN DISTRICT	8.50	0.00	0.00	0.00	0.00	0.00
342 TRAVEL, OUT OF DISTRICT	2,696.90	309.15	2,000.00	2,000.00	2,000.00	2,000.00
351 TELEPHONE	2,030.00	0.00	2,000.00	2,000.00	2,000.00	2,000.00
371 TUITION PAY TO OTHR DIST	0.00	0.00	150,000.00	150,000.00	150,000.00	150,000.00
373 TUITION PRIVATE SCHOOLS	439,490.16	312,923.05	350,000.00	350,000.00	350,000.00	350,000.00
410 SUPPLIES AND MATERIALS	2,092.06	4,821.20	4,000.00	4,000.00	4,000.00	4,000.00
440 PERIODICALS	111.21	0.00	300.00	0.00	0.00	0.00
460 NON-CONSUMABLE ITEMS	3,125.54	5,761.15	1,000.00	3,000.00	3,000.00	3,000.00
470 COMPUTER SOFTWARE	249.99	64.98	300.00	1,000.00	1,000.00	1,000.00
480 COMPUTER HARDWARE	710.89	414.04	3,000.00	2,000.00	2,000.00	2,000.00
<b>1220 PROGRAMS FOR STUDENTS WITH DIS/</b>	<b>3,146,063.74</b>	<b>3,289,368.01</b>	<b>3,415,402.02</b>	<b>4,101,305.02</b>	<b>4,101,305.02</b>	<b>4,101,305.02</b>

ACCOUNT NUMBER / TITLE	ACTUAL 2019-20	ACTUAL 2020-21	ADOPTED 2021-22	PROPOSED 2022-23	APPROVED 2022-23	ADOPTED 2022-23
<b>FUNCTION 1250 RESOURCE ROOM</b>						
111 LICENSED SALARIES	1,348,787.22	1,386,630.04	1,489,449.98	1,645,100.48	1,645,100.48	1,645,100.48
112 CLASSIFIED SALARIES	663,439.51	702,515.18	754,089.52	967,240.82	967,240.82	967,240.82
121 SUBSTITUTES-LICENSED	51,966.37	26,459.75	69,022.73	69,022.73	69,022.73	69,022.73
122 SUBSTITUTES-CLASSIFIED	35,912.88	3,728.21	45,366.60	45,366.60	45,366.60	45,366.60
124 TEMPORARY-CLASSIFIED	1,011.92	0.00	0.00	0.00	0.00	0.00
126 VACANCY - CLASSIFIED	0.00	871.08	0.00	0.00	0.00	0.00
131 EXTRA DUTY	25,206.02	17,798.80	0.00	0.00	0.00	0.00
211 EMPLOYER CONTRIBUTION	80,811.60	79,710.78	71,653.08	45,330.42	45,330.42	45,330.42
212 EMPLOYER PD PERS PU 6.00%	114,392.92	119,394.77	136,411.39	158,873.89	158,873.89	158,873.89
213 PERS UAL	358,835.37	376,633.28	145,187.63	38,738.89	38,738.89	38,738.89
214 PERS BOND	0.00	0.00	273,404.58	383,992.57	383,992.57	383,992.57
216 OPSRP	116,786.71	125,677.85	80,988.78	178,999.00	178,999.00	178,999.00
220 FICA	154,910.30	155,625.30	181,566.58	210,206.26	210,206.26	210,206.26
231 WORKERS' COMPENSATION	9,979.18	8,809.41	18,987.36	21,982.35	21,982.35	21,982.35
232 UNEMPLOYMENT COMPENSATION	0.00	0.00	11,867.10	13,738.97	13,738.97	13,738.97
233 FAMILY & MEDICAL LEAVE INSURANCE	0.00	0.00	4,746.84	5,495.59	5,495.59	5,495.59
241 LICENSED INSURANCE	363,287.98	374,417.29	358,060.54	426,452.30	426,452.30	426,452.30
242 CLASSIFIED INSURANCE	259,828.36	330,235.32	286,503.03	324,870.59	324,870.59	324,870.59
244 ADMIN/CONFID INSURANCE	1,603.35	0.00	0.00	0.00	0.00	0.00
246 DISTRICT PD TSA--LICENSED	13,429.34	14,683.76	10,871.56	15,022.67	15,022.67	15,022.67
247 DISTRICT PD TSA--CLASSIFI	4,954.10	5,287.64	4,619.02	6,040.96	6,040.96	6,040.96
311 INSTRUCTION SERVICES	223,376.33	67,468.27	200,000.00	200,000.00	200,000.00	200,000.00
313 STUDENT SERVICES-TRUANCY	0.00	0.00	2,000.00	2,000.00	2,000.00	2,000.00
319 OTHER INST, PROF & TECH	2,313.25	0.00	2,500.00	2,500.00	2,500.00	2,500.00
322 REPAIRS & MAINTENANCE	0.00	0.00	500.00	500.00	500.00	500.00
324 RENTALS	1,222.68	1,038.95	2,000.00	2,000.00	2,000.00	2,000.00
341 TRAVEL, LOCAL IN DISTRICT	706.80	5.24	2,000.00	2,000.00	2,000.00	2,000.00
342 TRAVEL, OUT OF DISTRICT	496.76	31.47	2,000.00	5,000.00	5,000.00	5,000.00
353 POSTAGE	0.00	0.00	100.00	100.00	100.00	100.00
389 NON INSTRUCTION PROF/TECH	158.84	259.21	400.00	0.00	0.00	0.00
410 SUPPLIES AND MATERIALS	5,600.84	4,486.07	12,000.00	5,000.00	5,000.00	5,000.00
460 NON-CONSUMABLE ITEMS	1,715.31	1,972.03	5,000.00	7,000.00	7,000.00	7,000.00
470 COMPUTER SOFTWARE	1,134.85	295.60	750.00	2,000.00	2,000.00	2,000.00
480 COMPUTER HARDWARE	1,232.99	0.00	10,000.00	10,000.00	10,000.00	10,000.00
640 DUES & FEES	135.50	0.00	0.00	0.00	0.00	0.00
<b>1250 RESOURCE ROOM</b>	<b>3,843,237.28</b>	<b>3,804,035.30</b>	<b>4,182,046.31</b>	<b>4,794,575.10</b>	<b>4,794,575.10</b>	<b>4,794,575.10</b>

ACCOUNT NUMBER / TITLE	ACTUAL 2019-20	ACTUAL 2020-21	ADOPTED 2021-22	PROPOSED 2022-23	APPROVED 2022-23	ADOPTED 2022-23
<b>FUNCTION 1280 ALTERNATIVE PROGRAMS</b>						
371 TUITION PAY TO OTHR DIST	211,174.22	196,651.58	200,000.00	200,000.00	200,000.00	200,000.00
<b>1280 ALTERNATIVE PROGRAMS</b>	<b>211,174.22</b>	<b>196,651.58</b>	<b>200,000.00</b>	<b>200,000.00</b>	<b>200,000.00</b>	<b>200,000.00</b>

ACCOUNT NUMBER / TITLE	ACTUAL 2019-20	ACTUAL 2020-21	ADOPTED 2021-22	PROPOSED 2022-23	APPROVED 2022-23	ADOPTED 2022-23
<b>FUNCTION 1280 ALTERNATIVE EDUCATION</b>						
371 TUITION PAY TO OTHR DIST	208,085.26	171,439.07	200,000.00	200,000.00	200,000.00	200,000.00
<b>1280 ALTERNATIVE EDUCATION</b>	<b>208,085.26</b>	<b>171,439.07</b>	<b>200,000.00</b>	<b>200,000.00</b>	<b>200,000.00</b>	<b>200,000.00</b>

ACCOUNT NUMBER / TITLE	ACTUAL 2019-20	ACTUAL 2020-21	ADOPTED 2021-22	PROPOSED 2022-23	APPROVED 2022-23	ADOPTED 2022-23
<b>FUNCTION 2132 MEDICAL SERVICES</b>						
313 STUDENT SERVICES-TRUANCY	3,696.00	0.00	1,500.00	2,000.00	2,000.00	2,000.00
319 OTHER INST, PROF & TECH	0.00	57.60	1,500.00	1,500.00	1,500.00	1,500.00
<b>2132 MEDICAL SERVICES</b>	<b>3,696.00</b>	<b>57.60</b>	<b>3,000.00</b>	<b>3,500.00</b>	<b>3,500.00</b>	<b>3,500.00</b>

ACCOUNT NUMBER / TITLE	ACTUAL 2019-20	ACTUAL 2020-21	ADOPTED 2021-22	PROPOSED 2022-23	APPROVED 2022-23	ADOPTED 2022-23
<b>FUNCTION 2134 NURSE SERVICES</b>						
112 CLASSIFIED SALARIES	162,135.94	157,889.24	181,765.22	198,182.64	198,182.64	198,182.64
118 NURSES SALARIES	148,546.58	180,954.83	164,604.27	236,288.16	236,288.16	236,288.16
122 SUBSTITUTES-CLASSIFIED	604.15	0.00	146.94	146.94	146.94	146.94
123 TEMPORARY-LICENSED	1,194.23	2,324.56	0.00	0.00	0.00	0.00
124 TEMPORARY-CLASSIFIED	0.00	0.00	248.08	248.08	248.08	248.08
131 EXTRA DUTY	4,351.08	1,963.12	0.00	0.00	0.00	0.00
211 EMPLOYER CONTRIBUTION	4,940.24	0.00	9,138.65	1.60	1.60	1.60
212 EMPLOYER PD PERS PU 6.00%	16,380.44	17,962.85	20,843.44	26,170.64	26,170.64	26,170.64
213 PERS UAL	49,631.68	54,426.90	21,954.17	6,324.36	6,324.36	6,324.36
214 PERS BOND	0.00	0.00	21,696.06	62,525.49	62,525.49	62,525.49
216 OPSRP	19,936.42	25,147.67	13,383.68	34,618.73	34,618.73	34,618.73
220 FICA	23,461.18	25,495.30	26,628.88	33,421.07	33,421.07	33,421.07
231 WORKERS' COMPENSATION	1,570.94	1,380.37	2,784.72	3,495.01	3,495.01	3,495.01
232 UNEMPLOYMENT COMPENSATION	0.00	0.00	1,740.45	2,184.38	2,184.38	2,184.38
233 FAMILY & MEDICAL LEAVE INSURANCE	0.00	0.00	696.18	873.75	873.75	873.75
241 LICENSED INSURANCE	0.00	0.00	0.00	0.00	0.00	0.00
242 CLASSIFIED INSURANCE	58,987.71	35,813.32	37,558.53	36,361.30	36,361.30	36,361.30
244 ADMIN/CONFID INSURANCE	38,588.62	57,269.16	58,414.54	55,946.88	55,946.88	55,946.88
246 DISTRICT PD TSA--LICENSED	1,169.13	2,183.76	0.00	795.10	795.10	795.10
247 DISTRICT PD TSA--CLASSIFI	794.87	1,119.95	795.80	686.14	686.14	686.14
311 INSTRUCTION SERVICES	0.00	511.00	0.00	0.00	0.00	0.00
318 PROF & IMP COSTS NON-INST	0.00	609.00	0.00	1,000.00	1,000.00	1,000.00
319 OTHER INST, PROF & TECH	2,257.75	2,737.50	5,000.00	5,000.00	5,000.00	5,000.00
341 TRAVEL, LOCAL IN DISTRICT	856.94	243.77	1,300.00	1,500.00	1,500.00	1,500.00
342 TRAVEL, OUT OF DISTRICT	636.32	30.80	800.00	1,000.00	1,000.00	1,000.00
351 TELEPHONE	525.00	750.00	1,500.00	1,500.00	1,500.00	1,500.00
353 POSTAGE	0.00	0.00	100.00	0.00	0.00	0.00
410 SUPPLIES AND MATERIALS	13,923.38	4,063.28	15,000.00	15,000.00	15,000.00	15,000.00
460 NON-CONSUMABLE ITEMS	1,762.71	1,293.18	3,000.00	3,000.00	3,000.00	3,000.00
470 COMPUTER SOFTWARE	0.00	107.88	0.00	0.00	0.00	0.00
480 COMPUTER HARDWARE	0.00	269.98	3,000.00	3,000.00	3,000.00	3,000.00
640 DUES & FEES	299.00	179.50	1,500.00	1,200.00	1,200.00	1,200.00
651 LIABILITY INSURANCE	0.00	0.00	3,000.00	3,000.00	3,000.00	3,000.00
<b>2134 NURSE SERVICES</b>	<b>552,554.31</b>	<b>574,726.92</b>	<b>596,599.62</b>	<b>733,470.28</b>	<b>733,470.28</b>	<b>733,470.28</b>



ACCOUNT NUMBER / TITLE	ACTUAL 2019-20	ACTUAL 2020-21	ADOPTED 2021-22	PROPOSED 2022-23	APPROVED 2022-23	ADOPTED 2022-23
<b>FUNCTION 2139 OTHER HEALTH SERVICES</b>						
311 INSTRUCTION SERVICES	99,920.00	0.00	150,000.00	150,000.00	150,000.00	150,000.00
<b>2139 OTHER HEALTH SERVICES</b>	<b>99,920.00</b>	<b>0.00</b>	<b>150,000.00</b>	<b>150,000.00</b>	<b>150,000.00</b>	<b>150,000.00</b>

ACCOUNT NUMBER / TITLE	ACTUAL 2019-20	ACTUAL 2020-21	ADOPTED 2021-22	PROPOSED 2022-23	APPROVED 2022-23	ADOPTED 2022-23
<b>FUNCTION 2140 PSYCHOLOGICAL SERVICES</b>						
111 LICENSED SALARIES	121,169.61	133,159.91	136,860.89	166,701.60	166,701.60	166,701.60
131 EXTRA DUTY	0.00	150.00	4,481.13	0.00	0.00	0.00
211 EMPLOYER CONTRIBUTION	0.00	0.00	4,481.13	0.00	0.00	0.00
212 EMPLOYER PD PERS PU 6.00%	5,871.66	7,998.59	8,253.59	10,160.24	10,160.24	10,160.24
213 PERS UAL	17,791.03	24,235.73	8,693.78	2,455.39	2,455.39	2,455.39
214 PERS BOND	0.00	0.00	16,314.59	24,266.04	24,266.04	24,266.04
216 OPSRP	8,220.34	11,198.07	4,750.82	13,445.39	13,445.39	13,445.39
220 FICA	8,834.56	9,606.65	10,523.33	12,954.31	12,954.31	12,954.31
231 WORKERS' COMPENSATION	554.29	294.82	1,100.48	1,354.70	1,354.70	1,354.70
232 UNEMPLOYMENT COMPENSATION	0.00	0.00	687.80	846.69	846.69	846.69
233 FAMILY & MEDICAL LEAVE INSURANCE	0.00	0.00	275.12	338.67	338.67	338.67
241 LICENSED INSURANCE	39,434.75	36,521.52	41,027.77	41,027.71	41,027.71	41,027.71
246 DISTRICT PD TSA--LICENSED	628.92	1,903.07	698.92	2,635.75	2,635.75	2,635.75
311 INSTRUCTION SERVICES	26,031.79	5,580.00	25,000.00	25,000.00	25,000.00	25,000.00
319 OTHER INST, PROF & TECH	0.00	0.00	0.00	0.00	0.00	0.00
341 TRAVEL, LOCAL IN DISTRICT	5.68	0.00	1,500.00	1,500.00	1,500.00	1,500.00
342 TRAVEL, OUT OF DISTRICT	16.24	0.00	0.00	1,000.00	1,000.00	1,000.00
410 SUPPLIES AND MATERIALS	2,063.11	1,601.58	5,000.00	6,000.00	6,000.00	6,000.00
470 COMPUTER SOFTWARE	0.00	0.00	500.00	1,000.00	1,000.00	1,000.00
480 COMPUTER HARDWARE	0.00	2,705.05	1,500.00	1,500.00	1,500.00	1,500.00
<b>2140 PSYCHOLOGICAL SERVICES</b>	<b>230,621.98</b>	<b>234,954.99</b>	<b>271,649.35</b>	<b>312,186.48</b>	<b>312,186.48</b>	<b>312,186.48</b>

ACCOUNT NUMBER / TITLE	ACTUAL 2019-20	ACTUAL 2020-21	ADOPTED 2021-22	PROPOSED 2022-23	APPROVED 2022-23	ADOPTED 2022-23
<b>FUNCTION 2150 SPEECH PATHOLOGY and AUDIOLOGY SERVICES</b>						
111 LICENSED SALARIES	411,543.68	487,586.12	480,564.30	516,224.25	516,224.25	516,224.25
112 CLASSIFIED SALARIES	43,506.66	51,449.40	63,932.96	59,401.16	59,401.16	59,401.16
121 SUBSTITUTES-LICENSED	15,130.11	3,124.44	38,687.17	38,687.17	38,687.17	38,687.17
131 EXTRA DUTY	6,216.14	2,285.38	0.00	0.00	0.00	0.00
211 EMPLOYER CONTRIBUTION	16,929.56	17,228.12	15,778.64	17,004.55	17,004.55	17,004.55
212 EMPLOYER PD PERS PU 6.00%	26,133.56	30,792.31	33,022.62	35,014.78	35,014.78	35,014.78
213 PERS UAL	82,175.57	93,868.80	35,650.34	8,660.71	8,660.71	8,660.71
214 PERS BOND	0.00	0.00	66,900.80	85,591.72	85,591.72	85,591.72
216 OPSRP	27,701.32	32,922.94	21,146.55	35,208.67	35,208.67	35,208.67
220 FICA	34,878.25	40,089.80	44,916.02	47,456.03	47,456.03	47,456.03
231 WORKERS' COMPENSATION	2,167.09	2,181.16	4,697.10	4,962.72	4,962.72	4,962.72
232 UNEMPLOYMENT COMPENSATION	0.00	0.00	2,935.69	3,101.70	3,101.70	3,101.70
233 FAMILY & MEDICAL LEAVE INSURANCE	0.00	0.00	1,174.28	1,240.68	1,240.68	1,240.68
241 LICENSED INSURANCE	119,546.96	132,740.38	106,463.77	135,204.96	135,204.96	135,204.96
242 CLASSIFIED INSURANCE	22,262.23	18,720.00	27,192.00	23,559.00	23,559.00	23,559.00
246 DISTRICT PD TSA--LICENSED	3,577.02	4,118.16	3,953.09	5,383.31	5,383.31	5,383.31
311 INSTRUCTION SERVICES	0.00	11,389.64	1,000.00	1,000.00	1,000.00	1,000.00
319 OTHER INST, PROF & TECH	392.00	540.00	500.00	0.00	0.00	0.00
322 REPAIRS & MAINTENANCE	249.00	0.00	0.00	0.00	0.00	0.00
342 TRAVEL, OUT OF DISTRICT	0.00	0.00	0.00	0.00	0.00	0.00
410 SUPPLIES AND MATERIALS	4,463.88	2,113.20	6,000.00	6,000.00	6,000.00	6,000.00
460 NON-CONSUMABLE ITEMS	7,299.47	1,161.48	1,500.00	1,200.00	1,200.00	1,200.00
470 COMPUTER SOFTWARE	249.00	1,538.92	500.00	6,000.00	6,000.00	6,000.00
480 COMPUTER HARDWARE	0.00	0.00	2,000.00	2,000.00	2,000.00	2,000.00
640 DUES & FEES	2,010.00	2,025.00	2,500.00	2,500.00	2,500.00	2,500.00
<b>2150 SPEECH PATHOLOGY and AUDIOLOGY</b>	<b>826,431.50</b>	<b>935,875.25</b>	<b>961,015.32</b>	<b>1,035,401.41</b>	<b>1,035,401.41</b>	<b>1,035,401.41</b>

ACCOUNT NUMBER / TITLE	ACTUAL 2019-20	ACTUAL 2020-21	ADOPTED 2021-22	PROPOSED 2022-23	APPROVED 2022-23	ADOPTED 2022-23
<b>FUNCTION 2190 SERVICE DIRECTION STUDENT SUPPORT</b>						
112 CLASSIFIED SALARIES	37,722.08	38,199.30	39,279.52	73,329.74	73,329.74	73,329.74
113 ADMINISTRATORS	130,919.80	236,430.00	143,558.88	271,319.42	271,319.42	271,319.42
114 CONFIDENTIAL/SUPERVISORY	33,190.91	35,984.98	38,264.69	0.00	0.00	0.00
131 EXTRA DUTY	0.00	0.00	0.00	0.00	0.00	0.00
190 TRAVEL STIPEND	3,000.00	3,000.00	3,060.00	3,120.00	3,120.00	3,120.00
211 EMPLOYER CONTRIBUTION	18,547.91	19,908.58	13,097.73	17,413.41	17,413.41	17,413.41
212 EMPLOYER PD PERS PU 6.00%	12,311.51	18,820.40	13,904.70	21,505.30	21,505.30	21,505.30
213 PERS UAL	37,304.14	57,025.55	14,646.29	5,197.11	5,197.11	5,197.11
214 PERS BOND	0.00	0.00	27,484.97	51,361.81	51,361.81	51,361.81
216 OPSRP	5,986.94	14,274.05	4,450.07	15,946.23	15,946.23	15,946.23
220 FICA	15,357.99	23,581.79	17,728.50	27,419.25	27,419.25	27,419.25
231 WORKERS' COMPENSATION	995.13	1,237.89	1,853.96	2,867.37	2,867.37	2,867.37
232 UNEMPLOYMENT COMPENSATION	0.00	0.00	1,158.73	1,792.11	1,792.11	1,792.11
233 FAMILY & MEDICAL LEAVE INSURANCE	0.00	0.00	463.49	716.84	716.84	716.84
242 CLASSIFIED INSURANCE	13,943.83	14,298.00	14,532.00	22,128.00	22,128.00	22,128.00
244 ADMIN/CONFID INSURANCE	30,929.00	50,097.14	31,223.21	39,464.40	39,464.40	39,464.40
245 DISTRICT PD TSA	4,800.00	4,800.00	4,800.00	9,600.00	9,600.00	9,600.00
247 DISTRICT PD TSA--CLASSIFI	944.10	962.99	981.99	1,052.44	1,052.44	1,052.44
248 DISTRICT PD TSA--SUPV/CON	1,800.00	1,800.00	1,800.00	0.00	0.00	0.00
312 INST PROGRAM IMP SERVICES	0.00	0.00	0.00	0.00	0.00	0.00
318 PROF & IMP COSTS NON-INST	0.00	214.00	0.00	1,000.00	1,000.00	1,000.00
319 OTHER INST, PROF & TECH	750.00	810.00	500.00	0.00	0.00	0.00
342 TRAVEL, OUT OF DISTRICT	187.18	0.00	500.00	1,500.00	1,500.00	1,500.00
382 LEGAL SERVICES	0.00	2,373.50	15,000.00	15,000.00	15,000.00	15,000.00
389 NON INSTRUCTION PROF/TECH	10,625.00	500.00	0.00	0.00	0.00	0.00
410 SUPPLIES AND MATERIALS	766.86	200.95	1,000.00	1,000.00	1,000.00	1,000.00
460 NON-CONSUMABLE ITEMS	1,620.77	1,253.84	1,000.00	1,000.00	1,000.00	1,000.00
470 COMPUTER SOFTWARE	29,804.28	29,951.55	30,000.00	35,000.00	35,000.00	35,000.00
480 COMPUTER HARDWARE	0.00	0.00	2,000.00	1,500.00	1,500.00	1,500.00
<b>2190 SERVICE DIRECTION STUDENT SUPPO</b>	<b>391,507.43</b>	<b>555,724.51</b>	<b>422,288.73</b>	<b>620,233.44</b>	<b>620,233.44</b>	<b>620,233.44</b>

\*\*\* This page intentionally left blank \*\*\*

Teaching and Learning tab goes here

BACK OF TAB

ACCOUNT NUMBER / TITLE	ACTUAL 2019-20	ACTUAL 2020-21	ADOPTED 2021-22	PROPOSED 2022-23	APPROVED 2022-23	ADOPTED 2022-23
<b>FUNCTION 3310 DIRECTION OF COMMUNITY SERVICE</b>						
114 CONFIDENTIAL/SUPERVISORY	58,388.30	61,252.04	62,196.54	50,216.40	50,216.40	50,216.40
121 SUBSTITUTES-LICENSED	0.00	0.00	0.00	0.00	0.00	0.00
122 SUBSTITUTES-CLASSIFIED	0.00	0.00	0.00	0.00	0.00	0.00
211 EMPLOYER CONTRIBUTION	8,086.83	8,483.45	5,769.30	5,880.48	5,880.48	5,880.48
212 EMPLOYER PD PERS PU 6.00%	3,503.30	3,675.17	4,002.37	3,193.56	3,193.56	3,193.56
213 PERS UAL	10,614.99	11,135.60	4,215.79	771.77	771.77	771.77
214 PERS BOND	0.00	0.00	7,912.09	7,628.18	7,628.18	7,628.18
216 OPSRP	0.00	0.00	0.12	0.18	0.18	0.18
220 FICA	4,241.21	4,488.07	5,105.28	4,074.05	4,074.05	4,074.05
231 WORKERS' COMPENSATION	286.07	245.79	533.89	426.04	426.04	426.04
232 UNEMPLOYMENT COMPENSATION	0.00	0.00	333.68	73.33	73.33	73.33
233 FAMILY & MEDICAL LEAVE INSURANCE	0.00	0.00	133.47	106.51	106.51	106.51
244 ADMIN/CONFID INSURANCE	28,837.46	28,798.48	29,276.06	29,497.14	29,497.14	29,497.14
248 DISTRICT PD TSA--SUPV/CON	1,500.00	1,500.00	4,500.00	3,000.00	3,000.00	3,000.00
351 TELEPHONE	150.00	150.00	170.00	175.00	175.00	175.00
410 SUPPLIES AND MATERIALS	0.00	0.00	0.00	0.00	0.00	0.00
<b>3310 DIRECTION OF COMMUNITY SERVICE</b>	<b>115,608.16</b>	<b>119,728.60</b>	<b>124,148.59</b>	<b>105,042.64</b>	<b>105,042.64</b>	<b>105,042.64</b>

ACCOUNT NUMBER / TITLE	ACTUAL 2019-20	ACTUAL 2020-21	ADOPTED 2021-22	PROPOSED 2022-23	APPROVED 2022-23	ADOPTED 2022-23
<b>FUNCTION 1111 ELEMENTARY INSTRUCTION</b>						
111 LICENSED SALARIES	0.00	0.00	0.00	571,250.28	571,250.28	571,250.28
114 CONFIDENTIAL/SUPERVISORY	11,425.73	11,882.75	12,120.41	12,636.00	12,636.00	12,636.00
121 SUBSTITUTES-LICENSED	0.00	0.00	0.00	0.00	0.00	0.00
122 SUBSTITUTES-CLASSIFIED	0.00	0.00	188.79	188.79	188.79	188.79
131 EXTRA DUTY	0.00	0.00	0.00	0.00	0.00	0.00
211 EMPLOYER CONTRIBUTION	0.00	0.00	0.26	28,766.29	28,766.29	28,766.29
212 EMPLOYER PD PERS PU 6.00%	685.56	713.03	774.98	54,803.02	54,803.02	54,803.02
213 PERS UAL	2,077.18	2,160.35	816.13	13,244.02	13,244.02	13,244.02
214 PERS BOND	0.00	0.00	1,535.48	130,892.22	130,892.22	130,892.22
216 OPSRP	959.77	998.16	713.61	51,850.01	51,850.01	51,850.01
219 PERS PRIOR YR EXPENSE	0.00	0.00	0.00	0.00	0.00	0.00
220 FICA	839.28	878.92	999.03	69,884.77	69,884.77	69,884.77
231 WORKERS' COMPENSATION	57.95	50.16	104.47	7,308.21	7,308.21	7,308.21
232 UNEMPLOYMENT COMPENSATION	0.00	0.00	65.30	4,567.63	4,567.63	4,567.63
233 FAMILY & MEDICAL LEAVE INSURANCE	0.00	0.00	26.12	1,827.05	1,827.05	1,827.05
241 LICENSED INSURANCE	-60,956.92	0.00	0.00	154,786.37	154,786.37	154,786.37
244 ADMIN/CONFID INSURANCE	4,775.26	4,775.98	0.00	20,868.00	20,868.00	20,868.00
246 DISTRICT PD TSA--LICENSED	0.00	0.00	0.00	3,599.53	3,599.53	3,599.53
248 DISTRICT PD TSA--SUPV/CON	750.00	750.00	0.00	611.79	611.79	611.79
311 INSTRUCTION SERVICES	1,275.01	2,296.38	3,000.00	3,000.00	3,000.00	3,000.00
410 SUPPLIES AND MATERIALS	999.36	23,826.00	10,000.00	10,000.00	10,000.00	10,000.00
460 NON-CONSUMABLE ITEMS	228.60	0.00	0.00	0.00	0.00	0.00
480 COMPUTER HARDWARE	0.00	0.00	0.00	0.00	0.00	0.00
<b>1111 ELEMENTARY INSTRUCTION</b>	<b>-36,883.22</b>	<b>48,331.73</b>	<b>30,344.57</b>	<b>1,140,083.99</b>	<b>1,140,083.99</b>	<b>1,140,083.99</b>



ACCOUNT NUMBER / TITLE	ACTUAL 2019-20	ACTUAL 2020-21	ADOPTED 2021-22	PROPOSED 2022-23	APPROVED 2022-23	ADOPTED 2022-23
<b>FUNCTION 1140 PRE_KINDERGARTEN PROGRAMS</b>						
121 SUBSTITUTES-LICENSED	0.00	842.88	0.00	0.00	0.00	0.00
122 SUBSTITUTES-CLASSIFIED	0.00	312.79	0.00	0.00	0.00	0.00
131 EXTRA DUTY	1,672.64	6,832.76	0.00	0.00	0.00	0.00
211 EMPLOYER CONTRIBUTION	231.37	13.08	0.00	0.00	0.00	0.00
212 EMPLOYER PD PERS PU 6.00%	99.62	265.16	0.00	0.00	0.00	0.00
213 PERS UAL	304.02	791.15	0.00	0.00	0.00	0.00
214 PERS BOND	0.00	0.00	0.00	0.00	0.00	0.00
216 OPSRP	0.00	386.31	0.00	0.00	0.00	0.00
220 FICA	121.38	634.48	0.00	0.00	0.00	0.00
231 WORKERS' COMPENSATION	8.29	34.97	0.00	0.00	0.00	0.00
232 UNEMPLOYMENT COMPENSATION	0.00	32.49	0.00	0.00	0.00	0.00
233 FAMILY & MEDICAL LEAVE INSURANCE	0.00	0.00	0.00	0.00	0.00	0.00
410 SUPPLIES AND MATERIALS	950.00	25.61	0.00	0.00	0.00	0.00
460 NON-CONSUMABLE ITEMS	92.61	0.00	0.00	0.00	0.00	0.00
<b>1140 PRE_KINDERGARTEN PROGRAMS</b>	<b>3,479.93</b>	<b>10,171.68</b>	<b>0.00</b>	<b>0.00</b>	<b>0.00</b>	<b>0.00</b>

ACCOUNT NUMBER / TITLE	ACTUAL 2019-20	ACTUAL 2020-21	ADOPTED 2021-22	PROPOSED 2022-23	APPROVED 2022-23	ADOPTED 2022-23
<b>FUNCTION 1210 TALENTED &amp; GIFTED</b>						
121 SUBSTITUTES-LICENSED	0.00	0.00	775.76	775.76	775.76	775.76
211 EMPLOYER CONTRIBUTION	0.00	0.00	5.01	6.40	6.40	6.40
212 EMPLOYER PD PERS PU 6.00%	0.00	0.00	2.32	2.32	2.32	2.32
213 PERS UAL	0.00	0.00	19.82	4.55	4.55	4.55
214 PERS BOND	0.00	0.00	37.19	44.93	44.93	44.93
216 OPSRP	0.00	0.00	14.20	20.34	20.34	20.34
220 FICA	0.00	0.00	59.35	59.35	59.35	59.35
231 WORKERS' COMPENSATION	0.00	0.00	6.21	6.21	6.21	6.21
232 UNEMPLOYMENT COMPENSATION	0.00	0.00	3.88	3.88	3.88	3.88
233 FAMILY & MEDICAL LEAVE INSURANCE	0.00	0.00	1.55	1.55	1.55	1.55
311 INSTRUCTION SERVICES	0.00	0.00	5,000.00	5,000.00	5,000.00	5,000.00
312 INST PROGRAM IMP SERVICES	0.00	0.00	2,000.00	2,000.00	2,000.00	2,000.00
342 TRAVEL, OUT OF DISTRICT	0.00	0.00	0.00	0.00	0.00	0.00
410 SUPPLIES AND MATERIALS	0.00	0.00	500.00	500.00	500.00	500.00
460 NON-CONSUMABLE ITEMS	0.00	0.00	0.00	0.00	0.00	0.00
470 COMPUTER SOFTWARE	0.00	0.00	0.00	0.00	0.00	0.00
640 DUES & FEES	0.00	0.00	0.00	0.00	0.00	0.00
<b>1210 TALENTED &amp; GIFTED</b>	<b>0.00</b>	<b>0.00</b>	<b>8,425.27</b>	<b>8,425.29</b>	<b>8,425.29</b>	<b>8,425.29</b>

ACCOUNT NUMBER / TITLE	ACTUAL 2019-20	ACTUAL 2020-21	ADOPTED 2021-22	PROPOSED 2022-23	APPROVED 2022-23	ADOPTED 2022-23
<b>FUNCTION 1271 REMEDIATION</b>						
112 CLASSIFIED SALARIES	0.00	0.00	0.00	0.00	0.00	0.00
121 SUBSTITUTES-LICENSED	11,814.48	0.00	20,398.72	20,398.72	20,398.72	20,398.72
122 SUBSTITUTES-CLASSIFIED	356.25	0.00	84.94	84.94	84.94	84.94
131 EXTRA DUTY	585.60	32,319.36	0.00	0.00	0.00	0.00
211 EMPLOYER CONTRIBUTION	291.98	0.00	9.79	9.79	9.79	9.79
212 EMPLOYER PD PERS PU 6.00%	243.60	793.95	1.96	1.96	1.96	1.96
213 PERS UAL	2,319.20	2,671.73	55.03	55.03	55.03	55.03
214 PERS BOND	0.00	0.00	681.08	822.93	822.93	822.93
216 OPSRP	894.42	1,234.45	19.51	19.51	19.51	19.51
220 FICA	957.22	2,428.78	55.47	55.47	55.47	55.47
231 WORKERS' COMPENSATION	53.93	133.58	147.36	147.36	147.36	147.36
232 UNEMPLOYMENT COMPENSATION	0.00	0.00	71.04	71.04	71.04	71.04
233 FAMILY & MEDICAL LEAVE INSURANCE	0.00	0.00	28.42	28.42	28.42	28.42
242 CLASSIFIED INSURANCE	52.69	0.00	71.04	71.04	71.04	71.04
410 SUPPLIES AND MATERIALS	0.00	581.46	0.00	0.00	0.00	0.00
460 NON-CONSUMABLE ITEMS	0.00	21.99	0.00	0.00	0.00	0.00
<b>1271 REMEDIATION</b>	<b>17,569.37</b>	<b>40,185.30</b>	<b>21,624.35</b>	<b>21,766.20</b>	<b>21,766.20</b>	<b>21,766.20</b>

ACCOUNT NUMBER / TITLE	ACTUAL 2019-20	ACTUAL 2020-21	ADOPTED 2021-22	PROPOSED 2022-23	APPROVED 2022-23	ADOPTED 2022-23
<b>FUNCTION 1291 ENGLISH SECOND LANGUAGE</b>						
111 LICENSED SALARIES	301,987.42	343,860.36	332,519.00	379,883.00	379,883.00	379,883.00
112 CLASSIFIED SALARIES	293,626.42	319,328.66	320,456.08	361,476.62	361,476.62	361,476.62
114 CONFIDENTIAL/SUPERVISORY	10,589.59	28,650.62	0.00	0.00	0.00	0.00
121 SUBSTITUTES-LICENSED	7,328.88	210.72	6,680.49	6,680.49	6,680.49	6,680.49
122 SUBSTITUTES-CLASSIFIED	5,446.91	452.55	11,662.02	11,662.02	11,662.02	11,662.02
131 EXTRA DUTY	11,186.14	609.80	0.00	0.00	0.00	0.00
211 EMPLOYER CONTRIBUTION	4,608.83	4,563.30	6,995.70	4,023.88	4,023.88	4,023.88
212 EMPLOYER PD PERS PU 6.00%	34,782.56	38,664.47	39,833.56	47,285.53	47,285.53	47,285.53
213 PERS UAL	106,567.39	117,258.43	42,321.02	11,510.62	11,510.62	11,510.62
214 PERS BOND	0.00	0.00	79,865.42	114,296.21	114,296.21	114,296.21
216 OPSRP	46,443.89	51,411.28	32,433.46	59,875.60	59,875.60	59,875.60
220 FICA	46,356.48	50,862.67	53,270.98	62,772.24	62,772.24	62,772.24
231 WORKERS' COMPENSATION	3,008.90	2,876.93	5,570.82	6,564.42	6,564.42	6,564.42
232 UNEMPLOYMENT COMPENSATION	0.00	0.00	3,481.76	4,102.76	4,102.76	4,102.76
233 FAMILY & MEDICAL LEAVE INSURANCE	0.00	0.00	1,392.71	1,641.10	1,641.10	1,641.10
241 LICENSED INSURANCE	106,956.67	109,699.92	102,569.43	111,893.76	111,893.76	111,893.76
242 CLASSIFIED INSURANCE	85,266.71	74,472.28	78,761.95	69,233.79	69,233.79	69,233.79
244 ADMIN/CONFID INSURANCE	9,586.38	19,096.64	0.00	0.00	0.00	0.00
246 DISTRICT PD TSA--LICENSED	2,537.16	3,065.52	2,819.44	831.32	831.32	831.32
247 DISTRICT PD TSA--CLASSIFI	1,876.82	1,663.81	2,036.49	598.10	598.10	598.10
248 DISTRICT PD TSA--SUPV/CON	1,250.00	3,000.00	0.00	0.00	0.00	0.00
312 INST PROGRAM IMP SERVICES	0.00	0.00	20,000.00	20,000.00	20,000.00	20,000.00
341 TRAVEL, LOCAL IN DISTRICT	0.00	0.00	0.00	0.00	0.00	0.00
342 TRAVEL, OUT OF DISTRICT	0.00	0.00	0.00	0.00	0.00	0.00
410 SUPPLIES AND MATERIALS	1,051.48	568.09	500.00	500.00	500.00	500.00
440 PERIODICALS	0.00	0.00	0.00	0.00	0.00	0.00
460 NON-CONSUMABLE ITEMS	0.00	205.92	0.00	0.00	0.00	0.00
470 COMPUTER SOFTWARE	0.00	0.00	0.00	0.00	0.00	0.00
480 COMPUTER HARDWARE	0.00	0.00	0.00	0.00	0.00	0.00
640 DUES & FEES	71.50	0.00	100.00	100.00	100.00	100.00
<b>1291 ENGLISH SECOND LANGUAGE</b>	<b>1,080,530.13</b>	<b>1,170,521.97</b>	<b>1,143,270.33</b>	<b>1,274,931.47</b>	<b>1,274,931.47</b>	<b>1,274,931.47</b>

ACCOUNT NUMBER / TITLE	ACTUAL 2019-20	ACTUAL 2020-21	ADOPTED 2021-22	PROPOSED 2022-23	APPROVED 2022-23	ADOPTED 2022-23
<b>FUNCTION 1460 SUMMER SCHOOL</b>						
121 SUBSTITUTES-LICENSED	0.00	0.00	0.00	0.00	0.00	0.00
123 TEMPORARY-LICENSED	25,273.24	21,870.55	0.00	0.00	0.00	0.00
124 TEMPORARY-CLASSIFIED	3,426.06	4,713.35	0.00	0.00	0.00	0.00
131 EXTRA DUTY	0.00	0.00	0.00	0.00	0.00	0.00
211 EMPLOYER CONTRIBUTION	1,156.93	1,664.08	0.00	0.00	0.00	0.00
212 EMPLOYER PD PERS PU 6.00%	1,397.94	1,436.62	0.00	0.00	0.00	0.00
213 PERS UAL	4,824.83	4,352.98	732.81	0.00	0.00	0.00
214 PERS BOND	0.00	0.00	0.00	0.00	0.00	0.00
216 OPSRP	1,527.62	1,002.03	1,198.20	0.00	0.00	0.00
220 FICA	2,195.36	2,028.03	1,967.00	0.00	0.00	0.00
231 WORKERS' COMPENSATION	127.34	109.18	205.70	0.00	0.00	0.00
232 UNEMPLOYMENT COMPENSATION	0.00	0.00	0.00	0.00	0.00	0.00
233 FAMILY & MEDICAL LEAVE INSURANCE	0.00	0.00	0.00	0.00	0.00	0.00
410 SUPPLIES AND MATERIALS	0.00	0.00	0.00	0.00	0.00	0.00
<b>1460 SUMMER SCHOOL</b>	<b>39,929.32</b>	<b>37,176.82</b>	<b>4,103.71</b>	<b>0.00</b>	<b>0.00</b>	<b>0.00</b>

ACCOUNT NUMBER / TITLE	ACTUAL 2019-20	ACTUAL 2020-21	ADOPTED 2021-22	PROPOSED 2022-23	APPROVED 2022-23	ADOPTED 2022-23
<b>FUNCTION 2114 STUDENT ACCOUNTING SERVICES</b>						
112 CLASSIFIED SALARIES	33,862.32	36,101.52	38,084.32	41,989.68	41,989.68	41,989.68
122 SUBSTITUTES-CLASSIFIED	0.00	0.00	0.00	0.00	0.00	0.00
211 EMPLOYER CONTRIBUTION	0.00	0.00	0.00	0.00	0.00	0.00
212 EMPLOYER PD PERS PU 6.00%	2,031.76	2,166.12	2,285.06	2,519.38	2,519.38	2,519.38
213 PERS UAL	6,156.13	6,563.28	2,406.93	608.85	608.85	608.85
214 PERS BOND	0.00	0.00	4,516.80	6,017.12	6,017.12	6,017.12
216 OPSRP	2,844.44	3,032.52	2,109.87	3,333.98	3,333.98	3,333.98
220 FICA	2,540.87	2,652.28	2,913.45	3,212.21	3,212.21	3,212.21
231 WORKERS' COMPENSATION	167.09	157.29	304.67	335.92	335.92	335.92
232 UNEMPLOYMENT COMPENSATION	0.00	0.00	190.42	209.95	209.95	209.95
233 FAMILY & MEDICAL LEAVE INSURANCE	0.00	0.00	76.17	83.98	83.98	83.98
242 CLASSIFIED INSURANCE	10,027.14	20,290.00	0.00	12,660.00	12,660.00	12,660.00
247 DISTRICT PD TSA--CLASSIFI	0.00	0.00	0.00	0.00	0.00	0.00
<b>2114 STUDENT ACCOUNTING SERVICES</b>	<b>57,629.75</b>	<b>70,963.01</b>	<b>52,887.70</b>	<b>70,971.07</b>	<b>70,971.07</b>	<b>70,971.07</b>

ACCOUNT NUMBER / TITLE	ACTUAL 2019-20	ACTUAL 2020-21	ADOPTED 2021-22	PROPOSED 2022-23	APPROVED 2022-23	ADOPTED 2022-23
<b>FUNCTION 2210 IMPROVEMENT OF INSTRUCTION SERVICES</b>						
112 CLASSIFIED SALARIES	0.00	0.00	0.00	0.00	0.00	0.00
113 ADMINISTRATORS	0.00	0.00	0.00	0.00	0.00	0.00
114 CONFIDENTIAL/SUPERVISORY	0.00	0.00	0.00	0.00	0.00	0.00
121 SUBSTITUTES-LICENSED	0.00	0.00	0.00	0.00	0.00	0.00
122 SUBSTITUTES-CLASSIFIED	0.00	0.00	0.00	0.00	0.00	0.00
131 EXTRA DUTY	7,989.25	0.00	0.00	0.00	0.00	0.00
190 TRAVEL STIPEND	0.00	0.00	0.00	0.00	0.00	0.00
211 EMPLOYER CONTRIBUTION	222.70	0.00	0.00	0.00	0.00	0.00
212 EMPLOYER PD PERS PU 6.00%	450.17	0.00	0.00	0.00	0.00	0.00
213 PERS UAL	1,380.73	0.00	0.00	0.00	0.00	0.00
214 PERS BOND	0.00	0.00	0.00	0.00	0.00	0.00
216 OPSRP	502.75	0.00	0.00	0.00	0.00	0.00
220 FICA	617.14	0.00	0.00	0.00	0.00	0.00
231 WORKERS' COMPENSATION	43.05	0.00	0.00	0.00	0.00	0.00
232 UNEMPLOYMENT COMPENSATION	0.00	0.00	0.00	0.00	0.00	0.00
233 FAMILY & MEDICAL LEAVE INSURANCE	0.00	0.00	0.00	0.00	0.00	0.00
242 CLASSIFIED INSURANCE	-3,109.48	0.00	0.00	0.00	0.00	0.00
244 ADMIN/CONFID INSURANCE	0.00	0.00	0.00	0.00	0.00	0.00
245 DISTRICT PD TSA	0.00	0.00	0.00	0.00	0.00	0.00
247 DISTRICT PD TSA--CLASSIFI	0.00	0.00	0.00	0.00	0.00	0.00
248 DISTRICT PD TSA--SUPV/CON	0.00	0.00	0.00	0.00	0.00	0.00
311 INSTRUCTION SERVICES	0.00	0.00	0.00	0.00	0.00	0.00
312 INST PROGRAM IMP SERVICES	49.00	509.05	0.00	0.00	0.00	0.00
316 DATA PROCESSING SERVICES	0.00	0.00	0.00	0.00	0.00	0.00
319 OTHER INST, PROF & TECH	0.00	0.00	0.00	0.00	0.00	0.00
324 RENTALS	0.00	0.00	0.00	0.00	0.00	0.00
341 TRAVEL, LOCAL IN DISTRICT	0.00	0.00	0.00	0.00	0.00	0.00
342 TRAVEL, OUT OF DISTRICT	0.00	0.00	0.00	0.00	0.00	0.00
353 POSTAGE	0.00	0.00	0.00	0.00	0.00	0.00
640 DUES & FEES	0.00	0.00	0.00	0.00	0.00	0.00
<b>2210 IMPROVEMENT OF INSTRUCTION SERV</b>	<b>8,145.31</b>	<b>509.05</b>	<b>0.00</b>	<b>0.00</b>	<b>0.00</b>	<b>0.00</b>

ACCOUNT NUMBER / TITLE	ACTUAL 2019-20	ACTUAL 2020-21	ADOPTED 2021-22	PROPOSED 2022-23	APPROVED 2022-23	ADOPTED 2022-23
<b>FUNCTION 2211 CURRICULUM IMPROVEMENT</b>						
112 CLASSIFIED SALARIES	9,596.38	9,933.66	10,170.84	20,976.05	20,976.05	20,976.05
113 ADMINISTRATORS	254,396.60	268,160.00	273,523.20	294,457.28	294,457.28	294,457.28
114 CONFIDENTIAL/SUPERVISORY	56,153.80	11,994.96	60,585.76	0.00	0.00	0.00
121 SUBSTITUTES-LICENSED	187.92	0.00	367.24	367.24	367.24	367.24
122 SUBSTITUTES-CLASSIFIED	0.00	0.00	210.08	210.08	210.08	210.08
131 EXTRA DUTY	10,712.77	2,120.80	8,024.00	8,024.00	8,024.00	8,024.00
190 TRAVEL STIPEND	6,000.00	6,000.00	6,120.00	6,240.00	6,240.00	6,240.00
211 EMPLOYER CONTRIBUTION	19,890.23	20,245.09	12,860.67	35.29	35.29	35.29
212 EMPLOYER PD PERS PU 6.00%	20,497.36	18,855.34	21,615.98	19,718.38	19,718.38	19,718.38
213 PERS UAL	62,114.98	57,150.95	22,864.36	4,787.19	4,787.19	4,787.19
214 PERS BOND	0.00	0.00	42,907.68	47,311.67	47,311.67	47,311.67
216 OPSRP	16,636.57	14,127.79	11,805.56	26,188.42	26,188.42	26,188.42
220 FICA	25,646.66	23,684.97	28,106.92	25,692.08	25,692.08	25,692.08
231 WORKERS' COMPENSATION	1,657.91	1,234.76	2,939.29	2,686.75	2,686.75	2,686.75
232 UNEMPLOYMENT COMPENSATION	0.00	0.00	1,837.05	1,679.22	1,679.22	1,679.22
233 FAMILY & MEDICAL LEAVE INSURANCE	0.00	0.00	734.82	671.69	671.69	671.69
241 LICENSED INSURANCE	0.00	39.88	0.00	0.00	0.00	0.00
242 CLASSIFIED INSURANCE	4,478.24	4,455.63	4,844.00	7,376.00	7,376.00	7,376.00
244 ADMIN/CONFID INSURANCE	57,200.35	42,762.71	57,578.55	39,464.40	39,464.40	39,464.40
245 DISTRICT PD TSA	9,600.00	9,600.00	9,600.00	9,600.00	9,600.00	9,600.00
246 DISTRICT PD TSA--LICENSED	0.00	1.83	0.00	0.00	0.00	0.00
247 DISTRICT PD TSA--CLASSIFI	245.43	248.40	254.27	264.13	264.13	264.13
248 DISTRICT PD TSA--SUPV/CON	2,850.00	600.00	2,850.00	0.00	0.00	0.00
311 INSTRUCTION SERVICES	2,475.00	1,400.00	0.00	0.00	0.00	0.00
312 INST PROGRAM IMP SERVICES	941.00	0.00	6,000.00	6,000.00	6,000.00	6,000.00
316 DATA PROCESSING SERVICES	23,346.25	12,060.00	15,000.00	15,000.00	15,000.00	15,000.00
319 OTHER INST, PROF & TECH	0.00	0.00	3,500.00	3,500.00	3,500.00	3,500.00
324 RENTALS	374.84	233.89	1,000.00	1,000.00	1,000.00	1,000.00
341 TRAVEL, LOCAL IN DISTRICT	19.49	0.00	0.00	0.00	0.00	0.00
342 TRAVEL, OUT OF DISTRICT	291.76	15.29	0.00	0.00	0.00	0.00
353 POSTAGE	0.00	0.00	150.00	150.00	150.00	150.00
386 DATA PROCESSING SERVICES	4,990.00	4,990.00	5,000.00	5,000.00	5,000.00	5,000.00
389 NON INSTRUCTION PROF/TECH	50.00	0.00	0.00	0.00	0.00	0.00
410 SUPPLIES AND MATERIALS	9,052.35	1,538.33	7,000.00	7,000.00	7,000.00	7,000.00



ACCOUNT NUMBER / TITLE	ACTUAL 2019-20	ACTUAL 2020-21	ADOPTED 2021-22	ADOPTED 2022-23	APPROVED 2022-23	ADOPTED 2022-23
<b>FUNCTION 2211 CURRICULUM IMPROVEMENT</b>						
460 NON-CONSUMABLE ITEMS	2,444.22	422.91	2,500.00	2,500.00	2,500.00	2,500.00
470 COMPUTER SOFTWARE	2,503.40	8,865.23	5,500.00	5,500.00	5,500.00	5,500.00
480 COMPUTER HARDWARE	0.00	0.00	2,000.00	2,000.00	2,000.00	2,000.00
640 DUES & FEES	0.00	0.00	300.00	300.00	300.00	300.00
<b>2211 CURRICULUM IMPROVEMENT</b>	<b>604,353.51</b>	<b>520,742.42</b>	<b>627,750.26</b>	<b>563,699.88</b>	<b>563,699.88</b>	<b>563,699.88</b>

ACCOUNT NUMBER / TITLE	ACTUAL 2019-20	ACTUAL 2020-21	ADOPTED 2021-22	PROPOSED 2022-23	APPROVED 2022-23	ADOPTED 2022-23
<b>FUNCTION 2230 ASSESSMENT AND TESTING</b>						
111 LICENSED SALARIES	0.00	0.00	0.00	0.00	0.00	0.00
112 CLASSIFIED SALARIES	0.00	0.00	0.00	0.00	0.00	0.00
121 SUBSTITUTES-LICENSED	1,127.52	0.00	7,206.42	7,206.42	7,206.42	7,206.42
122 SUBSTITUTES-CLASSIFIED	0.00	0.00	340.00	340.00	340.00	340.00
131 EXTRA DUTY	3,282.54	279.38	2,500.00	2,500.00	2,500.00	2,500.00
211 EMPLOYER CONTRIBUTION	163.53	9.62	60.40	62.42	62.42	62.42
212 EMPLOYER PD PERS PU 6.00%	195.36	18.75	22.35	22.35	22.35	22.35
213 PERS UAL	728.50	56.80	225.41	225.41	225.41	225.41
214 PERS BOND	0.00	0.00	75.67	91.42	91.42	91.42
216 OPSRP	237.41	20.39	92.08	100.86	100.86	100.86
220 FICA	324.08	22.72	289.31	289.31	289.31	289.31
231 WORKERS' COMPENSATION	20.24	1.30	12.63	12.63	12.63	12.63
232 UNEMPLOYMENT COMPENSATION	0.00	0.00	7.89	7.89	7.89	7.89
233 FAMILY & MEDICAL LEAVE INSURANCE	0.00	0.00	3.16	3.16	3.16	3.16
241 LICENSED INSURANCE	0.00	0.00	0.00	0.00	0.00	0.00
242 CLASSIFIED INSURANCE	0.00	0.00	0.00	0.00	0.00	0.00
246 DISTRICT PD TSA--LICENSED	0.00	0.00	0.00	0.00	0.00	0.00
247 DISTRICT PD TSA--CLASSIFI	0.00	0.00	0.00	0.00	0.00	0.00
312 INST PROGRAM IMP SERVICES	0.00	0.00	0.00	0.00	0.00	0.00
316 DATA PROCESSING SERVICES	9,631.00	0.00	8,000.00	8,000.00	8,000.00	8,000.00
319 OTHER INST, PROF & TECH	2,376.00	0.00	3,000.00	3,000.00	3,000.00	3,000.00
342 TRAVEL, OUT OF DISTRICT	119.00	0.00	0.00	0.00	0.00	0.00
389 NON INSTRUCTION PROF/TECH	0.00	0.00	0.00	0.00	0.00	0.00
410 SUPPLIES AND MATERIALS	4,138.47	0.00	14,000.00	14,000.00	14,000.00	14,000.00
460 NON-CONSUMABLE ITEMS	735.39	0.00	0.00	0.00	0.00	0.00
470 COMPUTER SOFTWARE	0.00	0.00	0.00	0.00	0.00	0.00
480 COMPUTER HARDWARE	0.00	0.00	0.00	0.00	0.00	0.00
640 DUES & FEES	119.00	0.00	0.00	0.00	0.00	0.00
<b>2230 ASSESSMENT AND TESTING</b>	<b>23,198.04</b>	<b>408.96</b>	<b>35,835.31</b>	<b>35,861.86</b>	<b>35,861.86</b>	<b>35,861.86</b>

ACCOUNT NUMBER / TITLE	ACTUAL 2019-20	ACTUAL 2020-21	ADOPTED 2021-22	PROPOSED 2022-23	APPROVED 2022-23	ADOPTED 2022-23
<b>FUNCTION 2240 STAFF DEVELOPMENT</b>						
111 LICENSED SALARIES	0.00	12,000.00	0.00	0.00	0.00	0.00
121 SUBSTITUTES-LICENSED	0.00	0.00	3,652.80	3,652.80	3,652.80	3,652.80
122 SUBSTITUTES-CLASSIFIED	0.00	0.00	0.00	0.00	0.00	0.00
131 EXTRA DUTY	1,413.76	370.59	8,412.00	8,412.00	8,412.00	8,412.00
211 EMPLOYER CONTRIBUTION	30.27	0.00	496.03	496.03	496.03	496.03
212 EMPLOYER PD PERS PU 6.00%	63.23	739.29	0.00	0.00	0.00	0.00
213 PERS UAL	191.53	2,240.07	0.00	0.00	0.00	0.00
214 PERS BOND	0.00	0.00	0.00	0.00	0.00	0.00
216 OPSRP	70.12	1,035.03	0.00	0.00	0.00	0.00
220 FICA	106.47	927.98	505.27	505.27	505.27	505.27
231 WORKERS' COMPENSATION	7.91	48.96	52.84	52.84	52.84	52.84
232 UNEMPLOYMENT COMPENSATION	0.00	0.00	0.00	0.00	0.00	0.00
233 FAMILY & MEDICAL LEAVE INSURANCE	0.00	0.00	0.00	0.00	0.00	0.00
242 CLASSIFIED INSURANCE	42.50	0.00	0.00	0.00	0.00	0.00
247 DISTRICT PD TSA--CLASSIFI	0.00	0.00	0.00	0.00	0.00	0.00
311 INSTRUCTION SERVICES	0.00	0.00	0.00	0.00	0.00	0.00
312 INST PROGRAM IMP SERVICES	3,000.00	184.00	10,000.00	10,000.00	10,000.00	10,000.00
318 PROF & IMP COSTS NON-INST	0.00	925.00	0.00	0.00	0.00	0.00
319 OTHER INST, PROF & TECH	0.00	0.00	2,000.00	2,000.00	2,000.00	2,000.00
324 RENTALS	0.00	0.00	0.00	0.00	0.00	0.00
341 TRAVEL, LOCAL IN DISTRICT	247.94	0.00	0.00	0.00	0.00	0.00
342 TRAVEL, OUT OF DISTRICT	262.38	775.00	0.00	0.00	0.00	0.00
389 NON INSTRUCTION PROF/TECH	11,968.75	2,531.25	6,000.00	6,000.00	6,000.00	6,000.00
410 SUPPLIES AND MATERIALS	1,434.56	717.70	3,328.00	3,328.00	3,328.00	3,328.00
460 NON-CONSUMABLE ITEMS	534.22	101.55	0.00	0.00	0.00	0.00
470 COMPUTER SOFTWARE	384.00	0.00	0.00	0.00	0.00	0.00
<b>2240 STAFF DEVELOPMENT</b>	<b>19,757.64</b>	<b>22,596.42</b>	<b>34,446.94</b>	<b>34,446.94</b>	<b>34,446.94</b>	<b>34,446.94</b>

\*\*\* This page intentionally left blank \*\*\*

Administration Tab goes Here

BACK OF TAB

ACCOUNT NUMBER / TITLE	ACTUAL 2019-20	ACTUAL 2020-21	ADOPTED 2021-22	PROPOSED 2022-23	APPROVED 2022-23	ADOPTED 2022-23
<b>FUNCTION 2115 STUDENT SAFETY</b>						
311 INSTRUCTION SERVICES	122,106.00	116,159.00	125,000.00	132,500.00	132,500.00	132,500.00
2115 STUDENT SAFETY	122,106.00	116,159.00	125,000.00	132,500.00	132,500.00	132,500.00

ACCOUNT NUMBER / TITLE	ACTUAL 2019-20	ACTUAL 2020-21	ADOPTED 2021-22	PROPOSED 2022-23	APPROVED 2022-23	ADOPTED 2022-23
<b>FUNCTION 2310 BOARD OF EDUCATION</b>						
312 INST PROGRAM IMP SERVICES	0.00	0.00	30,000.00	30,000.00	30,000.00	30,000.00
318 PROF & IMP COSTS NON-INST	0.00	20.00	0.00	0.00	0.00	0.00
342 TRAVEL, OUT OF DISTRICT	17,005.93	77.73	30,000.00	15,000.00	15,000.00	15,000.00
351 TELEPHONE	34.80	0.00	0.00	0.00	0.00	0.00
354 ADVERTISING	505.00	997.50	1,000.00	2,000.00	2,000.00	2,000.00
381 AUDIT SERVICES	46,010.00	56,010.00	66,000.00	70,000.00	70,000.00	70,000.00
382 LEGAL SERVICES	13,945.50	434.50	15,000.00	3,000.00	3,000.00	3,000.00
384 NEGOTIATION SERVICES	34,034.77	34,715.47	35,410.00	36,826.00	36,826.00	36,826.00
388 ELECTION SERVICES	0.00	22,746.73	8,500.00	9,000.00	9,000.00	9,000.00
389 NON INSTRUCTION PROF/TECH	69,552.35	79,843.20	125,000.00	85,000.00	85,000.00	85,000.00
410 SUPPLIES AND MATERIALS	628.08	1,250.43	1,000.00	2,500.00	2,500.00	2,500.00
460 NON-CONSUMABLE ITEMS	447.98	0.00	200.00	5,000.00	5,000.00	5,000.00
640 DUES & FEES	10,158.25	9,258.25	11,400.00	11,000.00	11,000.00	11,000.00
652 FIDELITY BOND PREMIUMS	4,348.00	4,348.00	5,000.00	5,000.00	5,000.00	5,000.00
655 JUDGE SETTLE AGAINST DIST	1,121.50	145.00	0.00	0.00	0.00	0.00
670 TAXES AND LICENSES	878.18	878.18	1,000.00	1,000.00	1,000.00	1,000.00
<b>2310 BOARD OF EDUCATION</b>	<b>198,670.34</b>	<b>210,724.99</b>	<b>329,510.00</b>	<b>275,326.00</b>	<b>275,326.00</b>	<b>275,326.00</b>



ACCOUNT NUMBER / TITLE	ACTUAL 2019-20	ACTUAL 2020-21	ADOPTED 2021-22	PROPOSED 2022-23	APPROVED 2022-23	ADOPTED 2022-23
<b>FUNCTION 2321 OFFICE OF SUPERINTENDENT</b>						
112 CLASSIFIED SALARIES	18,103.08	19,324.44	20,383.60	22,414.68	22,414.68	22,414.68
113 ADMINISTRATORS	160,328.00	187,540.33	163,534.56	176,800.00	176,800.00	176,800.00
114 CONFIDENTIAL/SUPERVISORY	68,766.60	74,084.00	75,565.68	81,450.72	81,450.72	81,450.72
122 SUBSTITUTES-CLASSIFIED	0.00	0.00	1,050.38	1,050.38	1,050.38	1,050.38
131 EXTRA DUTY	40,130.69	0.00	0.00	0.00	0.00	0.00
190 TRAVEL STIPEND	8,400.00	8,400.00	8,568.00	8,736.00	8,736.00	8,736.00
211 EMPLOYER CONTRIBUTION	28,926.90	27,137.71	15,303.59	21,034.07	21,034.07	21,034.07
212 EMPLOYER PD PERS PU 6.00%	17,653.27	10,925.00	16,567.44	17,848.42	17,848.42	17,848.42
213 PERS UAL	53,489.17	52,603.64	17,449.93	4,313.11	4,313.11	4,313.11
214 PERS BOND	0.00	0.00	32,769.57	42,653.66	42,653.66	42,653.66
216 OPSRP	7,170.39	7,846.31	5,485.27	8,490.11	8,490.11	8,490.11
220 FICA	17,167.24	18,838.68	21,188.11	22,821.35	22,821.35	22,821.35
231 WORKERS' COMPENSATION	1,413.40	1,139.87	2,215.75	2,386.55	2,386.55	2,386.55
232 UNEMPLOYMENT COMPENSATION	0.00	0.00	1,384.84	1,491.59	1,491.59	1,491.59
233 FAMILY & MEDICAL LEAVE INSURANCE	0.00	0.00	553.94	596.64	596.64	596.64
242 CLASSIFIED INSURANCE	13,998.00	14,280.00	14,532.00	14,532.00	14,532.00	14,532.00
244 ADMIN/CONFID INSURANCE	38,869.48	36,978.13	39,011.82	39,396.96	39,396.96	39,396.96
245 DISTRICT PD TSA	12,000.00	12,000.00	4,800.00	4,800.00	4,800.00	4,800.00
247 DISTRICT PD TSA--CLASSIFI	0.00	0.00	0.00	0.00	0.00	0.00
248 DISTRICT PD TSA--SUPV/CON	3,000.00	3,000.00	3,000.00	3,000.00	3,000.00	3,000.00
312 INST PROGRAM IMP SERVICES	30,000.00	30,000.00	0.00	0.00	0.00	0.00
318 PROF & IMP COSTS NON-INST	0.00	35.00	350.00	350.00	350.00	350.00
322 REPAIRS & MAINTENANCE	0.00	0.00	500.00	500.00	500.00	500.00
324 RENTALS	3,062.21	1,898.21	6,500.00	4,000.00	4,000.00	4,000.00
342 TRAVEL, OUT OF DISTRICT	2,882.85	428.48	5,000.00	8,000.00	8,000.00	8,000.00
353 POSTAGE	20,878.70	4,813.72	8,000.00	5,000.00	5,000.00	5,000.00
389 NON INSTRUCTION PROF/TECH	13,049.26	6,830.51	60,000.00	10,000.00	10,000.00	10,000.00
410 SUPPLIES AND MATERIALS	10,801.50	4,015.84	10,000.00	10,000.00	10,000.00	10,000.00
440 PERIODICALS	296.40	296.40	350.00	350.00	350.00	350.00
460 NON-CONSUMABLE ITEMS	740.46	10.99	3,000.00	4,000.00	4,000.00	4,000.00
470 COMPUTER SOFTWARE	336.00	336.00	500.00	500.00	500.00	500.00
640 DUES & FEES	5,115.62	4,636.00	5,000.00	5,000.00	5,000.00	5,000.00
<b>2321 OFFICE OF SUPERINTENDENT</b>	<b>576,579.22</b>	<b>527,399.26</b>	<b>542,564.49</b>	<b>521,516.23</b>	<b>521,516.23</b>	<b>521,516.23</b>

ACCOUNT NUMBER / TITLE	ACTUAL 2019-20	ACTUAL 2020-21	ADOPTED 2021-22	PROPOSED 2022-23	APPROVED 2022-23	ADOPTED 2022-23
<b>FUNCTION 2410 OFFICE OF THE PRINCIPAL</b>						
318 PROF & IMP COSTS NON-INST	19,277.82	20,892.02	24,000.00	24,000.00	24,000.00	24,000.00
640 DUES & FEES	19,475.00	20,140.00	23,000.00	25,000.00	25,000.00	25,000.00
<b>2410 OFFICE OF THE PRINCIPAL</b>	<b>38,752.82</b>	<b>41,032.02</b>	<b>47,000.00</b>	<b>49,000.00</b>	<b>49,000.00</b>	<b>49,000.00</b>

All schools tab goes here

BACK OF TAB

ACCOUNT NUMBER / TITLE	ACTUAL 2019-20	ACTUAL 2020-21	ADOPTED 2021-22	PROPOSED 2022-23	APPROVED 2022-23	ADOPTED 2022-23
<b>FUNCTION 2214 MULTI CULTURAL EQUITY</b>						
112 CLASSIFIED SALARIES	0.00	0.00	0.00	0.00	0.00	0.00
113 ADMINISTRATORS	104,160.60	108,327.00	110,493.54	144,789.84	144,789.84	144,789.84
122 SUBSTITUTES-CLASSIFIED	0.00	0.00	145.51	145.51	145.51	145.51
131 EXTRA DUTY	25,476.39	24,522.14	0.00	0.00	0.00	0.00
190 TRAVEL STIPEND	3,000.00	3,000.00	3,060.00	3,120.00	3,120.00	3,120.00
211 EMPLOYER CONTRIBUTION	226.79	78.78	0.07	0.08	0.08	0.08
212 EMPLOYER PD PERS PU 6.00%	7,758.45	8,092.01	7,101.92	9,163.30	9,163.30	9,163.30
213 PERS UAL	23,526.20	24,542.50	7,480.64	2,214.45	2,214.45	2,214.45
214 PERS BOND	0.00	0.00	14,039.06	21,886.13	21,886.13	21,886.13
216 OPSRP	10,732.61	11,291.98	6,556.94	12,125.38	12,125.38	12,125.38
220 FICA	9,943.70	10,210.98	9,057.76	11,686.02	11,686.02	11,686.02
231 WORKERS' COMPENSATION	640.38	539.30	947.22	1,222.07	1,222.07	1,222.07
232 UNEMPLOYMENT COMPENSATION	0.00	0.23	592.01	763.79	763.79	763.79
233 FAMILY & MEDICAL LEAVE INSURANCE	0.00	0.00	236.80	305.52	305.52	305.52
242 CLASSIFIED INSURANCE	620.95	0.00	0.00	0.00	0.00	0.00
244 ADMIN/CONFID INSURANCE	19,168.46	19,171.00	19,471.51	19,732.20	19,732.20	19,732.20
245 DISTRICT PD TSA	4,800.00	4,800.00	0.00	4,800.00	4,800.00	4,800.00
248 DISTRICT PD TSA--SUPV/CON	0.00	0.00	4,800.00	0.00	0.00	0.00
311 INSTRUCTION SERVICES	932.20	1,141.25	3,000.00	3,000.00	3,000.00	3,000.00
318 PROF & IMP COSTS NON-INST	0.00	469.00	0.00	2,000.00	2,000.00	2,000.00
319 OTHER INST, PROF & TECH	15,149.59	12,713.08	28,000.00	10,000.00	10,000.00	10,000.00
342 TRAVEL, OUT OF DISTRICT	1,472.00	0.00	2,000.00	1,000.00	1,000.00	1,000.00
389 NON INSTRUCTION PROF/TECH	0.00	778.00	0.00	1,000.00	1,000.00	1,000.00
410 SUPPLIES AND MATERIALS	485.84	681.51	4,000.00	2,000.00	2,000.00	2,000.00
460 NON-CONSUMABLE ITEMS	336.93	816.18	0.00	2,000.00	2,000.00	2,000.00
470 COMPUTER SOFTWARE	0.00	0.00	0.00	0.00	0.00	0.00
640 DUES & FEES	4,827.84	7,350.00	10,000.00	15,000.00	15,000.00	15,000.00
<b>2214 MULTI CULTURAL EQUITY</b>	<b>233,258.93</b>	<b>238,524.94</b>	<b>230,982.99</b>	<b>267,954.29</b>	<b>267,954.29</b>	<b>267,954.29</b>

ACCOUNT NUMBER / TITLE	ACTUAL 2019-20	ACTUAL 2020-21	ADOPTED 2021-22	PROPOSED 2022-23	APPROVED 2022-23	ADOPTED 2022-23
<b>FUNCTION 2510 DIRECTION OF BUSINESS SUPPORT SERVICES</b>						
113 ADMINISTRATORS	127,917.00	124,855.51	133,085.52	138,747.44	138,747.44	138,747.44
190 TRAVEL STIPEND	3,000.00	3,000.00	3,060.00	3,120.00	3,120.00	3,120.00
211 EMPLOYER CONTRIBUTION	0.00	0.00	0.00	0.00	0.00	0.00
212 EMPLOYER PD PERS PU 6.00%	7,855.08	7,671.33	8,456.73	8,800.05	8,800.05	8,800.05
213 PERS UAL	23,800.69	23,244.11	8,907.76	2,126.68	2,126.68	2,126.68
214 PERS BOND	0.00	0.00	16,716.14	21,017.44	21,017.44	21,017.44
216 OPSRP	10,997.04	10,739.84	7,808.38	11,645.39	11,645.39	11,645.39
220 FICA	9,881.04	9,665.71	10,782.33	11,220.06	11,220.06	11,220.06
231 WORKERS' COMPENSATION	623.52	498.28	1,127.56	1,173.34	1,173.34	1,173.34
232 UNEMPLOYMENT COMPENSATION	0.00	0.00	704.73	733.34	733.34	733.34
233 FAMILY & MEDICAL LEAVE INSURANCE	0.00	0.00	281.89	293.33	293.33	293.33
244 ADMIN/CONFID INSURANCE	19,168.46	19,471.00	19,471.51	19,732.20	19,732.20	19,732.20
245 DISTRICT PD TSA	4,800.00	4,800.00	0.00	0.00	0.00	0.00
248 DISTRICT PD TSA--SUPV/CON	0.00	0.00	4,800.00	0.00	0.00	0.00
342 TRAVEL, OUT OF DISTRICT	1,623.40	0.00	2,100.00	2,100.00	2,100.00	2,100.00
359 OTHER COMMUNICATION SERV	0.00	0.00	0.00	0.00	0.00	0.00
389 NON INSTRUCTION PROF/TECH	61,877.95	6,583.45	0.00	0.00	0.00	0.00
410 SUPPLIES AND MATERIALS	1,537.59	1,105.95	1,000.00	2,000.00	2,000.00	2,000.00
460 NON-CONSUMABLE ITEMS	5,740.00	0.00	0.00	0.00	0.00	0.00
640 DUES & FEES	5,400.00	1,990.00	490.00	490.00	490.00	490.00
<b>2510 DIRECTION OF BUSINESS SUPPORT SE</b>	<b>284,221.77</b>	<b>213,625.18</b>	<b>218,792.56</b>	<b>223,199.27</b>	<b>223,199.27</b>	<b>223,199.27</b>

ACCOUNT NUMBER / TITLE	ACTUAL 2019-20	ACTUAL 2020-21	ADOPTED 2021-22	PROPOSED 2022-23	APPROVED 2022-23	ADOPTED 2022-23
<b>FUNCTION 2520 BUSINESS SERVICES</b>						
112 CLASSIFIED SALARIES	64,712.60	67,024.80	68,623.04	81,880.92	81,880.92	81,880.92
114 CONFIDENTIAL/SUPERVISORY	192,500.56	203,957.00	208,036.14	216,886.80	216,886.80	216,886.80
121 SUBSTITUTES-LICENSED	0.00	0.00	0.00	0.00	0.00	0.00
122 SUBSTITUTES-CLASSIFIED	0.00	0.00	3,000.00	3,000.00	3,000.00	3,000.00
131 EXTRA DUTY	1,960.36	367.37	0.00	0.00	0.00	0.00
190 TRAVEL STIPEND	0.00	0.00	0.00	0.00	0.00	0.00
199 DOM PARTNER INS VALUE	0.00	0.00	0.00	0.00	0.00	0.00
211 EMPLOYER CONTRIBUTION	6,786.38	7,057.81	4,755.61	6,319.41	6,319.41	6,319.41
212 EMPLOYER PD PERS PU 6.00%	15,550.38	16,280.96	17,173.19	18,506.20	18,506.20	18,506.20
213 PERS UAL	47,117.78	49,323.97	18,089.10	4,472.33	4,472.33	4,472.33
214 PERS BOND	0.00	0.00	33,945.68	44,198.97	44,198.97	44,198.97
216 OPSRP	17,654.59	18,511.27	12,810.79	19,949.05	19,949.05	19,949.05
220 FICA	18,999.30	20,026.40	21,895.82	23,595.40	23,595.40	23,595.40
231 WORKERS' COMPENSATION	1,262.33	1,115.67	2,289.76	2,467.49	2,467.49	2,467.49
232 UNEMPLOYMENT COMPENSATION	0.00	1.51	1,431.10	1,542.18	1,542.18	1,542.18
233 FAMILY & MEDICAL LEAVE INSURANCE	0.00	0.00	572.44	616.87	616.87	616.87
241 LICENSED INSURANCE	0.00	0.00	0.00	0.00	0.00	0.00
242 CLASSIFIED INSURANCE	29,146.86	30,114.37	30,328.00	30,328.00	30,328.00	30,328.00
244 ADMIN/CONFID INSURANCE	57,782.71	57,633.90	58,414.54	58,994.28	58,994.28	58,994.28
245 DISTRICT PD TSA	0.00	0.00	0.00	0.00	0.00	0.00
246 DISTRICT PD TSA--LICENSED	0.00	0.00	0.00	0.00	0.00	0.00
247 DISTRICT PD TSA--CLASSIFI	1,664.22	1,675.56	560.68	668.94	668.94	668.94
248 DISTRICT PD TSA--SUPV/CON	9,000.00	9,000.00	9,000.00	9,000.00	9,000.00	9,000.00
270 RETIREE INSURANCE	0.00	0.00	10,000.00	10,000.00	10,000.00	10,000.00
318 PROF & IMP COSTS NON-INST	205.00	568.00	200.00	200.00	200.00	200.00
322 REPAIRS & MAINTENANCE	0.00	0.00	500.00	500.00	500.00	500.00
324 RENTALS	1,755.06	1,594.96	2,100.00	2,100.00	2,100.00	2,100.00
341 TRAVEL, LOCAL IN DISTRICT	4.97	3.30	0.00	0.00	0.00	0.00
342 TRAVEL, OUT OF DISTRICT	822.41	440.38	4,000.00	4,000.00	4,000.00	4,000.00
353 POSTAGE	7.85	0.00	50.00	50.00	50.00	50.00
389 NON INSTRUCTION PROF/TECH	35,715.78	5,364.36	4,800.00	8,000.00	8,000.00	8,000.00
410 SUPPLIES AND MATERIALS	2,725.05	3,219.28	5,000.00	5,000.00	5,000.00	5,000.00
430 LIBRARY BOOKS	0.00	0.00	0.00	0.00	0.00	0.00

ACCOUNT NUMBER / TITLE	ACTUAL 2019-20	ACTUAL 2020-21	ADOPTED 2021-22	PROPOSED 2022-23	APPROVED 2022-23	ADOPTED 2022-23
<b>FUNCTION 2520 BUSINESS SERVICES (continued)</b>						
440 PERIODICALS	0.00	0.00	0.00	0.00	0.00	0.00
460 NON-CONSUMABLE ITEMS	137.27	7,910.19	1,500.00	1,500.00	1,500.00	1,500.00
470 COMPUTER SOFTWARE	54,971.38	63,811.78	57,805.96	61,804.86	61,804.86	61,804.86
480 COMPUTER HARDWARE	0.00	306.69	1,500.00	1,500.00	1,500.00	1,500.00
550 TECHNOLOGY	0.00	0.00	0.00	0.00	0.00	0.00
621 REGULAR INTEREST	0.00	0.00	0.00	0.00	0.00	0.00
640 DUES & FEES	378.65	1,263.17	1,250.00	1,735.00	1,735.00	1,735.00
651 LIABILITY INSURANCE	0.00	0.00	0.00	0.00	0.00	0.00
<b>2520 BUSINESS SERVICES</b>	<b>560,861.49</b>	<b>566,572.70</b>	<b>579,631.84</b>	<b>618,816.72</b>	<b>618,816.72</b>	<b>618,816.72</b>



ACCOUNT NUMBER / TITLE	ACTUAL 2019-20	ACTUAL 2020-21	ADOPTED 2021-22	PROPOSED 2022-23	APPROVED 2022-23	ADOPTED 2022-23
<b>FUNCTION 2542 CUSTODIAL</b>						
112 CLASSIFIED SALARIES	0.00	0.00	0.00	0.00	0.00	0.00
122 SUBSTITUTES-CLASSIFIED	224.42	0.00	0.00	0.00	0.00	0.00
124 TEMPORARY-CLASSIFIED	52,675.25	38,185.47	0.00	0.00	0.00	0.00
131 EXTRA DUTY	12,082.00	0.00	0.00	0.00	0.00	0.00
211 EMPLOYER CONTRIBUTION	1,766.76	1,154.22	0.00	0.00	0.00	0.00
212 EMPLOYER PD PERS PU 6.00%	1,358.03	61.14	0.00	0.00	0.00	0.00
213 PERS UAL	5,132.70	4,441.84	0.00	0.00	0.00	0.00
214 PERS BOND	0.00	0.00	0.00	0.00	0.00	0.00
216 OPSRP	1,424.70	1,353.30	0.00	0.00	0.00	0.00
220 FICA	4,927.85	2,920.59	0.00	0.00	0.00	0.00
231 WORKERS' COMPENSATION	925.89	514.88	0.00	0.00	0.00	0.00
232 UNEMPLOYMENT COMPENSATION	0.00	13.17	0.00	0.00	0.00	0.00
233 FAMILY & MEDICAL LEAVE INSURANCE	0.00	0.00	0.00	0.00	0.00	0.00
242 CLASSIFIED INSURANCE	0.00	0.00	0.00	0.00	0.00	0.00
244 ADMIN/CONFID INSURANCE	0.00	0.00	0.00	0.00	0.00	0.00
247 DISTRICT PD TSA--CLASSIFI	0.00	0.00	0.00	0.00	0.00	0.00
248 DISTRICT PD TSA--SUPV/CON	0.00	0.00	0.00	0.00	0.00	0.00
322 REPAIRS & MAINTENANCE	0.00	0.00	0.00	0.00	0.00	0.00
324 RENTALS	0.00	0.00	0.00	0.00	0.00	0.00
328 GARBAGE	0.00	0.00	0.00	0.00	0.00	0.00
329 OTHER PROPERTY SERVICES	0.00	0.00	0.00	0.00	0.00	0.00
342 TRAVEL, OUT OF DISTRICT	0.00	0.00	0.00	0.00	0.00	0.00
383 ARCHIT/ENGINEER SERVICES	0.00	0.00	0.00	0.00	0.00	0.00
389 NON INSTRUCTION PROF/TECH	0.00	0.00	0.00	0.00	0.00	0.00
410 SUPPLIES AND MATERIALS	8,924.20	197,832.49	0.00	0.00	0.00	0.00
460 NON-CONSUMABLE ITEMS	573.50	9,189.79	0.00	0.00	0.00	0.00
480 COMPUTER HARDWARE	2,284.78	0.00	0.00	0.00	0.00	0.00
640 DUES & FEES	0.00	0.00	0.00	0.00	0.00	0.00
670 TAXES AND LICENSES	0.00	0.00	0.00	0.00	0.00	0.00
<b>2542 CUSTODIAL</b>	<b>92,300.08</b>	<b>255,666.89</b>	<b>0.00</b>	<b>0.00</b>	<b>0.00</b>	<b>0.00</b>

ACCOUNT NUMBER / TITLE	ACTUAL 2019-20	ACTUAL 2020-21	ADOPTED 2021-22	PROPOSED 2022-23	APPROVED 2022-23	ADOPTED 2022-23
<b>FUNCTION 2543 GROUNDS MAITENANCE</b>						
112 CLASSIFIED SALARIES	95,750.56	109,049.28	103,060.32	167,603.76	167,603.76	167,603.76
114 CONFIDENTIAL/SUPERVISORY	22,851.54	0.00	0.00	25,272.00	25,272.00	25,272.00
122 SUBSTITUTES-CLASSIFIED	0.00	0.00	20,000.00	20,000.00	20,000.00	20,000.00
124 TEMPORARY-CLASSIFIED	0.00	0.00	9,614.93	9,614.93	9,614.93	9,614.93
131 EXTRA DUTY	0.00	0.00	0.00	0.00	0.00	0.00
211 EMPLOYER CONTRIBUTION	7,227.14	7,549.20	4,902.37	6,697.46	6,697.46	6,697.46
212 EMPLOYER PD PERS PU 6.00%	6,880.05	6,542.95	7,811.01	11,841.24	11,841.24	11,841.24
213 PERS UAL	20,846.52	19,825.06	8,227.59	2,861.63	2,861.63	2,861.63
214 PERS BOND	0.00	0.00	15,439.76	28,280.84	28,280.84	28,280.84
216 OPSRP	5,248.77	4,581.57	4,072.38	10,857.44	10,857.44	10,857.44
220 FICA	8,387.79	7,964.46	9,959.03	15,097.59	15,097.59	15,097.59
231 WORKERS' COMPENSATION	3,014.58	3,113.79	1,041.47	1,578.83	1,578.83	1,578.83
232 UNEMPLOYMENT COMPENSATION	0.00	0.00	650.92	986.77	986.77	986.77
233 FAMILY & MEDICAL LEAVE INSURANCE	0.00	0.00	260.37	394.71	394.71	394.71
242 CLASSIFIED INSURANCE	37,234.45	41,622.00	41,280.00	47,616.00	47,616.00	47,616.00
244 ADMIN/CONFID INSURANCE	9,550.50	0.00	0.00	0.00	0.00	0.00
247 DISTRICT PD TSA--CLASSIFI	1,329.95	1,362.68	1,382.31	1,478.30	1,478.30	1,478.30
248 DISTRICT PD TSA--SUPV/CON	1,500.00	0.00	1,382.31	1,478.30	1,478.30	1,478.30
322 REPAIRS & MAINTENANCE	1,962.07	22,279.22	2,000.00	2,000.00	2,000.00	2,000.00
324 RENTALS	0.00	0.00	0.00	0.00	0.00	0.00
328 GARBAGE	535.69	120.00	10,000.00	10,000.00	10,000.00	10,000.00
329 OTHER PROPERTY SERVICES	0.00	6,450.00	0.00	0.00	0.00	0.00
342 TRAVEL, OUT OF DISTRICT	0.00	0.00	0.00	0.00	0.00	0.00
383 ARCHIT/ENGINEER SERVICES	0.00	0.00	0.00	0.00	0.00	0.00
389 NON INSTRUCTION PROF/TECH	0.00	185.00	2,000.00	2,000.00	2,000.00	2,000.00
410 SUPPLIES AND MATERIALS	19,457.95	34,152.00	25,000.00	25,000.00	25,000.00	25,000.00
460 NON-CONSUMABLE ITEMS	5,480.17	1,672.06	5,000.00	5,000.00	5,000.00	5,000.00
640 DUES & FEES	115.00	250.00	1,000.00	1,000.00	1,000.00	1,000.00
670 TAXES AND LICENSES	535.99	570.15	1,000.00	1,000.00	1,000.00	1,000.00
<b>2543 GROUNDS MAITENANCE</b>	<b>247,908.72</b>	<b>267,289.42</b>	<b>275,084.76</b>	<b>397,659.81</b>	<b>397,659.81</b>	<b>397,659.81</b>

ACCOUNT NUMBER / TITLE	ACTUAL 2019-20	ACTUAL 2020-21	ADOPTED 2021-22	PROPOSED 2022-23	APPROVED 2022-23	ADOPTED 2022-23
<b>FUNCTION 2544 BUILDING OPERATIONS AND MAINTENANCE</b>						
112 CLASSIFIED SALARIES	331,735.63	288,871.61	352,872.08	290,743.56	290,743.56	290,743.56
114 CONFIDENTIAL/SUPERVISORY	103,802.80	106,270.84	110,114.10	105,629.68	105,629.68	105,629.68
122 SUBSTITUTES-CLASSIFIED	24.04	0.00	20,000.00	20,000.00	20,000.00	20,000.00
124 TEMPORARY-CLASSIFIED	0.00	0.00	0.00	0.00	0.00	0.00
131 EXTRA DUTY	0.00	0.00	0.00	0.00	0.00	0.00
211 EMPLOYER CONTRIBUTION	11,602.60	12,023.04	7,819.92	15,700.96	15,700.96	15,700.96
212 EMPLOYER PD PERS PU 6.00%	26,133.73	23,708.44	28,262.13	24,006.96	24,006.96	24,006.96
213 PERS UAL	79,185.28	71,836.73	29,769.33	5,801.66	5,801.66	5,801.66
214 PERS BOND	0.00	0.00	55,866.87	57,339.13	57,339.13	57,339.13
216 OPSRP	29,550.31	25,899.97	21,085.96	20,485.78	20,485.78	20,485.78
220 FICA	32,559.58	29,557.48	36,040.49	30,615.16	30,615.16	30,615.16
231 WORKERS' COMPENSATION	10,912.51	9,208.27	3,768.94	3,201.58	3,201.58	3,201.58
232 UNEMPLOYMENT COMPENSATION	0.00	0.00	2,355.59	2,000.99	2,000.99	2,000.99
233 FAMILY & MEDICAL LEAVE INSURANCE	0.00	0.00	942.23	800.40	800.40	800.40
242 CLASSIFIED INSURANCE	74,967.44	57,882.80	75,276.00	35,640.00	35,640.00	35,640.00
244 ADMIN/CONFID INSURANCE	19,101.02	19,103.56	19,471.51	19,664.76	19,664.76	19,664.76
247 DISTRICT PD TSA--CLASSIFI	4,792.40	4,895.76	5,022.80	3,716.38	3,716.38	3,716.38
248 DISTRICT PD TSA--SUPV/CON	3,000.00	2,250.00	3,000.00	0.00	0.00	0.00
319 OTHER INST, PROF & TECH	1,020.00	1,497.50	4,000.00	4,000.00	4,000.00	4,000.00
321 CLEANING SERVICES	55,259.23	29,194.32	23,000.00	18,000.00	18,000.00	18,000.00
322 REPAIRS & MAINTENANCE	86,401.20	129,150.38	75,000.00	250,000.00	250,000.00	250,000.00
323 CONTRACT SERVICE AGREEMNT	103,724.68	25,956.61	150,000.00	10,000.00	10,000.00	10,000.00
324 RENTALS	960.14	1,417.81	0.00	0.00	0.00	0.00
325 ELECTRICITY	694,382.05	596,532.03	700,000.00	730,000.00	730,000.00	730,000.00
326 FUEL	266,665.11	315,718.63	320,000.00	380,000.00	380,000.00	380,000.00
327 WATER AND SEWAGE	346,345.91	350,666.58	385,000.00	350,000.00	350,000.00	350,000.00
328 GARBAGE	90,037.37	68,972.64	120,000.00	160,000.00	160,000.00	160,000.00
329 OTHER PROPERTY SERVICES	10,345.30	4,124.10	5,000.00	5,000.00	5,000.00	5,000.00
342 TRAVEL, OUT OF DISTRICT	0.00	248.64	500.00	500.00	500.00	500.00
351 TELEPHONE	600.00	600.00	1,000.00	1,000.00	1,000.00	1,000.00
353 POSTAGE	27.41	20.80	0.00	0.00	0.00	0.00
383 ARCHIT/ENGINEER SERVICES	0.00	2,233.11	0.00	0.00	0.00	0.00
389 NON INSTRUCTION PROF/TECH	5,189.99	36,031.75	40,000.00	20,000.00	20,000.00	20,000.00
410 SUPPLIES AND MATERIALS	189,031.62	226,689.84	170,000.00	230,000.00	230,000.00	230,000.00

ACCOUNT NUMBER / TITLE	ACTUAL 2019-20	ACTUAL 2020-21	ADOPTED 2021-22	ADOPTED 2022-23	APPROVED 2022-23	ADOPTED 2022-23
<b>FUNCTION 2544 BUILDING OPERATIONS AND MAINTENANCE (continued)</b>						
460 NON-CONSUMABLE ITEMS	30,157.10	10,391.34	20,000.00	40,000.00	40,000.00	40,000.00
470 COMPUTER SOFTWARE	1,270.00	1,296.00	2,000.00	2,000.00	2,000.00	2,000.00
480 COMPUTER HARDWARE	1,970.77	493.36	5,000.00	5,000.00	5,000.00	5,000.00
541 INITIAL & ADDITNL EQUIP	0.00	0.00	0.00	0.00	0.00	0.00
542 REPLACE EQUIP PURCHASE	141,446.75	11,999.00	20,000.00	20,000.00	20,000.00	20,000.00
640 DUES & FEES	621.30	1,264.00	1,000.00	1,000.00	1,000.00	1,000.00
653 PROPERTY INSURANCE PREM	361,657.00	429,368.00	493,775.00	518,533.40	518,533.40	518,533.40
670 TAXES AND LICENSES	439.04	3,136.00	5,000.00	5,000.00	5,000.00	5,000.00
<b>2544 BUILDING OPERATIONS AND MAINTENA</b>	<b>3,114,919.31</b>	<b>2,898,510.94</b>	<b>3,311,942.95</b>	<b>3,385,380.39</b>	<b>3,385,380.39</b>	<b>3,385,380.39</b>

ACCOUNT NUMBER / TITLE	ACTUAL 2019-20	ACTUAL 2020-21	ADOPTED 2021-22	PROPOSED 2022-23	APPROVED 2022-23	ADOPTED 2022-23
<b>FUNCTION 2545 VEHICLE MAINTENANCE</b>						
322 REPAIRS & MAINTENANCE	0.00	2,102.44	1,000.00	1,000.00	1,000.00	1,000.00
326 FUEL	10,722.76	16,547.57	8,000.00	20,000.00	20,000.00	20,000.00
329 OTHER PROPERTY SERVICES	0.00	76.00	0.00	0.00	0.00	0.00
410 SUPPLIES AND MATERIALS	6,817.85	10,254.38	10,000.00	10,000.00	10,000.00	10,000.00
460 NON-CONSUMABLE ITEMS	0.00	0.00	0.00	0.00	0.00	0.00
653 PROPERTY INSURANCE PREM	0.00	0.00	0.00	12,324.40	12,324.40	12,324.40
<b>2545 VEHICLE MAINTENANCE</b>	<b>17,540.61</b>	<b>28,980.39</b>	<b>19,000.00</b>	<b>43,324.40</b>	<b>43,324.40</b>	<b>43,324.40</b>

ACCOUNT NUMBER / TITLE	ACTUAL 2019-20	ACTUAL 2020-21	ADOPTED 2021-22	PROPOSED 2022-23	APPROVED 2022-23	ADOPTED 2022-23
<b>FUNCTION 2550 TRANSPORTATION</b>						
322 REPAIRS & MAINTENANCE	0.00	0.00	0.00	0.00	0.00	0.00
331 REIMBURSABLE STUDENT TRAN	1,072,714.73	872,195.42	1,326,145.60	1,000,000.00	1,000,000.00	1,000,000.00
332 NON-REIMBURSABLE STUDENT	0.00	12,321.28	0.00	0.00	0.00	0.00
342 TRAVEL, OUT OF DISTRICT	0.00	0.00	0.00	0.00	0.00	0.00
410 SUPPLIES AND MATERIALS	128.08	0.00	0.00	0.00	0.00	0.00
460 NON-CONSUMABLE ITEMS	479.88	0.00	0.00	0.00	0.00	0.00
653 PROPERTY INSURANCE PREM	27,533.00	32,363.00	0.00	0.00	0.00	0.00
<b>2550 TRANSPORTATION</b>	<b>1,100,855.69</b>	<b>916,879.70</b>	<b>1,326,145.60</b>	<b>1,000,000.00</b>	<b>1,000,000.00</b>	<b>1,000,000.00</b>

ACCOUNT NUMBER / TITLE	ACTUAL 2019-20	ACTUAL 2020-21	ADOPTED 2021-22	PROPOSED 2022-23	APPROVED 2022-23	ADOPTED 2022-23
<b>FUNCTION 2558 SPECIAL ED TRANSPORTATION</b>						
112 CLASSIFIED SALARIES	790,661.34	646,671.33	1,005,126.46	1,117,431.90	1,117,431.90	1,117,431.90
114 CONFIDENTIAL/SUPERVISORY	63,737.12	33,342.68	72,590.03	76,165.96	76,165.96	76,165.96
122 SUBSTITUTES-CLASSIFIED	101,761.18	36,990.34	96,638.85	96,638.85	96,638.85	96,638.85
124 TEMPORARY-CLASSIFIED	0.00	36,442.27	0.00	0.00	0.00	0.00
131 EXTRA DUTY	12,934.48	5,238.30	0.00	0.00	0.00	0.00
211 EMPLOYER CONTRIBUTION	31,458.90	25,779.26	27,279.50	35,758.34	35,758.34	35,758.34
212 EMPLOYER PD PERS PU 6.00%	49,188.07	40,066.43	66,791.64	73,442.43	73,442.43	73,442.43
213 PERS UAL	161,214.41	131,056.28	70,253.97	17,725.67	17,725.67	17,725.67
214 PERS BOND	0.00	0.00	133,941.08	177,720.36	177,720.36	177,720.36
216 OPSRP	55,412.33	44,938.38	43,241.87	70,122.17	70,122.17	70,122.17
220 FICA	71,273.18	55,436.64	90,983.75	99,463.51	99,463.51	99,463.51
231 WORKERS' COMPENSATION	32,364.23	25,626.51	9,514.64	10,401.41	10,401.41	10,401.41
232 UNEMPLOYMENT COMPENSATION	0.00	37.87	5,946.65	6,500.88	6,500.88	6,500.88
233 FAMILY & MEDICAL LEAVE INSURANCE	0.00	0.00	2,378.66	2,600.35	2,600.35	2,600.35
242 CLASSIFIED INSURANCE	257,634.39	209,361.42	276,216.00	204,996.00	204,996.00	204,996.00
244 ADMIN/CONFID INSURANCE	18,169.76	6,650.74	21,425.54	21,637.98	21,637.98	21,637.98
245 DISTRICT PD TSA	461.94	474.11	0.00	0.00	0.00	0.00
247 DISTRICT PD TSA--CLASSIFI	8,173.75	5,664.57	7,464.45	2,429.59	2,429.59	2,429.59
248 DISTRICT PD TSA--SUPV/CON	0.00	0.00	3,000.00	3,000.00	3,000.00	3,000.00
319 OTHER INST, PROF & TECH	142.63	495.80	2,000.00	500.00	500.00	500.00
322 REPAIRS & MAINTENANCE	13,474.56	9,388.79	45,000.00	35,000.00	35,000.00	35,000.00
323 CONTRACT SERVICE AGREEMNT	371.00	0.00	0.00	0.00	0.00	0.00
324 RENTALS	480.32	482.10	500.00	500.00	500.00	500.00
326 FUEL	66,870.97	36,251.75	115,000.00	125,000.00	125,000.00	125,000.00
329 OTHER PROPERTY SERVICES	1,356.00	844.51	0.00	0.00	0.00	0.00
331 REIMBURSABLE STUDENT TRAN	6,289.26	0.00	7,800.00	10,000.00	10,000.00	10,000.00
342 TRAVEL, OUT OF DISTRICT	2,412.83	434.30	4,000.00	4,000.00	4,000.00	4,000.00
359 OTHER COMMUNICATION SERV	9,169.28	9,419.41	0.00	12,000.00	12,000.00	12,000.00
389 NON INSTRUCTION PROF/TECH	6,440.98	6,200.71	6,000.00	6,000.00	6,000.00	6,000.00
410 PARTS AND MATERIALS	5,688.45	18,438.68	22,000.00	22,000.00	22,000.00	22,000.00
412 OFFICE SUPPLIES	1,359.38	839.90	2,500.00	2,500.00	2,500.00	2,500.00
460 NON-CONSUMABLE ITEMS	2,389.59	2,109.01	3,000.00	3,000.00	3,000.00	3,000.00
480 COMPUTER HARDWARE	39.99	3,306.80	2,000.00	2,000.00	2,000.00	2,000.00

ACCOUNT NUMBER / TITLE	ACTUAL 2019-20	ACTUAL 2020-21	ADOPTED 2021-22	PROPOSED 2022-23	APPROVED 2022-23	ADOPTED 2022-23
<b>FUNCTION 2558 SPECIAL ED TRANSPORTATION</b>						
530 IMPROVE OTHER THAN BUILD	20,050.87	0.00	0.00	0.00	0.00	0.00
541 INITIAL & ADDITNL EQUIP	19.97	0.00	0.00	0.00	0.00	0.00
640 DUES & FEES	884.60	334.34	3,500.00	5,000.00	5,000.00	5,000.00
653 PROPERTY INSURANCE PREM	313.00	322.00	37,587.75	38,237.62	38,237.62	38,237.62
<b>2558 SPECIAL ED TRANSPORTATION</b>	<b>1,792,198.76</b>	<b>1,392,645.23</b>	<b>2,183,680.85</b>	<b>2,281,773.02</b>	<b>2,281,773.02</b>	<b>2,281,887.02</b>



ACCOUNT NUMBER / TITLE	ACTUAL 2019-20	ACTUAL 2020-21	ADOPTED 2021-22	PROPOSED 2022-23	APPROVED 2022-23	ADOPTED 2022-23
<b>FUNCTION 2574 PRINTING AND DUPLICATING SERVICES</b>						
112 CLASSIFIED SALARIES	86,166.96	101,868.07	91,375.12	84,068.85	84,068.85	84,068.85
122 SUBSTITUTES-CLASSIFIED	8,445.64	0.00	5,329.81	5,329.81	5,329.81	5,329.81
131 EXTRA DUTY	282.00	0.00	0.00	0.00	0.00	0.00
211 EMPLOYER CONTRIBUTION	12,076.63	14,108.79	7,910.49	3,303.10	3,303.10	3,303.10
212 EMPLOYER PD PERS PU 6.00%	5,231.83	2,667.87	5,552.99	5,141.40	5,141.40	5,141.40
213 PERS UAL	17,029.23	18,519.57	5,844.37	1,241.41	1,241.41	1,241.41
214 PERS BOND	0.00	0.00	11,068.17	12,390.24	12,390.24	12,390.24
216 OPSRP	543.84	0.00	15.03	4,364.62	4,364.62	4,364.62
220 FICA	6,704.04	7,217.06	7,358.95	6,834.17	6,834.17	6,834.17
231 WORKERS' COMPENSATION	884.01	1,060.29	769.56	714.68	714.68	714.68
232 UNEMPLOYMENT COMPENSATION	0.00	0.00	480.98	446.68	446.68	446.68
233 FAMILY & MEDICAL LEAVE INSURANCE	0.00	0.00	192.39	178.67	178.67	178.67
242 CLASSIFIED INSURANCE	35,629.26	34,960.77	36,933.00	29,433.00	29,433.00	29,433.00
247 DISTRICT PD TSA--CLASSIFI	879.32	1,140.92	0.00	446.46	446.46	446.46
322 REPAIRS & MAINTENANCE	500.00	739.00	0.00	2,000.00	2,000.00	2,000.00
324 RENTALS	153,635.66	54,677.66	165,000.00	100,000.00	100,000.00	100,000.00
326 FUEL	46.96	0.00	0.00	0.00	0.00	0.00
328 GARBAGE	0.00	800.00	0.00	0.00	0.00	0.00
410 SUPPLIES AND MATERIALS	92,660.50	61,630.32	105,000.00	100,000.00	100,000.00	100,000.00
460 NON-CONSUMABLE ITEMS	74.99	309.08	2,000.00	2,000.00	2,000.00	2,000.00
470 COMPUTER SOFTWARE	0.00	107.88	10,000.00	15,000.00	15,000.00	15,000.00
<b>2574 PRINTING AND DUPLICATING SERVICE:</b>	<b>420,790.87</b>	<b>299,807.28</b>	<b>454,830.86</b>	<b>372,893.10</b>	<b>372,893.10</b>	<b>372,893.10</b>

ACCOUNT NUMBER / TITLE	ACTUAL 2019-20	ACTUAL 2020-21	ADOPTED 2021-22	PROPOSED 2022-23	APPROVED 2022-23	ADOPTED 2022-23
<b>FUNCTION 2633 PUBLIC INFORMATION</b>						
113 ADMINISTRATORS	104,160.60	156,697.59	110,493.54	97,492.72	97,492.72	97,492.72
190 TRAVEL STIPEND	3,000.00	3,000.00	3,060.00	3,120.00	3,120.00	3,120.00
211 EMPLOYER CONTRIBUTION	0.00	0.00	0.00	0.00	0.00	0.00
212 EMPLOYER PD PERS PU 6.00%	6,429.67	9,581.90	7,101.21	6,036.76	6,036.76	6,036.76
213 PERS UAL	19,481.84	29,008.70	7,479.94	1,458.88	1,458.88	1,458.88
214 PERS BOND	0.00	0.00	14,036.73	14,417.80	14,417.80	14,417.80
216 OPSRP	9,001.48	13,409.96	6,556.79	7,988.65	7,988.65	7,988.65
220 FICA	8,063.66	12,112.21	9,054.05	7,696.87	7,696.87	7,696.87
231 WORKERS' COMPENSATION	514.27	629.66	946.83	804.90	804.90	804.90
232 UNEMPLOYMENT COMPENSATION	0.00	5.06	591.77	503.06	503.06	503.06
233 FAMILY & MEDICAL LEAVE INSURANCE	0.00	0.00	236.71	201.23	201.23	201.23
242 CLASSIFIED INSURANCE	0.00	0.00	0.00	0.00	0.00	0.00
244 ADMIN/CONFID INSURANCE	19,168.46	17,874.57	19,471.51	19,664.76	19,664.76	19,664.76
245 DISTRICT PD TSA	4,800.00	4,800.00	0.00	0.00	0.00	0.00
247 DISTRICT PD TSA--CLASSIFI	0.00	0.00	0.00	0.00	0.00	0.00
248 DISTRICT PD TSA--SUPV/CON	0.00	0.00	4,800.00	0.00	0.00	0.00
319 OTHER INST, PROF & TECH	0.00	0.00	3,000.00	0.00	0.00	0.00
322 REPAIRS & MAINTENANCE	955.00	545.97	425.00	400.00	400.00	400.00
323 CONTRACT SERVICE AGREEMNT	241.00	239.00	300.00	0.00	0.00	0.00
324 RENTALS	0.00	0.00	500.00	500.00	500.00	500.00
341 TRAVEL, LOCAL IN DISTRICT	0.00	0.00	100.00	0.00	0.00	0.00
342 TRAVEL, OUT OF DISTRICT	135.00	0.00	0.00	2,000.00	2,000.00	2,000.00
353 POSTAGE	3,629.20	7,559.31	8,000.00	8,000.00	8,000.00	8,000.00
355 PRINTING AND BINDING	0.00	3,931.00	2,500.00	4,500.00	4,500.00	4,500.00
389 NON INSTRUCTION PROF/TECH	300.00	0.00	1,500.00	1,500.00	1,500.00	1,500.00
410 SUPPLIES AND MATERIALS	1,415.51	2,087.28	3,275.00	3,000.00	3,000.00	3,000.00
460 NON-CONSUMABLE ITEMS	1,168.29	1,518.82	0.00	1,000.00	1,000.00	1,000.00
470 COMPUTER SOFTWARE	0.00	770.00	415.00	200.00	200.00	200.00
480 COMPUTER HARDWARE	0.00	0.00	2,215.00	0.00	0.00	0.00
640 DUES & FEES	0.00	0.00	150.00	200.00	200.00	200.00
<b>2633 PUBLIC INFORMATION</b>	<b>182,463.98</b>	<b>263,771.03</b>	<b>206,209.08</b>	<b>180,685.64</b>	<b>180,685.64</b>	<b>180,685.64</b>

ACCOUNT NUMBER / TITLE	ACTUAL 2019-20	ACTUAL 2020-21	ADOPTED 2021-22	PROPOSED 2022-23	APPROVED 2022-23	ADOPTED 2022-23
<b>FUNCTION 2640 STAFF SERVICES / HUMAN RESOURCES</b>						
112 CLASSIFIED SALARIES	23,194.08	24,344.32	66,424.80	87,425.28	87,425.28	87,425.28
114 CONFIDENTIAL/SUPERVISORY	183,218.40	194,450.33	198,339.31	211,167.32	211,167.32	211,167.32
131 EXTRA DUTY	921.38	0.00	0.00	0.00	0.00	0.00
190 TRAVEL STIPEND	3,000.00	3,000.00	3,060.00	3,120.00	3,120.00	3,120.00
211 EMPLOYER CONTRIBUTION	20,151.87	21,394.92	17,654.59	16,245.82	16,245.82	16,245.82
212 EMPLOYER PD PERS PU 6.00%	12,613.87	13,307.74	16,545.88	18,673.09	18,673.09	18,673.09
213 PERS UAL	38,219.96	40,322.28	17,428.33	4,512.66	4,512.66	4,512.66
214 PERS BOND	0.00	0.00	32,705.70	44,597.57	44,597.57	44,597.57
216 OPSRP	5,437.28	5,654.76	3,970.26	13,037.26	13,037.26	13,037.26
220 FICA	15,605.70	16,563.53	21,096.00	23,808.19	23,808.19	23,808.19
231 WORKERS' COMPENSATION	1,023.56	889.15	2,206.12	2,489.75	2,489.75	2,489.75
232 UNEMPLOYMENT COMPENSATION	0.00	0.00	1,378.82	1,556.09	1,556.09	1,556.09
233 FAMILY & MEDICAL LEAVE INSURANCE	0.00	0.00	551.53	622.44	622.44	622.44
242 CLASSIFIED INSURANCE	6,156.00	6,252.00	26,976.00	12,672.00	12,672.00	12,672.00
244 ADMIN/CONFID INSURANCE	36,975.17	36,927.48	0.00	0.00	0.00	0.00
245 DISTRICT PD TSA	4,338.06	4,320.00	0.00	0.00	0.00	0.00
247 DISTRICT PD TSA--CLASSIFI	596.20	608.64	620.62	2,185.63	2,185.63	2,185.63
248 DISTRICT PD TSA--SUPV/CON	3,000.00	3,000.00	0.00	0.00	0.00	0.00
318 PROF & IMP COSTS NON-INST	175.00	2,409.00	0.00	500.00	500.00	500.00
319 OTHER INST, PROF & TECH	0.00	0.00	25,000.00	0.00	0.00	0.00
342 TRAVEL, OUT OF DISTRICT	1,072.53	0.00	2,500.00	10,000.00	10,000.00	10,000.00
354 ADVERTISING	650.00	650.00	700.00	700.00	700.00	700.00
389 NON INSTRUCTION PROF/TECH	4,031.25	0.00	5,000.00	5,000.00	5,000.00	5,000.00
410 SUPPLIES AND MATERIALS	2,443.86	1,364.99	3,000.00	3,000.00	3,000.00	3,000.00
460 NON-CONSUMABLE ITEMS	71.50	132.08	200.00	600.00	600.00	600.00
470 COMPUTER SOFTWARE	25,561.50	26,756.82	45,000.00	35,000.00	35,000.00	35,000.00
640 DUES & FEES	1,433.00	1,714.00	2,500.00	2,500.00	2,500.00	2,500.00
<b>2640 STAFF SERVICES / HUMAN RESOURCE:</b>	<b>389,890.17</b>	<b>404,062.04</b>	<b>492,857.96</b>	<b>499,413.11</b>	<b>499,413.11</b>	<b>499,413.11</b>

ACCOUNT NUMBER / TITLE	ACTUAL 2019-20	ACTUAL 2020-21	ADOPTED 2021-22	PROPOSED 2022-23	APPROVED 2022-23	ADOPTED 2022-23
<b>FUNCTION 2649 OTHER STAFF SERVICES</b>						
112 CLASSIFIED SALARIES	0.00	0.00	0.00	0.00	0.00	0.00
131 EXTRA DUTY	1,388.50	1,416.50	1,416.27	1,444.04	1,444.04	1,444.04
211 EMPLOYER CONTRIBUTION	128.24	196.20	0.00	0.00	0.00	0.00
212 EMPLOYER PD PERS PU 6.00%	0.00	0.00	0.00	0.00	0.00	0.00
213 PERS UAL	168.31	257.53	0.00	0.00	0.00	0.00
214 PERS BOND	0.00	0.00	0.00	0.00	0.00	0.00
216 OPSRP	0.00	0.00	0.00	0.00	0.00	0.00
220 FICA	14.52	108.37	108.34	110.47	110.47	110.47
231 WORKERS' COMPENSATION	6.72	6.05	11.33	11.55	11.55	11.55
232 UNEMPLOYMENT COMPENSATION	0.00	0.00	7.08	7.22	7.22	7.22
233 FAMILY & MEDICAL LEAVE INSURANCE	0.00	0.00	2.83	2.89	2.89	2.89
241 LICENSED INSURANCE	0.00	0.00	0.00	0.00	0.00	0.00
242 CLASSIFIED INSURANCE	0.00	0.00	0.00	0.00	0.00	0.00
246 DISTRICT PD TSA--LICENSED	0.00	0.00	0.00	0.00	0.00	0.00
247 DISTRICT PD TSA--CLASSIFI	0.00	0.00	0.00	0.00	0.00	0.00
319 OTHER INST, PROF & TECH	0.00	0.00	0.00	0.00	0.00	0.00
342 TRAVEL, OUT OF DISTRICT	0.00	0.00	0.00	0.00	0.00	0.00
354 ADVERTISING	0.00	0.00	0.00	0.00	0.00	0.00
410 SUPPLIES AND MATERIALS	0.00	0.00	0.00	0.00	0.00	0.00
470 COMPUTER SOFTWARE	0.00	0.00	0.00	0.00	0.00	0.00
640 DUES & FEES	0.00	0.00	0.00	0.00	0.00	0.00
<b>2649 OTHER STAFF SERVICES</b>	<b>1,706.29</b>	<b>1,984.65</b>	<b>1,545.86</b>	<b>1,576.17</b>	<b>1,576.17</b>	<b>1,576.17</b>

ACCOUNT NUMBER / TITLE	ACTUAL 2019-20	ACTUAL 2020-21	ADOPTED 2021-22	PROPOSED 2022-23	APPROVED 2022-23	ADOPTED 2022-23
<b>FUNCTION 2660 NETWORK OPERATIONS</b>						
112 CLASSIFIED SALARIES	250,875.12	222,702.33	296,520.56	240,015.60	240,015.60	240,015.60
114 CONFIDENTIAL/SUPERVISORY	186,516.41	281,499.85	250,247.82	408,075.20	408,075.20	408,075.20
122 SUBSTITUTES-CLASSIFIED	0.00	2,554.72	0.00	0.00	0.00	0.00
124 TEMPORARY-CLASSIFIED	0.00	16,704.01	0.00	0.00	0.00	0.00
126 VACANCY - CLASSIFIED	0.00	114.05	0.00	0.00	0.00	0.00
131 EXTRA DUTY	11,199.91	4,796.54	0.00	0.00	0.00	0.00
190 TRAVEL STIPEND	1,599.96	1,466.63	1,631.96	1,663.96	1,663.96	1,663.96
211 EMPLOYER CONTRIBUTION	8,679.45	8,956.20	12,789.14	0.00	0.00	0.00
212 EMPLOYER PD PERS PU 6.00%	24,231.12	29,409.35	33,444.02	39,785.45	39,785.45	39,785.45
213 PERS UAL	75,403.87	90,740.50	35,227.70	9,614.82	9,614.82	9,614.82
214 PERS BOND	0.00	0.00	66,107.68	95,020.91	95,020.91	95,020.91
216 OPSRP	29,576.04	36,494.28	22,689.02	52,649.41	52,649.41	52,649.41
220 FICA	33,544.15	39,675.80	42,641.13	50,853.74	50,853.74	50,853.74
231 WORKERS' COMPENSATION	2,187.54	2,168.15	4,459.20	5,318.04	5,318.04	5,318.04
232 UNEMPLOYMENT COMPENSATION	0.00	0.00	2,787.00	3,323.77	3,323.77	3,323.77
233 FAMILY & MEDICAL LEAVE INSURANCE	0.00	0.00	1,114.80	1,329.51	1,329.51	1,329.51
241 LICENSED INSURANCE	36.79	0.00	0.00	0.00	0.00	0.00
242 CLASSIFIED INSURANCE	57,626.98	28,226.96	33,312.00	25,332.00	25,332.00	25,332.00
244 ADMIN/CONFID INSURANCE	46,627.03	68,739.43	58,552.12	98,323.80	98,323.80	98,323.80
246 DISTRICT PD TSA--LICENSED	37.25	0.00	0.00	0.00	0.00	0.00
247 DISTRICT PD TSA--CLASSIFI	2,891.79	626.36	0.00	0.00	0.00	0.00
248 DISTRICT PD TSA--SUPV/CON	7,000.00	11,000.00	9,000.00	15,000.00	15,000.00	15,000.00
311 INSTRUCTION SERVICES	10,329.70	0.00	65,000.00	65,000.00	65,000.00	65,000.00
319 OTHER INST, PROF & TECH	0.00	2,953.00	25,000.00	25,000.00	25,000.00	25,000.00
322 REPAIRS & MAINTENANCE	1,052.18	9,156.64	3,000.00	3,000.00	3,000.00	3,000.00
341 TRAVEL, LOCAL IN DISTRICT	35.46	0.00	0.00	0.00	0.00	0.00
342 TRAVEL, OUT OF DISTRICT	1,397.20	4,193.00	6,000.00	6,000.00	6,000.00	6,000.00
351 TELEPHONE	49,765.92	50,594.09	65,000.00	70,000.00	70,000.00	70,000.00
353 POSTAGE	154.50	34.60	300.00	300.00	300.00	300.00
359 OTHER COMMUNICATION SERV	8,474.69	5,818.08	2,000.00	6,000.00	6,000.00	6,000.00
389 NON INSTRUCTION PROF/TECH	8,510.00	2,187.50	0.00	4,000.00	4,000.00	4,000.00
410 SUPPLIES AND MATERIALS	1,375.22	8,891.16	1,000.00	7,000.00	7,000.00	7,000.00
460 NON-CONSUMABLE ITEMS	1,449.84	7,028.28	2,500.00	8,000.00	8,000.00	8,000.00

ACCOUNT NUMBER / TITLE	ACTUAL 2019-20	ACTUAL 2020-21	ADOPTED 2021-22	PROPOSED 2022-23	APPROVED 2022-23	ADOPTED 2022-23
<b>FUNCTION 2660 NETWORK OPERATIONS</b>						
470 COMPUTER SOFTWARE	67,573.23	95,767.51	125,000.00	160,000.00	160,000.00	160,000.00
480 COMPUTER HARDWARE	42,332.43	59,701.02	60,000.00	80,000.00	80,000.00	80,000.00
550 TECHNOLOGY	11,610.95	0.00	0.00	0.00	0.00	0.00
640 DUES & FEES	300.00	300.00	700.00	700.00	700.00	700.00
<b>2660 NETWORK OPERATIONS</b>	<b>942,394.73</b>	<b>1,092,500.04</b>	<b>1,226,024.15</b>	<b>1,481,306.20</b>	<b>1,481,306.20</b>	<b>1,481,306.20</b>

ACCOUNT NUMBER / TITLE	ACTUAL 2019-20	ACTUAL 2020-21	ADOPTED 2021-22	PROPOSED 2022-23	APPROVED 2022-23	ADOPTED 2022-23
<b>FUNCTION 2661 STUDENT DATA</b>						
114 CONFIDENTIAL/SUPERVISORY	78,741.00	81,891.00	83,528.82	76,861.20	76,861.20	76,861.20
211 EMPLOYER CONTRIBUTION	0.00	0.00	0.00	0.00	0.00	0.00
212 EMPLOYER PD PERS PU 6.00%	4,724.50	4,913.52	5,191.73	4,611.67	4,611.67	4,611.67
213 PERS UAL	14,315.12	14,887.80	5,468.62	1,114.49	1,114.49	1,114.49
214 PERS BOND	0.00	0.00	10,262.32	11,014.21	11,014.21	11,014.21
216 OPSRP	6,614.28	6,878.88	4,793.70	6,102.78	6,102.78	6,102.78
220 FICA	5,884.52	6,144.32	6,619.45	5,879.88	5,879.88	5,879.88
231 WORKERS' COMPENSATION	383.76	328.48	692.23	614.89	614.89	614.89
232 UNEMPLOYMENT COMPENSATION	0.00	0.00	432.64	384.31	384.31	384.31
233 FAMILY & MEDICAL LEAVE INSURANCE	0.00	0.00	173.06	153.72	153.72	153.72
244 ADMIN/CONFID INSURANCE	19,101.02	19,103.56	19,471.51	19,664.76	19,664.76	19,664.76
248 DISTRICT PD TSA--SUPV/CON	3,000.00	3,000.00	3,000.00	0.00	0.00	0.00
312 INST PROGRAM IMP SERVICES	4,620.00	10,500.00	6,000.00	6,000.00	6,000.00	6,000.00
316 DATA PROCESSING SERVICES	15,232.51	74,501.69	15,000.00	110,000.00	110,000.00	110,000.00
319 OTHER INST, PROF & TECH	0.00	7,980.00	500.00	500.00	500.00	500.00
342 TRAVEL, OUT OF DISTRICT	334.56	0.00	3,000.00	3,000.00	3,000.00	3,000.00
386 DATA PROCESSING SERVICES	102,264.96	0.00	90,000.00	25,000.00	25,000.00	25,000.00
389 NON INSTRUCTION PROF/TECH	1,050.00	4,200.00	0.00	0.00	0.00	0.00
410 SUPPLIES AND MATERIALS	179.87	0.00	200.00	200.00	200.00	200.00
460 NON-CONSUMABLE ITEMS	72.98	0.00	0.00	0.00	0.00	0.00
470 COMPUTER SOFTWARE	390.00	400.00	3,000.00	3,000.00	3,000.00	3,000.00
<b>2661 STUDENT DATA</b>	<b>256,909.08</b>	<b>234,729.25</b>	<b>257,334.09</b>	<b>274,101.91</b>	<b>274,101.91</b>	<b>274,101.91</b>

ACCOUNT NUMBER / TITLE	ACTUAL 2019-20	ACTUAL 2020-21	ADOPTED 2021-22	PROPOSED 2022-23	APPROVED 2022-23	ADOPTED 2022-23
<b>FUNCTION 2700 SUPPLEMENTAL RETIREMENT PROGRAM</b>						
116 EARLY RETIREMENT STIPEND	38,250.00	47,101.47	28,000.00	30,000.00	30,000.00	30,000.00
211 EMPLOYER CONTRIBUTION	0.00	242.52	0.00	0.00	0.00	0.00
212 EMPLOYER PD PERS PU 6.00%	0.00	0.00	0.00	0.00	0.00	0.00
213 PERS UAL	0.00	318.32	0.00	0.00	0.00	0.00
214 PERS BOND	0.00	0.00	0.00	0.00	0.00	0.00
216 OPSRP	197.79	0.00	0.00	0.00	0.00	0.00
220 FICA	2,921.52	3,597.86	2,086.00	2,235.00	2,235.00	2,235.00
231 WORKERS' COMPENSATION	240.02	221.42	56.00	60.00	60.00	60.00
232 UNEMPLOYMENT COMPENSATION	0.00	0.00	0.00	0.00	0.00	0.00
233 FAMILY & MEDICAL LEAVE INSURANCE	0.00	0.00	0.00	0.00	0.00	0.00
241 LICENSED INSURANCE	8,908.36	35,079.48	0.00	0.00	0.00	0.00
270 RETIREE INSURANCE	748,055.11	538,444.71	657,000.00	700,000.00	700,000.00	700,000.00
<b>2700 SUPPLEMENTAL RETIREMENT PROGR/</b>	<b>798,572.80</b>	<b>625,005.78</b>	<b>687,142.00</b>	<b>732,295.00</b>	<b>732,295.00</b>	<b>732,295.00</b>



ACCOUNT NUMBER / TITLE	ACTUAL 2019-20	ACTUAL 2020-21	ADOPTED 2021-22	PROPOSED 2022-23	APPROVED 2022-23	ADOPTED 2022-23
<b>FUNCTION 3500 CHILDCARE</b>						
112 CLASSIFIED SALARIES	302.20	0.00	0.00	0.00	0.00	0.00
131 EXTRA DUTY	2,465.53	0.00	0.00	0.00	0.00	0.00
211 EMPLOYER CONTRIBUTION	0.00	0.00	0.00	0.00	0.00	0.00
212 EMPLOYER PD PERS PU 6.00%	141.27	0.00	0.00	0.00	0.00	0.00
213 PERS UAL	428.07	0.00	0.00	0.00	0.00	0.00
214 PERS BOND	0.00	0.00	0.00	0.00	0.00	0.00
216 OPSRP	197.79	0.00	0.00	0.00	0.00	0.00
220 FICA	200.24	0.00	0.00	0.00	0.00	0.00
231 WORKERS' COMPENSATION	13.77	0.00	0.00	0.00	0.00	0.00
<b>3500 CHILDCARE</b>	<b>3,748.87</b>	<b>0.00</b>	<b>0.00</b>	<b>0.00</b>	<b>0.00</b>	<b>0.00</b>

ACCOUNT NUMBER / TITLE	ACTUAL 2019-20	ACTUAL 2020-21	ADOPTED 2021-22	PROPOSED 2022-23	APPROVED 2022-23	ADOPTED 2022-23
<b>FUNCTION 5110 LONG TERM DEBT SERVICE</b>						
610 REDEMPTION OF PRINCIPAL	0.00	0.00	219,005.73	149,667.68	149,667.68	149,667.68
621 INTERST ON BONDS	0.00	0.00	65,037.29	81,987.34	81,987.34	81,987.34
790 OTHER TRANSFERS	64,000.00	64,000.00	185,000.00	0.00	0.00	0.00
<b>5110 LONG TERM DEBT SERVICE</b>	<b>64,000.00</b>	<b>64,000.00</b>	<b>469,043.02</b>	<b>231,655.02</b>	<b>231,655.02</b>	<b>231,655.02</b>

ACCOUNT NUMBER / TITLE	ACTUAL 2019-20	ACTUAL 2020-21	ADOPTED 2021-22	PROPOSED 2022-23	APPROVED 2022-23	ADOPTED 2022-23
<b>FUNCTION 5200 TRANSFERS</b>						
710 FUND MODIFICATIONS	327,887.67	776,515.78	1,646,688.49	1,924,586.17	1,924,586.17	1,924,586.17
<b>5200 TRANSFERS</b>	<b>327,887.67</b>	<b>776,515.78</b>	<b>1,646,688.49</b>	<b>1,924,586.17</b>	<b>1,924,586.17</b>	<b>1,924,586.17</b>

ACCOUNT NUMBER / TITLE	ACTUAL 2019-20	ACTUAL 2020-21	ADOPTED 2021-22	PROPOSED 2022-23	APPROVED 2022-23	ADOPTED 2022-23
<b>FUNCTION 6000 CONTIGENCY</b>						
810 PLANNED RESERVE	0.00	0.00	5,193,668.41	3,033,991.99	3,033,991.99	3,033,991.99
<b>6000 CONTIGENCY</b>	<b>0.00</b>	<b>0.00</b>	<b>5,193,668.41</b>	<b>3,033,991.99</b>	<b>3,033,991.99</b>	<b>3,033,991.99</b>

ACCOUNT NUMBER / TITLE	ACTUAL 2019-20	ACTUAL 2020-21	ADOPTED 2021-22	PROPOSED 2022-23	APPROVED 2022-23	ADOPTED 2022-23
<b>FUNCTION 7000 UNAPPROPRIATED ENDING FUND BALANCE</b>						
800 ENDING FUND BALANCE	11,558,739.21	13,066,488.84	1,000,000.00	1,000,000.00	1,000,000.00	1,000,000.00
<b>7000 UNAPPROPRIATED ENDING FUND BALANCE</b>	<b>11,558,739.21</b>	<b>13,066,488.84</b>	<b>1,000,000.00</b>	<b>1,000,000.00</b>	<b>1,000,000.00</b>	<b>1,000,000.00</b>

**FUND 101 INSURANCE RESERVE FUND**

ACCOUNT NUMBER / TITLE	ACTUAL 2019-20	ACTUAL 2020-21	ADOPTED 2021-22	PROPOSED 2022-23	APPROVED 2022-23	ADOPTED 2022-23
REVENUES:						
1970 SERVICES PROVIDED OTHER FUNDS	0.00	0.00	185,000.00	219,583.27	219,583.27	219,583.27
5150 LOAN RECEIPTS	64,000.00	64,000.00	64,000.00	0.00	0.00	0.00
5400 BEGINNING FUND BALANCE	132,419.20	174,724.60	120,000.00	250,000.00	250,000.00	250,000.00
<b>FUND 101 INSURANCE RESERVE FUND</b>	<b>196,419.20</b>	<b>238,724.60</b>	<b>369,000.00</b>	<b>469,583.27</b>	<b>469,583.27</b>	<b>469,583.27</b>
REQUIREMENTS:						
2649 OTHER STAFF SERVICES	21,694.60	159,652.82	369,000.00	469,583.27	469,583.27	469,583.27
7000 UNAPPROPRIATED ENDING FUND BALAN	174,724.60	79,071.78	0.00	0.00	0.00	0.00
<b>FUND 101 INSURANCE RESERVE FUND</b>	<b>196,419.20</b>	<b>238,724.60</b>	<b>369,000.00</b>	<b>469,583.27</b>	<b>469,583.27</b>	<b>469,583.27</b>

**FUND 102 TEXTBOOK ADOPTION**

ACCOUNT NUMBER / TITLE	ACTUAL 2019-20	ACTUAL 2020-21	ADOPTED 2021-22	PROPOSED 2022-23	APPROVED 2022-23	ADOPTED 2022-23
REVENUES:						
5200 TRANSFER IN	0.00	0.00	250,000.00	250,000.00	250,000.00	250,000.00
5400 BEGINNING FUND BALANCE	23,430.54	23,430.54	23,430.54	273,430.54	273,430.54	273,430.54
<b>FUND 102 TEXTBOOK ADOPTION</b>	<b>23,430.54</b>	<b>23,430.54</b>	<b>273,430.54</b>	<b>523,430.54</b>	<b>523,430.54</b>	<b>523,430.54</b>
REQUIREMENTS:						
FUNCTION 1111 ELEMENTARY INSTRUCTION						
420 TEXTBOOKS	0.00	0.00	273,430.54	523,430.54	523,430.54	523,430.54
FUNCTION 1121 MIDDLE SCHOOL INSTRUCTION						
420 TEXTBOOKS	0.00	0.00	0.00	0.00	0.00	0.00
FUNCTION 1131 HIGH SCHOOL INSTRUCTION						
420 TEXTBOOKS	0.00	0.00	0.00	0.00	0.00	0.00
FUNCTION 7000						
800 ENDING FUND BALANCE	23,430.54	23,430.54	0.00	0.00	0.00	0.00
<b>FUND 102 TEXTBOOK ADOPTION</b>	<b>23,430.54</b>	<b>23,430.54</b>	<b>273,430.54</b>	<b>523,430.54</b>	<b>523,430.54</b>	<b>523,430.54</b>

**FUND 103 MEDICAID**

ACCOUNT NUMBER / TITLE	ACTUAL 2019-20	ACTUAL 2020-21	ADOPTED 2021-22	PROPOSED 2022-23	APPROVED 2022-23	ADOPTED 2022-23
REVENUES:						
4500 FEDERAL GOVERNMENT THRU STATE	0.00	5,580.14	0.00	0.00	0.00	0.00
5400 BEGINNING FUND BALANCE	0.00	0.00	4,928.98	4,928.98	4,928.98	4,928.98
<b>FUND 103 MEDICAID</b>	<b>0.00</b>	<b>5,580.14</b>	<b>4,928.98</b>	<b>4,928.98</b>	<b>4,928.98</b>	<b>4,928.98</b>
REQUIREMENTS:						
FUNCTION 2134 NURSE SERVICES						
410 SUPPLIES AND MATERIALS	0.00	0.00	4,928.98	4,928.98	4,928.98	4,928.98
FUNCTION 2520 BUSINESS SERVICES						
389 NON INSTRUCTION PROF/TECH	0.00	651.16	0.00	0.00	0.00	0.00
FUNCTION 7000						
800 ENDING FUND BALANCE	0.00	4,928.98	0.00	0.00	0.00	0.00
<b>FUND 103 MEDICAID</b>	<b>0.00</b>	<b>5,580.14</b>	<b>4,928.98</b>	<b>4,928.98</b>	<b>4,928.98</b>	<b>4,928.98</b>

**FUND 104 LANE ESD TRANSIT FUND**

ACCOUNT NUMBER / TITLE	ACTUAL 2019-20	ACTUAL 2020-21	ADOPTED 2021-22	PROPOSED 2022-23	APPROVED 2022-23	ADOPTED 2022-23
REVENUES:						
2102 GENERAL ESD FUNDS	1,207,329.00	1,388,170.00	1,216,307.00	1,663,613.00	1,663,613.00	1,663,613.00
5400 BEGINNING FUND BALANCE	848,315.90	1,252,007.50	2,460,000.00	2,740,000.00	2,740,000.00	2,740,000.00
<b>FUND 104 LANE ESD TRANSIT FUND</b>	<b>2,055,644.90</b>	<b>2,640,177.50</b>	<b>3,676,307.00</b>	<b>4,403,613.00</b>	<b>4,403,613.00</b>	<b>4,403,613.00</b>

REQUIREMENTS:

FUNCTION 1111 ELEMENTARY INSTRUCTION

111 LICENSED SALARIES	0.00	0.00	600,000.00	600,000.00	600,000.00	600,000.00
112 CLASSIFIED SALARIES	186,939.52	19,035.20	70,324.80	72,519.72	72,519.72	72,519.72
122 SUBSTITUTES-CLASSIFIED	2,122.64	86.52	0.00	0.00	0.00	0.00
131 EXTRA DUTY	768.43	119.81	2,909.10	0.00	0.00	0.00
211 EMPLOYER CONTRIBUTION	8,928.24	0.00	2,909.10	0.00	0.00	0.00
212 EMPLOYER PD PERS PU 6.00%	9,854.87	1,156.80	4,268.70	4,351.18	4,351.18	4,351.18
213 PERS UAL	29,860.42	3,505.04	4,496.37	1,051.54	1,051.54	1,051.54
214 PERS BOND	0.00	0.00	8,437.81	10,392.08	10,392.08	10,392.08
216 OPSRP	8,381.92	1,619.46	2,078.27	5,758.07	5,758.07	5,758.07
220 FICA	13,552.36	1,313.65	5,442.60	5,547.76	5,547.76	5,547.76
231 WORKERS' COMPENSATION	1,045.37	84.15	569.16	580.16	580.16	580.16
232 UNEMPLOYMENT COMPENSATION	0.00	0.00	355.73	362.60	362.60	362.60
233 FAMILY & MEDICAL LEAVE INSURANCE	0.00	0.00	142.29	145.04	145.04	145.04
241 LICENSED INSURANCE	0.00	0.00	0.00	0.00	0.00	0.00
242 CLASSIFIED INSURANCE	98,377.54	15,039.10	54,176.65	33,612.65	33,612.65	33,612.65
247 DISTRICT PD TSA--CLASSIFI	2,185.19	0.00	0.00	0.00	0.00	0.00

**FUND 104 LANE ESD TRANSIT FUND continued**

ACCOUNT NUMBER / TITLE	ACTUAL 2019-20	ACTUAL 2020-21	ADOPTED 2021-22	PROPOSED 2022-23	APPROVED 2022-23	ADOPTED 2022-23
<b>FUNCTION 1121 MIDDLE SCHOOL INSTRUCTION</b>						
111 LICENSED SALARIES	0.00	159,708.99	600,000.00	776,630.00	776,630.00	776,630.00
112 CLASSIFIED SALARIES	0.00	0.00	0.00	0.00	0.00	0.00
121 SUBSTITUTES-LICENSED	1,503.36	2,001.84	2,937.89	2,937.89	2,937.89	2,937.89
131 EXTRA DUTY	0.00	0.00	11.71	7,760.56	7,760.56	7,760.56
211 EMPLOYER CONTRIBUTION	91.10	9,129.50	82.51	7,831.36	7,831.36	7,831.36
212 EMPLOYER PD PERS PU 6.00%	0.00	9,582.48	5,020.10	15,617.90	15,617.90	15,617.90
213 PERS UAL	119.56	29,054.26	15,346.83	17,872.30	17,872.30	17,872.30
214 PERS BOND	0.00	0.00	86.85	25,416.02	25,416.02	25,416.02
216 OPSRP	0.00	7,887.39	13,128.93	21,602.09	21,602.09	21,602.09
220 FICA	115.02	11,674.97	363.35	13,875.54	13,875.54	13,875.54
231 WORKERS' COMPENSATION	6.53	654.34	14.49	1,427.53	1,427.53	1,427.53
232 UNEMPLOYMENT COMPENSATION	0.00	0.00	9.06	892.21	892.21	892.21
233 FAMILY & MEDICAL LEAVE INSURANCE	0.00	0.00	3.62	356.88	356.88	356.88
241 LICENSED INSURANCE	0.00	54,849.95	40,000.00	95,946.88	95,946.88	95,946.88
242 CLASSIFIED INSURANCE	0.00	0.00	0.00	0.00	0.00	0.00
246 DISTRICT PD TSA--LICENSED	0.00	0.00	0.00	0.00	0.00	0.00
410 SUPPLIES AND MATERIALS	0.00	1,435.08	0.00	0.00	0.00	0.00
<b>FUNCTION 1131 HIGH SCHOOL INSTRUCTION</b>						
111 LICENSED SALARIES	0.00	0.00	0.00	0.00	0.00	0.00
112 CLASSIFIED SALARIES	8,242.81	9,639.98	0.00	0.00	0.00	0.00
122 SUBSTITUTES-CLASSIFIED	40.82	0.00	0.00	0.00	0.00	0.00
131 EXTRA DUTY	0.00	0.00	0.00	0.00	0.00	0.00
211 EMPLOYER CONTRIBUTION	5.65	0.00	0.00	0.00	0.00	0.00
212 EMPLOYER PD PERS PU 6.00%	242.74	247.25	0.00	0.00	0.00	0.00
213 PERS UAL	742.92	749.17	0.00	0.00	0.00	0.00
214 PERS BOND	0.00	0.00	0.00	0.00	0.00	0.00
216 OPSRP	339.82	346.15	0.00	0.00	0.00	0.00
220 FICA	610.85	677.27	0.00	0.00	0.00	0.00
231 WORKERS' COMPENSATION	42.04	42.70	0.00	0.00	0.00	0.00

**FUND 104 LANE ESD TRANSIT FUND continued**

ACCOUNT NUMBER / TITLE	ACTUAL 2019-20	ACTUAL 2020-21	ADOPTED 2021-22	PROPOSED 2022-23	APPROVED 2022-23	ADOPTED 2022-23
FUNCTION 1131 HIGH SCHOOL INSTRUCTION						
232 UNEMPLOYMENT COMPENSATION	0.00	0.00	0.00	0.00	0.00	0.00
233 FAMILY & MEDICAL LEAVE INSURANCE	0.00	0.00	0.00	0.00	0.00	0.00
241 LICENSED INSURANCE	0.00	0.00	0.00	0.00	0.00	0.00
242 CLASSIFIED INSURANCE	2,230.47	2,802.06	0.00	0.00	0.00	0.00
246 DISTRICT PD TSA--LICENSED	0.00	0.00	0.00	0.00	0.00	0.00
FUNCTION 1140 PRE-KINDERGARTEN PROGRAMS						
311 INSTRUCTION SERVICES	0.00	26,530.00	0.00	0.00	0.00	0.00
FUNCTION 1250 LESS RESTRICTIVE PROGRAMS						
111 LICENSED SALARIES	61,713.80	15,084.40	634,361.00	500,000.00	500,000.00	500,000.00
112 CLASSIFIED SALARIES	58,973.69	21,623.66	78,629.52	115,373.96	115,373.96	115,373.96
121 SUBSTITUTES-LICENSED	2,356.28	0.00	4,604.68	4,604.68	4,604.68	4,604.68
122 SUBSTITUTES-CLASSIFIED	1,354.11	0.00	2,765.82	2,765.82	2,765.82	2,765.82
131 EXTRA DUTY	846.32	58.16	0.00	0.00	0.00	0.00
211 EMPLOYER CONTRIBUTION	2,191.35	2,089.20	7,183.47	198.17	198.17	198.17
212 EMPLOYER PD PERS PU 6.00%	7,056.97	1,846.28	49,297.70	43,431.47	43,431.47	43,431.47
213 PERS UAL	21,580.15	5,594.30	40,454.84	31,343.97	31,343.97	31,343.97
214 PERS BOND	0.00	0.00	18,816.68	8,725.00	8,725.00	8,725.00
216 OPSRP	8,641.97	1,317.74	54,338.84	54,819.81	54,819.81	54,819.81
220 FICA	8,939.19	2,649.97	43,111.08	35,631.64	35,631.64	35,631.64
231 WORKERS' COMPENSATION	609.34	155.64	1,334.26	552.09	552.09	552.09
232 UNEMPLOYMENT COMPENSATION	0.00	0.00	833.91	345.06	345.06	345.06
233 FAMILY & MEDICAL LEAVE INSURANCE	0.00	0.00	333.56	138.02	138.02	138.02
241 LICENSED INSURANCE	21,509.88	3,656.76	137,973.48	110,000.00	110,000.00	110,000.00
242 CLASSIFIED INSURANCE	36,407.24	9,113.63	14,532.00	6,336.00	6,336.00	6,336.00
246 DISTRICT PD TSA--LICENSED	1,352.51	150.84	153.86	0.00	0.00	0.00
247 DISTRICT PD TSA--CLASSIFI	480.03	0.00	0.00	0.00	0.00	0.00
248 DISTRICT PD TSA--SUPV/CON	0.00	0.00	0.00	0.00	0.00	0.00
311 INSTRUCTION SERVICES	0.00	0.00	472,388.25	679,357.72	679,357.72	679,357.72
410 SUPPLIES AND MATERIALS	0.00	271.75	0.00	0.00	0.00	0.00



**FUND 104 LANE ESD TRANSIT FUND continued**

ACCOUNT NUMBER / TITLE	ACTUAL 2019-20	ACTUAL 2020-21	ADOPTED 2021-22	PROPOSED 2022-23	APPROVED 2022-23	ADOPTED 2022-23
FUNCTION 1271						
410 SUPPLIES AND MATERIALS	0.00	103.89	0.00	0.00	0.00	0.00
FUNCTION 1299 OTHER PROGRAMS						
112 CLASSIFIED SALARIES	20,291.82	0.00	0.00	0.00	0.00	0.00
122 SUBSTITUTES-CLASSIFIED	75.36	0.00	0.00	0.00	0.00	0.00
126 VACANCY - CLASSIFIED	0.00	128.10	0.00	0.00	0.00	0.00
131 EXTRA DUTY	29.80	0.00	0.00	0.00	0.00	0.00
211 EMPLOYER CONTRIBUTION	694.82	0.00	0.00	0.00	0.00	0.00
212 EMPLOYER PD PERS PU 6.00%	1,219.22	7.69	0.00	0.00	0.00	0.00
213 PERS UAL	3,711.21	23.29	0.00	0.00	0.00	0.00
214 PERS BOND	0.00	0.00	0.00	0.00	0.00	0.00
216 OPSRP	1,293.33	10.76	0.00	0.00	0.00	0.00
220 FICA	1,457.00	9.80	0.00	0.00	0.00	0.00
231 WORKERS' COMPENSATION	103.30	0.59	0.00	0.00	0.00	0.00
232 UNEMPLOYMENT COMPENSATION	0.00	0.00	0.00	0.00	0.00	0.00
233 FAMILY & MEDICAL LEAVE INSURANCE	0.00	0.00	0.00	0.00	0.00	0.00
242 CLASSIFIED INSURANCE	14,351.59	0.00	0.00	0.00	0.00	0.00
247 DISTRICT PD TSA--CLASSIFI	76.40	0.00	0.00	0.00	0.00	0.00
FUNCTION 2120 GUIDANCE SERVICES						
311 INSTRUCTION SERVICES	76,109.68	8,333.32	0.00	0.00	0.00	0.00
FUNCTION 2122 GUIDANCE SERVICES						
111 LICENSED SALARIES	0.00	0.00	0.00	500,000.00	500,000.00	500,000.00
211 EMPLOYER CONTRIBUTION	0.00	0.00	0.00	50,000.00	50,000.00	50,000.00
212 EMPLOYER PD PERS PU 6.00%	0.00	0.00	0.00	30,000.00	30,000.00	30,000.00
213 PERS UAL	0.00	0.00	0.00	10,000.00	10,000.00	10,000.00
214 PERS BOND	0.00	0.00	0.00	30,000.00	30,000.00	30,000.00
216 OPSRP	0.00	0.00	0.00	0.00	0.00	0.00
220 FICA	0.00	0.00	0.00	37,250.00	37,250.00	37,250.00
231 WORKERS' COMPENSATION	0.00	0.00	0.00	10,000.00	10,000.00	10,000.00

**FUND 104 LANE ESD TRANSIT FUND continued**

ACCOUNT NUMBER / TITLE	ACTUAL 2019-20	ACTUAL 2020-21	ADOPTED 2021-22	PROPOSED 2022-23	APPROVED 2022-23	ADOPTED 2022-23
FUNCTION 2122 GUIDANCE SERVICES						
232 UNEMPLOYMENT COMPENSATION	0.00	0.00	0.00	5,000.00	5,000.00	5,000.00
233 FAMILY & MEDICAL LEAVE INSURANCE	0.00	0.00	0.00	0.00	0.00	0.00
241 LICENSED INSURANCE	0.00	0.00	0.00	100,000.00	100,000.00	100,000.00
341 TRAVEL, LOCAL IN DISTRICT	0.00	0.00	0.00	0.00	0.00	0.00
410 SUPPLIES AND MATERIALS	0.00	859.44	0.00	0.00	0.00	0.00
FUNCTION 2130 HEALTH SERVICES						
389 NON INSTRUCTION PROF/TECH	2,500.00	0.00	0.00	0.00	0.00	0.00
410 SUPPLIES AND MATERIALS	0.00	0.00	0.00	0.00	0.00	0.00
480 COMPUTER HARDWARE	0.00	0.00	0.00	0.00	0.00	0.00
FUNCTION 2190						
113 ADMINISTRATORS	43,920.18	0.00	301,260.50	0.00	0.00	0.00
211 EMPLOYER CONTRIBUTION	0.00	0.00	0.00	0.00	0.00	0.00
212 EMPLOYER PD PERS PU 6.00%	2,638.45	0.00	6,363.63	0.00	0.00	0.00
213 PERS UAL	7,994.52	0.00	6,703.02	0.00	0.00	0.00
214 PERS BOND	0.00	0.00	12,578.78	0.00	0.00	0.00
216 OPSRP	3,693.84	0.00	5,875.75	0.00	0.00	0.00
220 FICA	3,297.53	0.00	8,113.63	0.00	0.00	0.00
231 WORKERS' COMPENSATION	196.23	0.00	848.48	0.00	0.00	0.00
232 UNEMPLOYMENT COMPENSATION	0.00	0.00	530.30	0.00	0.00	0.00
233 FAMILY & MEDICAL LEAVE INSURANCE	0.00	0.00	212.12	0.00	0.00	0.00
241 LICENSED INSURANCE	0.00	0.00	0.00	0.00	0.00	0.00
242 CLASSIFIED INSURANCE	0.00	0.00	0.00	0.00	0.00	0.00
244 ADMIN/CONFID INSURANCE	9,620.10	0.00	19,540.30	0.00	0.00	0.00
245 DISTRICT PD TSA	0.00	0.00	4,800.00	0.00	0.00	0.00
FUNCTION 2240 STAFF DEVELOPMENT						
318 PROF & IMP COSTS NON-INST	0.00	120.72	0.00	0.00	0.00	0.00
410 SUPPLIES AND MATERIALS	0.00	150.00	0.00	0.00	0.00	0.00

**FUND 104 LANE ESD TRANSIT FUND continued**

ACCOUNT NUMBER / TITLE	ACTUAL 2019-20	ACTUAL 2020-21	ADOPTED 2021-22	PROPOSED 2022-23	APPROVED 2022-23	ADOPTED 2022-23
FUNCTION 2624						
312 INST PROGRAM IMP SERVICES	0.00	2,000.00	0.00	0.00	0.00	0.00
FUNCTION 2633						
410 SUPPLIES AND MATERIALS	0.00	338.60	0.00	0.00	0.00	0.00
FUNCTION 3390						
640 DUES & FEES	0.00	5,000.00	0.00	0.00	0.00	0.00
FUNCTION 2550 TRANSPORTATION						
331 REIMBURSABLE STUDENT TRAN	0.00	0.00	315,251.60	315,251.60	315,251.60	315,251.60
FUNCTION 7000						
800 ENDING FUND BALANCE	1,252,007.50	2,190,505.86	0.00	0.00	0.00	0.00
<b>FUND 104 LANE ESD TRANSIT FUND</b>	<b>2,055,644.90</b>	<b>2,640,177.50</b>	<b>3,676,307.00</b>	<b>4,403,613.00</b>	<b>4,403,613.00</b>	<b>4,403,613.00</b>

**FUND 105 BETHEL LIFE SKILLS**

ACCOUNT NUMBER / TITLE	ACTUAL 2019-20	ACTUAL 2020-21	ADOPTED 2021-22	PROPOSED 2022-23	APPROVED 2022-23	ADOPTED 2022-23
REVENUES:						
1312 TUITION FROM OTHER DISTRICTS	241,500.00	122,100.00	112,100.00	184,800.00	184,800.00	184,800.00
2200 RESTRICTED REVENUES	0.00	0.00	0.00	0.00	0.00	0.00
5400 BEGINNING FUND BALANCE	611,704.13	720,973.18	647,500.00	537,192.00	537,192.00	537,192.00
<b>FUND 105 BETHEL LIFE SKILLS</b>	<b>853,204.13</b>	<b>843,073.18</b>	<b>759,600.00</b>	<b>721,992.00</b>	<b>721,992.00</b>	<b>721,992.00</b>

REQUIREMENTS:

FUNCTION 1220 MORE RESTRICTIVE PROGRAMS

111 LICENSED SALARIES	39,605.00	0.00	41,205.00	0.00	0.00	0.00
112 CLASSIFIED SALARIES	0.00	0.00	0.00	0.00	0.00	0.00
121 SUBSTITUTES-LICENSED	0.00	0.00	4,881.78	4,881.78	4,881.78	4,881.78
122 SUBSTITUTES-CLASSIFIED	0.00	0.00	84.33	84.33	84.33	84.33
131 EXTRA DUTY	439.20	0.00	0.00	0.00	0.00	0.00
211 EMPLOYER CONTRIBUTION	3,656.87	0.00	3,564.23	0.00	0.00	0.00
212 EMPLOYER PD PERS PU 6.00%	26.34	0.00	2,472.30	0.00	0.00	0.00
213 PERS UAL	4,879.94	0.00	2,604.16	0.00	0.00	0.00
214 PERS BOND	0.00	0.00	4,886.91	0.00	0.00	0.00
216 OPSRP	36.90	0.00	0.00	0.00	0.00	0.00
220 FICA	3,061.96	0.00	3,152.18	0.00	0.00	0.00
231 WORKERS' COMPENSATION	192.82	0.00	329.64	0.00	0.00	0.00
232 UNEMPLOYMENT COMPENSATION	0.00	0.00	206.03	0.00	0.00	0.00
233 FAMILY & MEDICAL LEAVE INSURANCE	0.00	0.00	82.41	0.00	0.00	0.00
241 LICENSED INSURANCE	0.00	0.00	0.00	0.00	0.00	0.00
242 CLASSIFIED INSURANCE	0.00	0.00	0.00	0.00	0.00	0.00
246 DISTRICT PD TSA--LICENSED	0.00	0.00	0.00	0.00	0.00	0.00
247 DISTRICT PD TSA--CLASSIFI	0.00	0.00	0.00	0.00	0.00	0.00
312 INST PROGRAM IMP SERVICES	3,820.00	0.00	0.00	200,000.00	200,000.00	200,000.00
410 SUPPLIES AND MATERIALS	0.00	975.29	0.00	5,000.00	5,000.00	5,000.00

**FUND 105 BETHEL LIFE SKILLS**

ACCOUNT NUMBER / TITLE	ACTUAL 2019-20	ACTUAL 2020-21	ADOPTED 2021-22	PROPOSED 2022-23	APPROVED 2022-23	ADOPTED 2022-23
<b>FUNCTION 1220 MORE RESTRICTIVE PROGRAMS</b>						
460 NON-CONSUMABLE ITEMS	0.00	6,507.45	0.00	6,000.00	6,000.00	6,000.00
470 COMPUTER SOFTWARE	7,141.58	99.00	0.00	5,000.00	5,000.00	5,000.00
480 COMPUTER HARDWARE	7,141.58	1,053.69	0.00	4,000.00	4,000.00	4,000.00
<b>FUNCTION 1250 LESS RESTRICTIVE PROGRAMS</b>						
111 LICENSED SALARIES	0.00	0.00	0.00	0.00	0.00	0.00
112 CLASSIFIED SALARIES	0.00	0.00	0.00	16,722.16	16,722.16	16,722.16
121 SUBSTITUTES-LICENSED	2,498.08	0.00	4,881.78	4,881.78	4,881.78	4,881.78
122 SUBSTITUTES-CLASSIFIED	0.00	0.00	84.33	84.33	84.33	84.33
211 EMPLOYER CONTRIBUTION	133.07	0.00	0.07	0.09	0.09	0.09
212 EMPLOYER PD PERS PU 6.00%	0.00	0.00	0.76	1,004.09	1,004.09	1,004.09
213 PERS UAL	174.67	0.00	0.75	242.64	242.64	242.64
214 PERS BOND	0.00	0.00	2.51	2,399.31	2,399.31	2,399.31
216 OPSRP	0.00	0.00	0.16	1,327.97	1,327.97	1,327.97
220 FICA	191.10	0.00	4.00	1,283.24	1,283.24	1,283.24
231 WORKERS' COMPENSATION	12.06	0.00	0.42	134.20	134.20	134.20
232 UNEMPLOYMENT COMPENSATION	0.00	0.00	0.26	83.87	83.87	83.87
233 FAMILY & MEDICAL LEAVE INSURANCE	0.00	0.00	0.10	33.55	33.55	33.55
241 LICENSED INSURANCE	0.00	0.00	0.00	0.00	0.00	0.00
242 CLASSIFIED INSURANCE	0.00	0.00	0.00	0.00	0.00	0.00
246 DISTRICT PD TSA--LICENSED	0.00	0.00	0.00	0.00	0.00	0.00
247 DISTRICT PD TSA--CLASSIFI	0.00	0.00	0.00	0.00	0.00	0.00
311 INSTRUCTION SERVICES	0.00	3,894.36	100,000.00	0.00	0.00	0.00
312 INST PROGRAM IMP SERVICES	0.00	0.00	136,197.77	0.00	0.00	0.00
319 OTHER INST, PROF & TECH	2,257.75	2,737.50	0.00	0.00	0.00	0.00
410 SUPPLIES AND MATERIALS	4,291.75	2,799.18	5,000.00	0.00	0.00	0.00
460 NON-CONSUMABLE ITEMS	3,216.67	4,574.20	2,000.00	0.00	0.00	0.00
470 COMPUTER SOFTWARE	0.00	0.00	2,000.00	0.00	0.00	0.00
480 COMPUTER HARDWARE	298.90	0.00	2,000.00	0.00	0.00	0.00
<b>FUNCTION 2134 NURSE SERVICES</b>						
319 OTHER INST, PROF & TECH	2,749.95	0.00	0.00	3,000.00	3,000.00	3,000.00

**FUND 105 BETHEL LIFE SKILLS**

ACCOUNT NUMBER / TITLE	ACTUAL 2019-20	ACTUAL 2020-21	ADOPTED 2021-22	PROPOSED 2022-23	APPROVED 2022-23	ADOPTED 2022-23
<b>FUNCTION 2150 SPEECH PATHOLOGY</b>						
111 LICENSED SALARIES	10,731.63	8,079.40	8,241.00	21,479.00	21,479.00	21,479.00
112 CLASSIFIED SALARIES	0.00	0.00	0.00	8,200.92	8,200.92	8,200.92
211 EMPLOYER CONTRIBUTION	1,489.26	1,118.99	719.97	2,397.16	2,397.16	2,397.16
212 EMPLOYER PD PERS PU 6.00%	645.22	484.80	499.40	1,793.68	1,793.68	1,793.68
213 PERS UAL	1,954.83	1,468.80	526.04	433.47	433.47	433.47
214 PERS BOND	0.00	0.00	987.16	4,283.91	4,283.91	4,283.91
216 OPSRP	0.00	0.00	0.00	651.15	651.15	651.15
220 FICA	784.64	600.44	636.74	2,286.95	2,286.95	2,286.95
231 WORKERS' COMPENSATION	48.28	31.76	66.59	239.16	239.16	239.16
232 UNEMPLOYMENT COMPENSATION	0.00	0.00	41.62	149.47	149.47	149.47
233 FAMILY & MEDICAL LEAVE INSURANCE	0.00	0.00	16.65	59.79	59.79	59.79
241 LICENSED INSURANCE	2,574.35	1,865.56	2,084.30	4,662.24	4,662.24	4,662.24
242 CLASSIFIED INSURANCE	0.00	0.00	0.00	3,633.00	3,633.00	3,633.00
246 DISTRICT PD TSA--LICENSED	109.38	80.78	82.41	214.79	214.79	214.79
247 DISTRICT PD TSA--CLASSIFI	0.00	0.00	0.00	0.00	0.00	0.00
<b>FUNCTION 4150 BUILDING ACQUISITION, CONSTRUCTION, AND IMPROVEMENTS</b>						
520 BUILDING ACQUISITION	35,208.75	268,622.79	430,056.23	415,343.94	415,343.94	415,343.94
530 IMPROVE OTHER THAN BUILD	0.00	2,088.05	0.00	0.00	0.00	0.00
542 REPLACE EQUIP PURCHASE	0.00	5,254.59	0.00	0.00	0.00	0.00
<b>FUNCTION 7000</b>						
800 ENDING FUND BALANCE	713,831.60	530,736.55	0.00	0.00	0.00	0.00
<b>FUND 105 BETHEL LIFE SKILLS</b>	<b>853,204.13</b>	<b>843,073.18</b>	<b>759,600.00</b>	<b>721,992.00</b>	<b>721,992.00</b>	<b>721,992.00</b>

**FUND 106 BETHEL PRINT SHOP EQUIPMENT**

ACCOUNT NUMBER / TITLE	ACTUAL 2019-20	ACTUAL 2020-21	ADOPTED 2021-22	PROPOSED 2022-23	APPROVED 2022-23	ADOPTED 2022-23
REVENUES:						
1990 MISCELLANEOUS	14,815.46	5,499.74	6,000.00	9,000.00	9,000.00	9,000.00
5200 TRANSFER IN	0.00	0.00	0.00	0.00	0.00	0.00
5400 BEGINNING FUND BALANCE	119,746.83	134,562.29	140,500.00	149,000.00	149,000.00	149,000.00
<b>FUND 106 BETHEL PRINT SHOP EQUIPMENT</b>	<b>134,562.29</b>	<b>140,062.03</b>	<b>146,500.00</b>	<b>158,000.00</b>	<b>158,000.00</b>	<b>158,000.00</b>
REQUIREMENTS:						
FUNCTION 2574 PRINTING, PUBLICATION, DUPLICATING						
300 SERVICES	0.00	0.00	2,000.00	2,000.00	2,000.00	2,000.00
400 SUPPLIES	0.00	0.00	33,000.00	33,000.00	33,000.00	33,000.00
500 CAPITAL OUTLAY	0.00	0.00	111,500.00	123,000.00	123,000.00	123,000.00
FUNCTION 7000						
800 ENDING FUND BALANCE	134,562.29	140,062.03	0.00	0.00	0.00	0.00
<b>FUND 106 BETHEL PRINT SHOP EQUIPMENT</b>	<b>134,562.29</b>	<b>140,062.03</b>	<b>146,500.00</b>	<b>158,000.00</b>	<b>158,000.00</b>	<b>158,000.00</b>

**FUND 107 TECHNOLOGY FUND**

ACCOUNT NUMBER / TITLE	ACTUAL 2019-20	ACTUAL 2020-21	ADOPTED 2021-22	PROPOSED 2022-23	APPROVED 2022-23	ADOPTED 2022-23
REVENUES:						
1990 MISCELLANEOUS	0.00	0.00	0.00	0.00	0.00	0.00
5200 TRANSFER IN	0.00	0.00	250,000.00	250,000.00	250,000.00	250,000.00
5400 BEGINNING FUND BALANCE	0.00	0.00	0.00	250,000.00	250,000.00	250,000.00
<b>FUND 107 TECHNOLOGY FUND</b>	<b>0.00</b>	<b>0.00</b>	<b>250,000.00</b>	<b>500,000.00</b>	<b>500,000.00</b>	<b>500,000.00</b>
REQUIREMENTS:						
FUNCTION 2660 TECHNOLOGY SERVICES						
300 SERVICES	0.00	0.00	50,000.00	100,000.00	100,000.00	100,000.00
400 SUPPLIES	0.00	0.00	100,000.00	200,000.00	200,000.00	200,000.00
500 CAPITAL OUTLAY	0.00	0.00	100,000.00	200,000.00	200,000.00	200,000.00
FUNCTION 7000						
800 ENDING FUND BALANCE	0.00	0.00	0.00	0.00	0.00	0.00
<b>FUND 107 TECHNOLOGY FUND</b>	<b>0.00</b>	<b>0.00</b>	<b>250,000.00</b>	<b>500,000.00</b>	<b>500,000.00</b>	<b>500,000.00</b>



**FUND 108 LAND ACQUISITION FUND**

ACCOUNT NUMBER / TITLE	ACTUAL 2019-20	ACTUAL 2020-21	ADOPTED 2021-22	PROPOSED 2022-23	APPROVED 2022-23	ADOPTED 2022-23
REVENUES:						
1990 MISCELLANEOUS	0.00	0.00	0.00	0.00	0.00	0.00
5300 SALE OF ASSEST	0.00	0.00	0.00	0.00	0.00	0.00
5400 BEGINNING FUND BALANCE	79,090.00	79,090.00	57,490.00	0.00	0.00	0.00
<b>FUND 108 LAND ACQUISITION FUND</b>	<b>79,090.00</b>	<b>79,090.00</b>	<b>57,490.00</b>	<b>0.00</b>	<b>0.00</b>	<b>0.00</b>
REQUIREMENTS:						
FUNCTION 2310 SCHOOL BOARD						
389 NON INSTRUCTION PROF/TECH	0.00	21,600.00	0.00	0.00	0.00	0.00
FUNCTION 2520 BUSINESS SERVICES						
410 SUPPLIES AND MATERIALS	0.00	891.00	0.00	0.00	0.00	0.00
FUNCTION 2660 TECHNOLOGY SERVICES						
470 COMPUTER SOFTWARE	0.00	0.00	57,490.00	0.00	0.00	0.00
480 COMPUTER HARDWARE	0.00	0.00	0.00	0.00	0.00	0.00
FUNCTION 7000						
800 ENDING FUND BALANCE	79,090.00	56,599.00	0.00	0.00	0.00	0.00
<b>FUND 108 LAND ACQUISITION FUND</b>	<b>79,090.00</b>	<b>79,090.00</b>	<b>57,490.00</b>	<b>0.00</b>	<b>0.00</b>	<b>0.00</b>

**FUND 109 MAINTENANCE FUND**

ACCOUNT NUMBER / TITLE	ACTUAL 2019-20	ACTUAL 2020-21	ADOPTED 2021-22	PROPOSED 2022-23	APPROVED 2022-23	ADOPTED 2022-23
REVENUES:						
1990 MISCELLANEOUS	0.00	0.00	0.00	0.00	0.00	0.00
5200 TRANSFER IN	0.00	0.00	250,000.00	250,000.00	250,000.00	250,000.00
5400 BEGINNING FUND BALANCE	0.00	0.00	0.00	250,000.00	250,000.00	250,000.00
<b>FUND 109 MAINTENANCE FUND</b>	<b>0.00</b>	<b>0.00</b>	<b>250,000.00</b>	<b>500,000.00</b>	<b>500,000.00</b>	<b>500,000.00</b>
REQUIREMENTS:						
FUNCTION 2544 MAINTENANCE						
300 SERVICES	0.00	0.00	0.00	0.00	0.00	0.00
400 SUPPLIES	0.00	0.00	50,000.00	100,000.00	100,000.00	100,000.00
500 CAPITAL OUTLAY	0.00	0.00	200,000.00	400,000.00	400,000.00	400,000.00
FUNCTION 7000						
800 ENDING FUND BALANCE	0.00	0.00	0.00	0.00	0.00	0.00
<b>FUND 109 MAINTENANCE FUND</b>	<b>0.00</b>	<b>0.00</b>	<b>250,000.00</b>	<b>500,000.00</b>	<b>500,000.00</b>	<b>500,000.00</b>

**FUND 110 SCHOOL SUPPLY CARRYOVER**

ACCOUNT NUMBER / TITLE	ACTUAL 2019-20	ACTUAL 2020-21	ADOPTED 2021-22	PROPOSED 2022-23	APPROVED 2022-23	ADOPTED 2022-23
REVENUES:						
1990 MISCELLANEOUS	0.00	0.00	300,000.00	0.00	0.00	0.00
5200 INTERFUND TRANSFERS	73,601.69	0.00	100,000.00	200,000.00	200,000.00	200,000.00
5400 BEGINNING FUND BALANCE	92,187.13	137,039.06	117,000.00	525,700.00	525,700.00	525,700.00
<b>FUND 110 SCHOOL SUPPLY CARRYOVER</b>	<b>165,788.82</b>	<b>137,039.06</b>	<b>517,000.00</b>	<b>725,700.00</b>	<b>725,700.00</b>	<b>725,700.00</b>

REQUIREMENTS:

FUNCTION 1111 ELEMENTARY INSTRUCTION

111 LICENSED SALARIES	4,762.41	0.00	4,957.74	0.00	0.00	0.00
112 CLASSIFIED SALARIES	0.00	0.00	0.00	0.00	0.00	0.00
121 SUBSTITUTES-LICENSED	0.00	0.00	969.56	969.56	969.56	969.56
122 SUBSTITUTES-CLASSIFIED	0.00	0.00	448.05	448.05	448.05	448.05
131 EXTRA DUTY	3.78	0.00	0.00	0.00	0.00	0.00
211 EMPLOYER CONTRIBUTION	659.59	0.00	433.94	6.51	6.51	6.51
212 EMPLOYER PD PERS PU 6.00%	95.47	0.00	302.78	5.32	5.32	5.32
213 PERS UAL	866.48	0.00	335.40	5.06	5.06	5.06
214 PERS BOND	0.00	0.00	633.83	55.39	55.39	55.39
216 OPSRP	0.32	0.00	14.29	20.48	20.48	20.48
220 FICA	349.24	0.00	452.42	73.15	73.15	73.15
231 WORKERS' COMPENSATION	21.57	0.00	47.31	7.65	7.65	7.65
232 UNEMPLOYMENT COMPENSATION	0.00	0.00	29.57	4.78	4.78	4.78
233 FAMILY & MEDICAL LEAVE INSURANCE	0.00	0.00	11.83	1.91	1.91	1.91
241 LICENSED INSURANCE	1,040.60	0.00	1,243.89	0.00	0.00	0.00
242 CLASSIFIED INSURANCE	1.00	0.00	0.00	0.00	0.00	0.00
246 DISTRICT PD TSA--LICENSED	0.00	0.00	0.00	0.00	0.00	0.00
247 DISTRICT PD TSA--CLASSIFI	0.00	0.00	0.00	0.00	0.00	0.00
311 INSTRUCTION SERVICES	1,591.80	0.00	0.00	0.00	0.00	0.00
312 INST PROGRAM IMP SERVICES	0.00	0.00	1,000.00	1,000.00	1,000.00	1,000.00
313 STUDENT SERVICES-TRUANCY	135.00	0.00	0.00	0.00	0.00	0.00

**FUND 110 SCHOOL SUPPLY CARRYOVER**

ACCOUNT NUMBER / TITLE	ACTUAL 2019-20	ACTUAL 2020-21	ADOPTED 2021-22	PROPOSED 2022-23	APPROVED 2022-23	ADOPTED 2022-23
<b>FUNCTION 1111 ELEMENTARY INSTRUCTION</b>						
389 NON INSTRUCTION PROF/TECH	125.34	71.69	0.00	0.00	0.00	0.00
410 SUPPLIES AND MATERIALS	6,701.34	10,675.03	150,000.00	150,000.00	150,000.00	150,000.00
460 NON-CONSUMABLE ITEMS	3,181.99	9,017.73	25,000.00	25,000.00	25,000.00	25,000.00
470 COMPUTER SOFTWARE	486.98	195.00	25,000.00	25,000.00	25,000.00	25,000.00
480 COMPUTER HARDWARE	1,195.09	927.00	26,243.14	26,243.14	26,243.14	26,243.14
<b>FUNCTION 1121 MIDDLE SCHOOL INSTRUCTION</b>						
313 STUDENT SERVICES-TRUANCY	405.00	135.00	0.00	0.00	0.00	0.00
389 NON INSTRUCTION PROF/TECH	0.00	0.00	35,000.00	82,850.69	82,850.69	82,850.69
410 SUPPLIES AND MATERIALS	0.00	2,212.48	3,000.00	3,000.00	3,000.00	3,000.00
460 NON-CONSUMABLE ITEMS	319.26	377.32	0.00	0.00	0.00	0.00
470 COMPUTER SOFTWARE	0.00	41.96	0.00	0.00	0.00	0.00
<b>FUNCTION 1131 HIGH SCHOOL INSTRUCTION</b>						
389 NON INSTRUCTION PROF/TECH	0.00	744.61	75,000.00	125,000.00	125,000.00	125,000.00
410 SUPPLIES AND MATERIALS	0.00	230.00	0.00	0.00	0.00	0.00
460 NON-CONSUMABLE ITEMS	0.00	3,988.88	0.00	0.00	0.00	0.00
<b>FUNCTION 1250 LESS RESTRICTIVE ENVIRONMENT</b>						
121 SUBSTITUTES-LICENSED	0.00	0.00	0.00	0.00	0.00	0.00
122 SUBSTITUTES-CLASSIFIED	0.00	0.00	0.00	0.00	0.00	0.00
131 EXTRA DUTY	0.00	0.00	0.00	0.00	0.00	0.00
211 EMPLOYER CONTRIBUTION	0.00	0.00	0.06	0.08	0.08	0.08
212 EMPLOYER PD PERS PU 6.00%	0.00	0.00	0.67	0.67	0.67	0.67
213 PERS UAL	0.00	0.00	0.66	0.15	0.15	0.15
214 PERS BOND	0.00	0.00	2.19	2.65	2.65	2.65
216 OPSRP	0.00	0.00	0.14	0.20	0.20	0.20
220 FICA	0.00	0.00	3.49	3.49	3.49	3.49
231 WORKERS' COMPENSATION	0.00	0.00	0.37	0.37	0.37	0.37

**FUND 110 SCHOOL SUPPLY CARRYOVER**

ACCOUNT NUMBER / TITLE	ACTUAL 2019-20	ACTUAL 2020-21	ADOPTED 2021-22	PROPOSED 2022-23	APPROVED 2022-23	ADOPTED 2022-23
FUNCTION 1250 LESS RESTRICTIVE ENVIRONMENT						
232 UNEMPLOYMENT COMPENSATION	0.00	0.00	0.23	0.23	0.23	0.23
233 FAMILY & MEDICAL LEAVE INSURANCE	0.00	0.00	0.09	0.09	0.09	0.09
460 NON-CONSUMABLE ITEMS	0.00	0.00	0.37	0.37	0.37	0.37
FUNCTION 1283 DISTRICT ALTERNATIVE PROGRAMS						
389 NON INSTRUCTION PROF/TECH	0.00	391.33	0.00	0.00	0.00	0.00
410 SUPPLIES AND MATERIALS	2,220.28	237.73	0.00	0.00	0.00	0.00
460 NON-CONSUMABLE ITEMS	511.08	0.00	0.00	0.00	0.00	0.00
480 COMPUTER HARDWARE	0.00	99.99	0.00	0.00	0.00	0.00
640 DUES & FEES	0.00	0.00	0.00	0.00	0.00	0.00
FUNCTION 2240 INSTRUCTIONAL STAFF DEVELOPMENT						
312 INST PROGRAM IMP SERVICES	1,000.00	0.00	0.00	0.00	0.00	0.00
FUNCTION 2542 MAINTENANCE						
540 DEPRECIABLE EQUIPMENT	3,076.14	0.00	0.00	0.00	0.00	0.00
FUNCTION 2550 TRANSPORTATION						
331 REIMBURSABLE STUDENT TRAN	0.00	0.00	867.97	10,000.00	10,000.00	10,000.00
FUNCTION 2660 TECHNOLOGY						
460 NON-CONSUMABLE ITEMS	0.00	0.00	150,000.00	250,000.00	250,000.00	250,000.00
FUNCTION 3390 OTHER COMMUNITY SERVICES						
640 DUES & FEES	0.00	0.00	16,000.00	26,000.00	26,000.00	26,000.00
FUNCTION 7000						
800 ENDING FUND BALANCE	137,039.06	107,693.31	0.00	0.00	0.00	0.00
<b>FUND 110 SCHOOL SUPPLY CARRYOVER</b>	<b>165,788.82</b>	<b>137,039.06</b>	<b>517,000.00</b>	<b>725,700.00</b>	<b>725,700.00</b>	<b>725,700.00</b>

**FUND 111 TURF FIELD REPLACEMENT FUND**

ACCOUNT NUMBER / TITLE	ACTUAL 2019-20	ACTUAL 2020-21	ADOPTED 2021-22	PROPOSED 2022-23	APPROVED 2022-23	ADOPTED 2022-23
REVENUES:						
1510 INTEREST ON INVESTMENTS	13,614.85	754.16	100.00	100.00	100.00	100.00
5150 LOAN RECEIPTS	52,000.00	0.00	0.00	0.00	0.00	0.00
5200 INTERFUND TRANSFERS	0.00	0.00	75,000.00	75,000.00	75,000.00	75,000.00
5400 BEGINNING FUND BALANCE	639,865.12	384,908.32	4,834.00	79,600.00	79,600.00	79,600.00
<b>FUND 111 TURF FIELD REPLACEMENT FUND</b>	<b>705,479.97</b>	<b>385,662.48</b>	<b>79,934.00</b>	<b>154,700.00</b>	<b>154,700.00</b>	<b>154,700.00</b>
REQUIREMENTS:						
FUNCTION 2520 BUSINESS SERVICES						
389 NON INSTRUCTION PROF/TECH	0.02	0.00	20.00	20.00	20.00	20.00
FUNCTION 2543 CARE, UPKEEP OF GROUNDS						
322 REPAIRS & MAINTENANCE	0.00	0.00	5,000.00	5,000.00	5,000.00	5,000.00
410 SUPPLIES AND MATERIALS	0.00	0.00	5,000.00	5,000.00	5,000.00	5,000.00
530 IMPROVE OTHER THAN BUILD	320,571.63	381,074.37	0.00	0.00	0.00	0.00
540 DEPRECIABLE EQUIPMENT	0.00	0.00	69,914.00	144,680.00	144,680.00	144,680.00
FUNCTION 5110 LONG TERM DEBT SERVICE						
790 OTHER TRANSFERS	0.00	0.00	0.00	0.00	0.00	0.00
FUNCTION 7000						
800 ENDING FUND BALANCE	384,908.32	4,588.11	0.00	0.00	0.00	0.00
<b>FUND 111 TURF FIELD REPLACEMENT FUND</b>	<b>705,479.97</b>	<b>385,662.48</b>	<b>79,934.00</b>	<b>154,700.00</b>	<b>154,700.00</b>	<b>154,700.00</b>

**FUND 112 BUILDING RENTAL ACCOUNTS**

ACCOUNT NUMBER / TITLE	ACTUAL 2019-20	ACTUAL 2020-21	ADOPTED 2021-22	PROPOSED 2022-23	APPROVED 2022-23	ADOPTED 2022-23
REVENUES:						
1910 RENTALS	97,595.65	120,039.23	120,000.00	100,000.00	100,000.00	100,000.00
1920 CONTRIBUTIONS AND DONATIONS	2,741.09	0.00	2,000.00	2,000.00	2,000.00	2,000.00
1990 MISCELLANEOUS	10.80	0.00	0.00	0.00	0.00	0.00
5400 BEGINNING FUND BALANCE	343,591.76	362,421.51	444,000.00	446,000.00	446,000.00	446,000.00
<b>FUND 112 BUILDING RENTAL ACCOUNTS</b>	<b>443,939.30</b>	<b>482,460.74</b>	<b>566,000.00</b>	<b>548,000.00</b>	<b>548,000.00</b>	<b>548,000.00</b>

REQUIREMENTS:

FUNCTION 1111 ELEMENTARY INSTRUCTION

111 LICENSED SALARIES	11,926.48	0.00	15,516.43	0.00	0.00	0.00
112 CLASSIFIED SALARIES	8,826.40	2,548.00	10,795.79	0.00	0.00	0.00
121 SUBSTITUTES-LICENSED	1,503.36	0.00	2,937.89	9,937.89	9,937.89	9,937.89
122 SUBSTITUTES-CLASSIFIED	78.50	0.00	638.31	1,289.11	1,289.11	1,289.11
124 TEMPORARY-CLASSIFIED	0.00	0.00	0.00	0.00	0.00	0.00
131 EXTRA DUTY	2,575.22	812.47	0.00	0.00	0.00	0.00
211 EMPLOYER CONTRIBUTION	128.57	30.22	1,775.97	73.57	73.57	73.57
212 EMPLOYER PD PERS PU 6.00%	514.31	200.53	1,602.57	23.84	23.84	23.84
213 PERS UAL	1,746.33	607.61	1,977.32	303.72	303.72	303.72
214 PERS BOND	0.00	0.00	3,158.75	46.06	46.06	46.06
216 OPSRP	728.93	262.47	468.49	103.98	103.98	103.98
220 FICA	1,850.37	256.27	2,298.47	285.59	285.59	285.59
231 WORKERS' COMPENSATION	119.68	14.60	216.86	6.36	6.36	6.36
232 UNEMPLOYMENT COMPENSATION	0.00	0.00	135.54	3.98	3.98	3.98
233 FAMILY & MEDICAL LEAVE INSURANCE	0.00	0.00	54.21	1.59	1.59	1.59
241 LICENSED INSURANCE	0.00	0.00	0.00	0.00	0.00	0.00
242 CLASSIFIED INSURANCE	1,821.09	0.00	1,720.00	0.00	0.00	0.00
246 DISTRICT PD TSA--LICENSED	0.00	0.00	0.00	0.00	0.00	0.00
247 DISTRICT PD TSA--CLASSIFI	53.00	0.00	0.00	0.00	0.00	0.00

**FUND 112 BUILDING RENTAL ACCOUNTS continued**

ACCOUNT NUMBER / TITLE	ACTUAL 2019-20	ACTUAL 2020-21	ADOPTED 2021-22	PROPOSED 2022-23	APPROVED 2022-23	ADOPTED 2022-23
FUNCTION 1111 ELEMENTARY INSTRUCTION						
341 TRAVEL, LOCAL IN DISTRICT	5.22	0.00	0.00	0.00	0.00	0.00
342 TRAVEL, OUT OF DISTRICT	61.91	0.00	0.00	0.00	0.00	0.00
389 NON INSTRUCTION PROF/TECH	35.81	0.00	0.00	0.00	0.00	0.00
410 SUPPLIES AND MATERIALS	10,336.00	6,878.42	65,611.06	65,611.06	65,611.06	65,611.06
460 NON-CONSUMABLE ITEMS	1,550.41	16,272.51	25,000.00	25,000.00	25,000.00	25,000.00
470 COMPUTER SOFTWARE	0.00	0.00	10,000.00	10,000.00	10,000.00	10,000.00
480 COMPUTER HARDWARE	0.00	0.00	10,000.00	10,000.00	10,000.00	10,000.00
FUNCTION 1121 MIDDLE SCHOOL INSTRUCTION						
112 CLASSIFIED SALARIES	0.00	0.00	0.00	0.00	0.00	0.00
121 SUBSTITUTES-LICENSED	0.00	0.00	0.00	0.00	0.00	0.00
131 EXTRA DUTY	1,734.54	0.00	0.00	0.00	0.00	0.00
211 EMPLOYER CONTRIBUTION	53.73	0.00	0.00	0.00	0.00	0.00
212 EMPLOYER PD PERS PU 6.00%	95.06	0.00	0.00	0.00	0.00	0.00
213 PERS UAL	287.87	0.00	0.00	0.00	0.00	0.00
214 PERS BOND	0.00	0.00	0.00	0.00	0.00	0.00
216 OPSRP	100.42	0.00	0.00	0.00	0.00	0.00
220 FICA	114.15	0.00	0.00	0.00	0.00	0.00
231 WORKERS' COMPENSATION	7.10	0.00	0.00	0.00	0.00	0.00
232 UNEMPLOYMENT COMPENSATION	0.00	0.00	0.00	0.00	0.00	0.00
233 FAMILY & MEDICAL LEAVE INSURANCE	0.00	0.00	0.00	0.00	0.00	0.00
241 LICENSED INSURANCE	0.00	0.00	0.00	0.00	0.00	0.00
242 CLASSIFIED INSURANCE	0.00	0.00	0.00	0.00	0.00	0.00
246 DISTRICT PD TSA--LICENSED	0.00	0.00	0.00	0.00	0.00	0.00
322 REPAIRS & MAINTENANCE	287.30	185.67	0.00	0.00	0.00	0.00
324 RENTALS	36.00	162.00	0.00	0.00	0.00	0.00
389 NON INSTRUCTION PROF/TECH	89.53	123.95	0.00	0.00	0.00	0.00
410 SUPPLIES AND MATERIALS	5,177.42	10,543.88	55,000.00	65,000.00	65,000.00	65,000.00
460 NON-CONSUMABLE ITEMS	1,006.78	6,038.32	0.00	0.00	0.00	0.00
470 COMPUTER SOFTWARE	144.00	2,091.11	0.00	0.00	0.00	0.00
480 COMPUTER HARDWARE	0.00	589.74	0.00	0.00	0.00	0.00
640 DUES & FEES	1,050.00	0.00	0.00	0.00	0.00	0.00



**FUND 112 BUILDING RENTAL ACCOUNTS continued**

ACCOUNT NUMBER / TITLE	ACTUAL 2019-20	ACTUAL 2020-21	ADOPTED 2021-22	PROPOSED 2022-23	APPROVED 2022-23	ADOPTED 2022-23
<b>FUNCTION 1131 HIGH SCHOOL INSTRUCTION</b>						
112 CLASSIFIED SALARIES	0.00	0.00	0.00	0.00	0.00	0.00
121 SUBSTITUTES-LICENSED	0.00	0.00	0.00	0.00	0.00	0.00
131 EXTRA DUTY	0.00	0.00	0.00	0.00	0.00	0.00
211 EMPLOYER CONTRIBUTION	0.00	0.00	0.00	0.00	0.00	0.00
212 EMPLOYER PD PERS PU 6.00%	0.00	0.00	0.00	0.00	0.00	0.00
213 PERS UAL	0.00	0.00	0.00	0.00	0.00	0.00
214 PERS BOND	0.00	0.00	0.00	0.00	0.00	0.00
216 OPSRP	0.00	0.00	0.00	0.00	0.00	0.00
220 FICA	0.00	0.00	0.00	0.00	0.00	0.00
231 WORKERS' COMPENSATION	0.00	0.00	0.00	0.00	0.00	0.00
232 UNEMPLOYMENT COMPENSATION	0.00	0.00	0.00	0.00	0.00	0.00
233 FAMILY & MEDICAL LEAVE INSURANCE	0.00	0.00	0.00	0.00	0.00	0.00
241 LICENSED INSURANCE	0.00	0.00	0.00	0.00	0.00	0.00
242 CLASSIFIED INSURANCE	0.00	0.00	0.00	0.00	0.00	0.00
246 DISTRICT PD TSA--LICENSED	0.00	0.00	0.00	0.00	0.00	0.00
389 NON INSTRUCTION PROF/TECH	4,025.10	0.00	0.00	0.00	0.00	0.00
410 SUPPLIES AND MATERIALS	0.00	0.00	56,000.00	56,000.00	56,000.00	56,000.00
460 NON-CONSUMABLE ITEMS	7,287.64	245.00	8,000.00	8,000.00	8,000.00	8,000.00
470 COMPUTER SOFTWARE	0.00	0.00	0.00	0.00	0.00	0.00
480 COMPUTER HARDWARE	0.00	0.00	5,313.25	5,313.25	5,313.25	5,313.25
<b>FUNCTION 1220 RESTRICTIVE PROGRAMS</b>						
112 CLASSIFIED SALARIES	0.00	0.00	0.00	0.00	0.00	0.00
121 SUBSTITUTES-LICENSED	0.00	0.00	0.00	0.00	0.00	0.00
131 EXTRA DUTY	17.52	0.00	0.00	0.00	0.00	0.00
211 EMPLOYER CONTRIBUTION	2.43	0.00	0.00	0.00	0.00	0.00
212 EMPLOYER PD PERS PU 6.00%	1.05	0.00	0.00	0.00	0.00	0.00
213 PERS UAL	3.19	0.00	0.00	0.00	0.00	0.00
214 PERS BOND	0.00	0.00	0.00	0.00	0.00	0.00
216 OPSRP	0.00	0.00	0.00	0.00	0.00	0.00
220 FICA	1.34	0.00	0.00	0.00	0.00	0.00

**FUND 112 BUILDING RENTAL ACCOUNTS continued**

ACCOUNT NUMBER / TITLE	ACTUAL 2019-20	ACTUAL 2020-21	ADOPTED 2021-22	PROPOSED 2022-23	APPROVED 2022-23	ADOPTED 2022-23
<b>FUNCTION 1220 RESTRICTIVE PROGRAMS</b>						
231 WORKERS' COMPENSATION	0.10	0.00	0.00	0.00	0.00	0.00
232 UNEMPLOYMENT COMPENSATION	0.00	0.00	0.00	0.00	0.00	0.00
233 FAMILY & MEDICAL LEAVE INSURANCE	0.00	0.00	0.00	0.00	0.00	0.00
241 LICENSED INSURANCE	0.00	0.00	0.00	0.00	0.00	0.00
242 CLASSIFIED INSURANCE	0.00	0.00	0.00	0.00	0.00	0.00
246 DISTRICT PD TSA--LICENSED	0.00	0.00	0.00	0.00	0.00	0.00
<b>FUNCTION 1250 LESS RESTRICTIVE PROGRAMS</b>						
112 CLASSIFIED SALARIES	0.00	0.00	0.00	0.00	0.00	0.00
121 SUBSTITUTES-LICENSED	0.00	0.00	0.00	0.00	0.00	0.00
131 EXTRA DUTY	130.56	0.00	0.00	0.00	0.00	0.00
211 EMPLOYER CONTRIBUTION	0.00	0.00	0.00	0.00	0.00	0.00
212 EMPLOYER PD PERS PU 6.00%	7.03	0.00	0.00	0.00	0.00	0.00
213 PERS UAL	21.29	0.00	0.00	0.00	0.00	0.00
214 PERS BOND	0.00	0.00	0.00	0.00	0.00	0.00
216 OPSRP	9.84	0.00	0.00	0.00	0.00	0.00
220 FICA	9.72	0.00	0.00	0.00	0.00	0.00
231 WORKERS' COMPENSATION	0.61	0.00	0.00	0.00	0.00	0.00
232 UNEMPLOYMENT COMPENSATION	0.00	0.00	0.00	0.00	0.00	0.00
233 FAMILY & MEDICAL LEAVE INSURANCE	0.00	0.00	0.00	0.00	0.00	0.00
241 LICENSED INSURANCE	0.00	0.00	0.00	0.00	0.00	0.00
242 CLASSIFIED INSURANCE	0.00	0.00	0.00	0.00	0.00	0.00
246 DISTRICT PD TSA--LICENSED	0.00	0.00	0.00	0.00	0.00	0.00
<b>FUNCTION 1283 ALTERNATIVE PROGRAMS</b>						
389 NON INSTRUCTION PROF/TECH	0.00	0.00	0.00	0.00	0.00	0.00
410 SUPPLIES AND MATERIALS	577.84	0.00	20,000.00	20,000.00	20,000.00	20,000.00
460 NON-CONSUMABLE ITEMS	0.00	0.00	0.00	0.00	0.00	0.00
470 COMPUTER SOFTWARE	0.00	0.00	0.00	0.00	0.00	0.00
640 DUES & FEES	0.00	0.00	0.00	0.00	0.00	0.00

**FUND 112 BUILDING RENTAL ACCOUNTS continued**

ACCOUNT NUMBER / TITLE	ACTUAL 2019-20	ACTUAL 2020-21	ADOPTED 2021-22	PROPOSED 2022-23	APPROVED 2022-23	ADOPTED 2022-23
FUNCTION 2112 ATTENDANCE SERVICES						
313 STUDENT SERVICES-TRUANCY	0.00	0.00	25,000.00	25,000.00	25,000.00	25,000.00
FUNCTION 1291 ENGLISH LANGUAGE LEARNERS						
111 LICENSED SALARIES	0.00	0.00	0.00	0.00	0.00	0.00
121 SUBSTITUTES-LICENSED	0.00	0.00	0.00	0.00	0.00	0.00
131 EXTRA DUTY	183.00	0.00	0.00	0.00	0.00	0.00
211 EMPLOYER CONTRIBUTION	0.00	0.00	0.00	0.00	0.00	0.00
212 EMPLOYER PD PERS PU 6.00%	10.97	0.00	0.00	0.00	0.00	0.00
213 PERS UAL	33.28	0.00	0.00	0.00	0.00	0.00
214 PERS BOND	0.00	0.00	0.00	0.00	0.00	0.00
216 OPSRP	15.37	0.00	0.00	0.00	0.00	0.00
220 FICA	12.50	0.00	0.00	0.00	0.00	0.00
231 WORKERS' COMPENSATION	0.85	0.00	0.00	0.00	0.00	0.00
232 UNEMPLOYMENT COMPENSATION	0.00	0.00	0.00	0.00	0.00	0.00
233 FAMILY & MEDICAL LEAVE INSURANCE	0.00	0.00	0.00	0.00	0.00	0.00
FUNCTION 2122 COUNSELING SERVICES						
111 LICENSED SALARIES	2,659.18	0.00	3,032.78	0.00	0.00	0.00
121 SUBSTITUTES-LICENSED	0.00	0.00	0.00	0.00	0.00	0.00
131 EXTRA DUTY	0.00	0.00	0.00	0.00	0.00	0.00
211 EMPLOYER CONTRIBUTION	0.00	0.00	0.00	0.00	0.00	0.00
212 EMPLOYER PD PERS PU 6.00%	159.55	0.00	181.97	0.00	0.00	0.00
213 PERS UAL	483.47	0.00	191.67	0.00	0.00	0.00
214 PERS BOND	0.00	0.00	359.69	0.00	0.00	0.00
216 OPSRP	223.33	0.00	168.02	0.00	0.00	0.00
220 FICA	190.72	0.00	232.01	0.00	0.00	0.00
231 WORKERS' COMPENSATION	12.07	0.00	24.26	0.00	0.00	0.00
232 UNEMPLOYMENT COMPENSATION	0.00	0.00	15.16	0.00	0.00	0.00
233 FAMILY & MEDICAL LEAVE INSURANCE	0.00	0.00	6.07	0.00	0.00	0.00
241 LICENSED INSURANCE	717.12	0.00	745.96	0.00	0.00	0.00
242 CLASSIFIED INSURANCE	0.00	0.00	0.00	0.00	0.00	0.00
246 DISTRICT PD TSA--LICENSED	0.00	0.00	0.00	0.00	0.00	0.00

**FUND 112 BUILDING RENTAL ACCOUNTS continued**

ACCOUNT NUMBER / TITLE	ACTUAL 2019-20	ACTUAL 2020-21	ADOPTED 2021-22	PROPOSED 2022-23	APPROVED 2022-23	ADOPTED 2022-23
FUNCTION 2211 SERVICE AREA DIRECTION						
470 COMPUTER SOFTWARE	649.00	0.00	0.00	0.00	0.00	0.00
FUNCTION 2410 OFFICE OF THE PRINCIPAL						
341 TRAVEL, LOCAL IN DISTRICT	97.96	0.00	0.00	0.00	0.00	0.00
342 TRAVEL, OUT OF DISTRICT	164.31	0.00	3,000.00	3,000.00	3,000.00	3,000.00
410 SUPPLIES AND MATERIALS	550.25	3,883.82	0.00	0.00	0.00	0.00
460 NON-CONSUMABLE ITEMS	0.00	1,030.20	0.00	0.00	0.00	0.00
480 COMPUTER HARDWARE	0.00	1,417.96	0.00	0.00	0.00	0.00
FUNCTION 2542 OPERATION AND MAINTENANCE OF BUILDINGS						
389 NON INSTRUCTION PROF/TECH	0.00	0.00	0.00	0.00	0.00	0.00
410 SUPPLIES AND MATERIALS	1,276.61	0.00	4,000.00	4,000.00	4,000.00	4,000.00
460 NON-CONSUMABLE ITEMS	0.00	0.00	4,000.00	4,000.00	4,000.00	4,000.00
540 DEPRECIABLE EQUIPMENT	0.00	0.00	25,000.00	25,000.00	25,000.00	25,000.00
541 INITIAL & ADDITNL EQUIP	0.00	0.00	200,000.00	200,000.00	200,000.00	200,000.00
FUNCTION 2543 GROUNDS						
460 NON-CONSUMABLE ITEMS	0.00	0.00	1,821.51	10,000.00	10,000.00	10,000.00
FUNCTION 2544 MAINTENANCE						
389 NON INSTRUCTION PROF/TECH	0.00	805.00	0.00	0.00	0.00	0.00
460 NON-CONSUMABLE ITEMS	0.00	1,589.00	0.00	0.00	0.00	0.00
FUNCTION 2660 TECHNOLOGY						
389 NON INSTRUCTION PROF/TECH	6,937.50	0.00	0.00	0.00	0.00	0.00
FUNCTION 7000						
800 ENDING FUND BALANCE	362,421.51	425,871.99	0.00	0.00	0.00	0.00
<b>FUND 112 BUILDING RENTAL ACCOUNTS</b>	<b>442,939.30</b>	<b>482,460.74</b>	<b>566,000.00</b>	<b>548,000.00</b>	<b>548,000.00</b>	<b>548,000.00</b>

**FUND 113 PDC PROFESSIONAL DEVELOPMENT COMMITTEE**

ACCOUNT NUMBER / TITLE	ACTUAL 2019-20	ACTUAL 2020-21	ADOPTED 2021-22	PROPOSED 2022-23	APPROVED 2022-23	ADOPTED 2022-23
REVENUES:						
5200 INTERFUND TRANSFERS	120,000.00	0.00	120,000.00	130,000.00	130,000.00	130,000.00
5400 BEGINNING FUND BALANCE	172,770.41	124,805.35	190,000.00	270,000.00	270,000.00	270,000.00
<b>FUND 113 PDC PROFESSIONAL DEVELOPME</b>	<b>292,770.41</b>	<b>124,805.35</b>	<b>310,000.00</b>	<b>400,000.00</b>	<b>400,000.00</b>	<b>400,000.00</b>

REQUIREMENTS:

FUNCTION 2218 IMPROVEMENT OF INSTRUCTION

121 SUBSTITUTES-LICENSED	1,315.44	553.14	8,262.81	8,262.81	8,262.81	8,262.81
211 EMPLOYER CONTRIBUTION	78.09	0.00	216.67	221.54	221.54	221.54
212 EMPLOYER PD PERS PU 6.00%	0.00	0.00	49.42	49.42	49.42	49.42
213 PERS UAL	153.72	0.00	914.65	861.20	861.20	861.20
214 PERS BOND	0.00	0.00	0.00	0.00	0.00	0.00
216 OPSRP	23.68	0.00	319.05	340.58	340.58	340.58
220 FICA	100.63	42.31	839.82	839.82	839.82	839.82
231 WORKERS' COMPENSATION	6.45	2.31	21.72	21.72	21.72	21.72
232 UNEMPLOYMENT COMPENSATION	0.00	0.00	13.58	13.58	13.58	13.58
233 FAMILY & MEDICAL LEAVE INSURANCE	0.00	0.00	5.43	5.43	5.43	5.43
312 INST PROGRAM IMP SERVICES	44,906.47	31,521.20	295,970.91	385,970.01	385,970.01	385,970.01

FUNCTION 2219 IMPROVEMENT OF INSTRUCTION

121 SUBSTITUTES-LICENSED	3,194.64	420.80	181.37	181.37	181.37	181.37
131 EXTRA DUTY	26,624.38	24,770.84	1,416.27	1,444.04	1,444.04	1,444.04
211 EMPLOYER CONTRIBUTION	1,237.12	1,092.01	1.29	1.65	1.65	1.65
212 EMPLOYER PD PERS PU 6.00%	1,117.99	1,341.01	0.60	0.60	0.60	0.60
213 PERS UAL	4,209.80	4,575.43	5.11	1.17	1.17	1.17
214 PERS BOND	0.00	0.00	0.00	0.00	0.00	0.00
216 OPSRP	1,194.87	1,451.76	3.66	5.25	5.25	5.25

**FUND 113 PDC PROFESSIONAL DEVELOPMENT COMMITTEE continued**

ACCOUNT NUMBER / TITLE	ACTUAL 2019-20	ACTUAL 2020-21	ADOPTED 2021-22	PROPOSED 2022-23	APPROVED 2022-23	ADOPTED 2022-23
FUNCTION 2219 IMPROVEMENT OF INSTRUCTION						
220 FICA	1,745.63	1,900.14	123.64	125.77	125.77	125.77
231 WORKERS' COMPENSATION	107.72	97.45	12.93	13.15	13.15	13.15
232 UNEMPLOYMENT COMPENSATION	0.00	0.00	8.08	8.22	8.22	8.22
233 FAMILY & MEDICAL LEAVE INSURANCE	0.00	0.00	3.23	3.29	3.29	3.29
241 LICENSED INSURANCE	0.00	0.00	0.00	0.00	0.00	0.00
246 DISTRICT PD TSA--LICENSED	0.00	0.00	0.00	0.00	0.00	0.00
FUNCTION 2219 IMPROVEMENT OF INSTRUCTION						
312 INST PROGRAM IMP SERVICES	2,150.00	0.00	0.00	0.00	0.00	0.00
FUNCTION 2649 OTHER STAFF SERVICES						
131 EXTRA DUTY	1,258.00	1,326.00	1,283.16	1,308.32	1,308.32	1,308.32
211 EMPLOYER CONTRIBUTION	0.00	0.00	0.00	0.00	0.00	0.00
212 EMPLOYER PD PERS PU 6.00%	80.27	79.55	76.99	78.50	78.50	78.50
213 PERS UAL	243.23	241.12	81.10	18.97	18.97	18.97
214 PERS BOND	0.00	0.00	0.00	0.00	0.00	0.00
216 OPSRP	112.42	111.35	71.09	103.88	103.88	103.88
220 FICA	98.43	98.35	98.16	100.09	100.09	100.09
231 WORKERS' COMPENSATION	6.08	5.41	10.27	10.47	10.47	10.47
232 UNEMPLOYMENT COMPENSATION	0.00	0.00	6.42	6.54	6.54	6.54
233 FAMILY & MEDICAL LEAVE INSURANCE	0.00	0.00	2.57	2.62	2.62	2.62
FUNCTION 2660 TECHNOLOGY						
470 COMPUTER SOFTWARE	0.00	60.00	0.00	0.00	0.00	0.00
FUNCTION 5200						
710 FUND MODIFICATIONS	78,000.00	0.00	0.00	0.00	0.00	0.00
FUNCTION 7000						
800 ENDING FUND BALANCE	124,805.35	55,115.17	0.00	0.00	0.00	0.00
<b>FUND 113 PDC PROFESSIONAL DEVELOPME</b>	<b>292,770.41</b>	<b>124,805.35</b>	<b>310,000.00</b>	<b>400,000.00</b>	<b>400,000.00</b>	<b>400,000.00</b>

**FUND 114 CLASSIFIED PROFESSIONAL DEVELOPMENT**

ACCOUNT NUMBER / TITLE	ACTUAL 2019-20	ACTUAL 2020-21	ADOPTED 2021-22	PROPOSED 2022-23	APPROVED 2022-23	ADOPTED 2022-23
REVENUES:						
5200 INTERFUND TRANSFERS	0.00	20,000.00	0.00	10,000.00	10,000.00	10,000.00
5400 BEGINNING FUND BALANCE	0.00	0.00	0.00	29,226.00	29,226.00	29,226.00
<b>FUND 114 CLASSIFIED PROFESSIONAL DEVE</b>	<b>0.00</b>	<b>20,000.00</b>	<b>0.00</b>	<b>39,226.00</b>	<b>39,226.00</b>	<b>39,226.00</b>

REQUIREMENTS:

FUNCTION 2240 INSTRUCTIONAL STAFF DEVELOPMENT						
342 TRAVEL, OUT OF DISTRICT	0.00	0.00	0.00	39,226.00	39,226.00	39,226.00
FUNCTION 7000						
800 ENDING FUND BALANCE	0.00	20,000.00	0.00	0.00	0.00	0.00
<b>FUND 114 CLASSIFIED PROFESSIONAL DEVE</b>	<b>0.00</b>	<b>20,000.00</b>	<b>0.00</b>	<b>39,226.00</b>	<b>39,226.00</b>	<b>39,226.00</b>

**FUND 115 PERS RESEVRE**

ACCOUNT NUMBER / TITLE	ACTUAL 2019-20	ACTUAL 2020-21	ADOPTED 2021-22	PROPOSED 2022-23	APPROVED 2022-23	ADOPTED 2022-23
REVENUES:						
1970 SERVICES PROVIDED OTHER FUNDS	0.00	0.00	0.00	6,167,586.32	6,167,586.32	6,167,586.32
5400 BEGINNING FUND BALANCE	0.00	0.00	0.00	1,900,000.00	1,900,000.00	1,900,000.00
<b>FUND 115 PERS RESEVRE</b>	<b>0.00</b>	<b>0.00</b>	<b>0.00</b>	<b>8,067,586.32</b>	<b>8,067,586.32</b>	<b>8,067,586.32</b>
REQUIREMENTS:						
FUNCTION 5200 TRANSFERS						
710 FUND MODIFICATIONS	0.00	0.00	0.00	3,654,752.10	3,654,752.10	3,654,752.10
FUNCTION 7000						
800 ENDING FUND BALANCE	0.00	0.00	0.00	4,412,834.22	4,412,834.22	4,412,834.22
<b>FUND 115 PERS RESEVRE</b>	<b>0.00</b>	<b>0.00</b>	<b>0.00</b>	<b>8,067,586.32</b>	<b>8,067,586.32</b>	<b>8,067,586.32</b>



Other Funds Tab goes here

BACK OF TAB

**FUND 200 SPECIAL REVENUE FUNDS**

ACCOUNT NUMBER / TITLE	ACTUAL 2019-20	ACTUAL 2020-21	ADOPTED 2021-22	PROPOSED 2022-23	APPROVED 2022-23	ADOPTED 2022-23
REVENUES:						
1130 CONSTRUCTION EXCISE TAX	202,434.26	199,740.47	120,000.00	120,000.00	120,000.00	120,000.00
1200 LOCAL GOVERNMENTS	21,631.05	22,968.90	26,000.00	26,000.00	26,000.00	26,000.00
1510 INTEREST ON INVESTMENTS	24,623.63	11,079.06	6,000.00	5,800.00	5,800.00	5,800.00
1612 FOOD SERVICE REVENUES	202,945.60	22.80	50,000.00	3,000.00	3,000.00	3,000.00
1700 EXTRACURRICULAR	921,026.97	320,869.98	0.00	0.00	0.00	0.00
1920 CONTRIBUTIONS AND DONATIONS	93,396.89	60,378.77	88,000.00	75,500.00	75,500.00	75,500.00
1960 PRIOR YEAR EXPENDITURE	0.00	0.00	0.00	0.00	0.00	0.00
1990 MISCELLANEOUS	158,176.27	116,470.55	2,221,500.00	1,965,500.00	1,965,500.00	1,965,500.00
2200 RESTRICTED REVENUES	527,092.76	455,131.05	449,915.00	535,567.55	535,567.55	535,567.55
2800 REVENUE IN LIEU OF TAXES	65,632.07	110,105.42	81,000.00	81,000.00	81,000.00	81,000.00
3102 STATE SCHOOL FUND LUNCH MATCH	25,028.01	25,028.01	20,000.00	20,000.00	20,000.00	20,000.00
3199 OTHER UNRESTRICTED GRANTS	0.00	24,978.75	0.00	15,000.00	15,000.00	15,000.00
3222 STATE SCHOOL FUND TRANSPORTATION	150,394.20	150,397.03	130,000.00	248,000.00	248,000.00	248,000.00
3299 OTHER GRANTS IN AID	1,074,776.86	3,897,023.03	8,280,999.33	7,600,952.79	7,600,952.79	7,600,952.79
4300 RESTRICTED REVENUE FROM FEDERAL GOV	6,335.83	20,185.04	9,343.00	80,473.50	80,473.50	80,473.50
4500 FEDERAL GOVERNMENT THRU STATE	4,985,498.39	9,278,226.08	24,368,409.42	19,060,620.00	19,060,620.00	19,060,620.00
4505 FEDERAL REVENUE	11,713.72	6,639.65	3,000.00	2,000.00	2,000.00	2,000.00
4700 GRANTS IN AID FROM FEDERAL	182,754.09	153,432.46	85,000.00	86,000.00	86,000.00	86,000.00
4900 REVENUE OF BEHALF OF DISTRICT	197,445.54	160,220.71	183,000.00	183,000.00	183,000.00	183,000.00
5150 INTERFUND TRANSFERS	0.00	0.00	0.00	0.00	0.00	0.00
5200 INTERFUND TRANSFERS	61,468.82	64,938.19	989,328.08	606,404.68	606,404.68	606,404.68
5300 SALE OF ASSETS	2,125.20	1,000.00	2,000.00	2,000.00	2,000.00	2,000.00
5400 BEGINNING FUND BALANCE	3,048,054.10	2,721,964.26	2,532,745.33	2,970,627.99	2,970,627.99	2,970,627.99
<b>FUND 200 SPECIAL REVENUE FUNDS</b>	<b>11,962,554.26</b>	<b>17,800,800.21</b>	<b>39,646,240.16</b>	<b>33,687,446.51</b>	<b>33,687,446.51</b>	<b>33,687,446.51</b>

**FUND 200 SPECIAL REVENUE FUNDS**

ACCOUNT NUMBER / TITLE	ACTUAL 2019-20	ACTUAL 2020-21	ADOPTED 2021-22	PROPOSED 2022-23	APPROVED 2022-23	ADOPTED 2022-23
REQUIREMENTS:						
1111 ELEMENTARY INSTRUCTION						
100 SALARIES	3,922.88	1,098,589.72	11,828,655.34	5,033,929.97	5,033,929.97	5,033,929.97
200 BENEFITS	1,493.88	627,479.56	4,719,785.83	3,084,073.55	3,084,073.55	3,084,073.55
300 SERVICES	42,988.96	246,035.32	530,839.54	538,167.11	538,167.11	538,167.11
400 SUPPLIES	21,486.16	126,359.43	249,276.61	234,420.54	234,420.54	234,420.54
600 FEES	0.00	1,062.00	421.30	421.30	421.30	421.30
1112 DIRECT READING						
100 SALARIES	0.00	118.53	0.00	0.00	0.00	0.00
200 BENEFITS	0.00	9.56	0.00	0.00	0.00	0.00
300 SERVICES	0.00	0.00	0.00	0.00	0.00	0.00
400 SUPPLIES	0.00	189.67	100.00	100.00	100.00	100.00
1113 ELEMENTARY EXTRACURRICULAR						
100 SALARIES	939.60	0.00	62.97	62.97	62.97	62.97
200 BENEFITS	271.68	0.00	12.14	12.14	12.14	12.14
300 SERVICES	7,633.50	104.07	80,000.00	75,000.00	75,000.00	75,000.00
400 SUPPLIES	190,036.65	98,942.70	500,000.00	480,000.00	480,000.00	480,000.00
600 FEES	0.00	0.00	0.00	0.00	0.00	0.00
1121 MIDDLE / JUNIOR INSTRUCTION						
100 SALARIES	29,106.01	519,076.25	530,572.17	713,288.68	713,288.68	713,288.68
200 BENEFITS	17,966.15	211,102.73	369,081.96	486,157.49	486,157.49	486,157.49
300 SERVICES	200.00	5,588.68	0.00	0.00	0.00	0.00
400 SUPPLIES	31,817.03	214,823.00	96,595.75	41,610.00	41,610.00	41,610.00
500 CAPITAL OUTLAY	0.00	53,323.72	0.00	0.00	0.00	0.00
600 FEES	286.00	0.00	698.29	698.29	698.29	698.29

**FUND 200 SPECIAL REVENUE FUNDS**

ACCOUNT NUMBER / TITLE	ACTUAL 2019-20	ACTUAL 2020-21	ADOPTED 2021-22	PROPOSED 2022-23	APPROVED 2022-23	ADOPTED 2022-23
REQUIREMENTS:						
1122 MIDDLE / JUNIOR EXTRACURRICULAR						
100 SALARIES	0.00	0.00	0.00	0.00	0.00	0.00
200 BENEFITS	0.00	0.00	0.00	0.00	0.00	0.00
300 SERVICES	0.00	0.00	0.00	0.00	0.00	0.00
400 SUPPLIES	0.00	0.00	0.00	0.00	0.00	0.00
600 FEES	0.00	0.00	0.00	0.00	0.00	0.00
1131 HIGH SCHOOL INSTRUCTION						
100 SALARIES	248,566.56	469,724.56	1,564,418.80	1,745,837.97	1,745,837.97	1,745,837.97
200 BENEFITS	172,133.19	287,919.77	713,540.55	723,684.70	723,684.70	723,684.70
300 SERVICES	7,864.21	2,783.00	26,847.32	26,847.32	26,847.32	26,847.32
400 SUPPLIES	98,184.54	725,986.12	180,710.92	158,852.32	158,852.32	158,852.32
500 CAPITAL OUTLAY	0.00	107,465.82	0.00	0.00	0.00	0.00
600 FEES	20,979.00	12,679.00	51,221.60	0.00	0.00	0.00
1132 HIGH SCHOOL EXTRACURRICULAR						
100 SALARIES	5,077.00	5,178.00	5,178.54	5,280.08	5,280.08	5,280.08
200 BENEFITS	1,964.21	2,085.52	2,012.90	2,052.37	2,052.37	2,052.37
300 SERVICES	0.00	0.00	120,000.00	111,000.00	111,000.00	111,000.00
400 SUPPLIES	653,409.28	262,771.36	1,500,000.00	1,300,000.00	1,300,000.00	1,300,000.00
600 FEES	0.00	0.00	7,315.67	3,315.67	3,315.67	3,315.67
1140 PREKINDERGARTEN PROGRAMS						
100 SALARIES	37,047.60	0.00	81,490.30	50,218.92	50,218.92	50,218.92
200 BENEFITS	15,210.26	0.00	50,222.35	26,677.32	26,677.32	26,677.32
300 SERVICES	0.00	0.00	20,000.00	5,000.00	5,000.00	5,000.00
400 SUPPLIES	0.00	7,620.09	25,287.35	360.67	360.67	360.67
600 FEES	0.00	0.00	0.00	0.00	0.00	0.00

**FUND 200 SPECIAL REVENUE FUNDS**

ACCOUNT NUMBER / TITLE	ACTUAL 2019-20	ACTUAL 2020-21	ADOPTED 2021-22	PROPOSED 2022-23	APPROVED 2022-23	ADOPTED 2022-23
REQUIREMENTS:						
1220 RESTRICTIVE PROGRAMS						
100 SALARIES	100,301.16	85,074.00	115,750.23	122,759.14	122,759.14	122,759.14
200 BENEFITS	79,085.03	74,322.76	83,421.62	79,824.93	79,824.93	79,824.93
300 SERVICES	0.00	0.00	0.00	0.00	0.00	0.00
400 SUPPLIES	500.00	1,395.54	3,300.00	4,000.00	4,000.00	4,000.00
600 FEES	0.00	0.00	0.00	0.00	0.00	0.00
1250 LESS RESTRICTIVE PROGRAMS						
100 SALARIES	447,559.20	450,817.29	500,750.54	478,597.64	478,597.64	478,597.64
200 BENEFITS	314,816.25	326,105.14	354,173.40	308,326.97	308,326.97	308,326.97
300 SERVICES	0.00	140.00	226,143.21	350,293.59	350,293.59	350,293.59
400 SUPPLIES	3,325.07	972.16	2,500.00	4,500.00	4,500.00	4,500.00
600 FEES	0.00	0.00	0.00	0.00	0.00	0.00
1260 TREATMENT AND HABITATION						
100 SALARIES	0.00	0.00	0.00	0.00	0.00	0.00
200 BENEFITS	0.00	0.00	0.00	0.00	0.00	0.00
300 SERVICES	0.00	0.00	0.00	0.00	0.00	0.00
400 SUPPLIES	0.00	0.00	0.00	0.00	0.00	0.00
1271 REMEDIATION						
100 SALARIES	0.00	420.00	0.00	0.00	0.00	0.00
200 BENEFITS	0.00	170.69	0.00	0.00	0.00	0.00
300 SERVICES	0.00	0.00	0.00	0.00	0.00	0.00
400 SUPPLIES	0.00	0.00	0.00	0.00	0.00	0.00

**FUND 200 SPECIAL REVENUE FUNDS**

ACCOUNT NUMBER / TITLE	ACTUAL 2019-20	ACTUAL 2020-21	ADOPTED 2021-22	PROPOSED 2022-23	APPROVED 2022-23	ADOPTED 2022-23
REQUIREMENTS:						
1272 TITLE IA/D						
100 SALARIES	865,676.55	978,979.50	1,093,301.54	1,052,251.88	1,052,251.88	1,052,251.88
200 BENEFITS	622,585.87	701,663.57	713,230.67	675,071.03	675,071.03	675,071.03
300 SERVICES	81.65	10,022.04	0.00	0.00	0.00	0.00
400 SUPPLIES	3,052.25	2,144.15	0.00	0.00	0.00	0.00
1282 ALTERNATIVE PROGRAMS						
100 SALARIES	0.00	0.00	0.00	0.00	0.00	0.00
200 BENEFITS	0.00	0.00	0.00	0.00	0.00	0.00
300 SERVICES	0.00	0.00	0.00	0.00	0.00	0.00
400 SUPPLIES	0.00	0.00	0.00	0.00	0.00	0.00
1283 ALTERNATIVE PROGRAMS						
100 SALARIES	172,776.17	149,888.08	52,381.64	46,483.58	46,483.58	46,483.58
200 BENEFITS	83,307.47	85,585.50	29,182.68	23,315.89	23,315.89	23,315.89
300 SERVICES	1,647.45	9,143.74	9,500.00	12,000.00	12,000.00	12,000.00
400 SUPPLIES	34,615.55	99,506.39	65,886.04	52,828.25	52,828.25	52,828.25
500 CAPITAL OUTLAY	0.00	9,091.43	0.00	0.00	0.00	0.00
600 FEES	2,551.50	1,636.80	0.00	0.00	0.00	0.00
1291 ENGLISH LANGUAGE LEARNERS						
100 SALARIES	0.00	180.89	0.00	0.00	0.00	0.00
200 BENEFITS	0.00	156.68	0.00	0.00	0.00	0.00
300 SERVICES	5,364.00	12,339.00	0.00	0.00	0.00	0.00
400 SUPPLIES	11,809.75	36,066.92	0.00	0.00	0.00	0.00
600 FEES	0.00	0.00	0.00	0.00	0.00	0.00

**FUND 200 SPECIAL REVENUE FUNDS**

ACCOUNT NUMBER / TITLE	ACTUAL 2019-20	ACTUAL 2020-21	ADOPTED 2021-22	PROPOSED 2022-23	APPROVED 2022-23	ADOPTED 2022-23
REQUIREMENTS:						
1292 TEEN PARENT PROGRAMS						
100 SALARIES	0.00	0.00	2,679.33	2,679.33	2,679.33	2,679.33
200 BENEFITS	0.00	0.00	463.38	465.01	465.01	465.01
300 SERVICES	0.00	0.00	0.00	0.00	0.00	0.00
400 SUPPLIES	0.00	0.00	0.00	0.00	0.00	0.00
600 FEES	0.00	0.00	0.00	0.00	0.00	0.00
1299 OTHER PROGRAMS						
100 SALARIES	659.40	4,786.24	6,000.00	6,000.00	6,000.00	6,000.00
200 BENEFITS	53.81	387.68	2,843.00	2,843.00	2,843.00	2,843.00
300 SERVICES	425.00	1,800.00	2,500.00	2,500.00	2,500.00	2,500.00
400 SUPPLIES	917.19	11,553.00	0.00	0.00	0.00	0.00
600 FEES	71.50	0.00	0.00	0.00	0.00	0.00
14XX SUMMER SCHOOL						
100 SALARIES	0.00	35,234.90	1,900,000.00	430,000.00	430,000.00	430,000.00
200 BENEFITS	0.00	9,335.80	700,000.00	187,872.89	187,872.89	187,872.89
300 SERVICES	0.00	3,416.51	97,306.75	270,769.62	270,769.62	270,769.62
400 SUPPLIES	0.00	64,007.11	12,000.00	55,000.00	55,000.00	55,000.00
600 FEES	0.00	687.94	0.00	0.00	0.00	0.00
211X ATTENDANCE SERVICES & SOCIAL WORK						
100 SALARIES	32,290.10	21,486.64	36,125.80	21,727.40	21,727.40	21,727.40
200 BENEFITS	14,950.06	9,227.13	19,878.01	8,445.44	8,445.44	8,445.44
300 SERVICES	5,681.12	222.75	7,984.54	7,984.54	7,984.54	7,984.54
400 SUPPLIES	13,995.49	71.86	6,927.30	6,927.30	6,927.30	6,927.30



**FUND 200 SPECIAL REVENUE FUNDS**

ACCOUNT NUMBER / TITLE	ACTUAL 2019-20	ACTUAL 2020-21	ADOPTED 2021-22	PROPOSED 2022-23	APPROVED 2022-23	ADOPTED 2022-23
REQUIREMENTS:						
212X STUDENT SUPPORT SERVICES - COUNSELING						
100 SALARIES	46,975.05	56,312.05	540,463.40	381,926.04	381,926.04	381,926.04
200 BENEFITS	22,964.70	23,558.18	188,234.46	248,035.45	248,035.45	248,035.45
300 SERVICES	34,701.60	282,123.49	56,535.33	11,792.66	11,792.66	11,792.66
400 SUPPLIES	32,089.69	29,316.46	393.82	5,905.84	5,905.84	5,905.84
600 FEES	0.00	0.00	0.00	0.00	0.00	0.00
213X HEALTH SERVICES & NURSING						
100 SALARIES	49,493.29	82,767.49	49,535.31	78,806.43	78,806.43	78,806.43
200 BENEFITS	33,073.17	42,914.61	32,042.13	66,331.44	66,331.44	66,331.44
300 SERVICES	194,003.55	172,065.00	161,553.63	161,553.63	161,553.63	161,553.63
400 SUPPLIES	61.45	1,693.62	12,111.24	12,111.24	12,111.24	12,111.24
600 FEES	0.00	195.00	0.00	0.00	0.00	0.00
214X PSYCHOLOGICAL SERVICES						
100 SALARIES	0.00	13,260.21	5,000.00	5,000.00	5,000.00	5,000.00
200 BENEFITS	0.00	9,144.63	3,000.00	3,000.00	3,000.00	3,000.00
300 SERVICES	11,230.00	0.00	0.00	0.00	0.00	0.00
400 SUPPLIES	0.00	491.03	0.00	0.00	0.00	0.00
215X SPEECH PATHOLOGY and AUDIOLOGY SERVICES						
100 SALARIES	72,296.58	35,221.65	78,343.20	30,094.75	30,094.75	30,094.75
200 BENEFITS	50,652.36	25,138.79	52,996.37	21,613.55	21,613.55	21,613.55
300 SERVICES	0.00	0.00	0.00	0.00	0.00	0.00
400 SUPPLIES	0.00	1,491.27	0.00	0.00	0.00	0.00

**FUND 200 SPECIAL REVENUE FUNDS**

ACCOUNT NUMBER / TITLE	ACTUAL 2019-20	ACTUAL 2020-21	ADOPTED 2021-22	PROPOSED 2022-23	APPROVED 2022-23	ADOPTED 2022-23
REQUIREMENTS:						
219X STUDENT SUPPORT SERVICES						
100 SALARIES	11,063.66	14,845.06	12,754.90	10,410.77	10,410.77	10,410.77
200 BENEFITS	8,898.85	10,426.21	9,685.35	6,578.67	6,578.67	6,578.67
300 SERVICES	0.00	4,364.00	0.00	0.00	0.00	0.00
400 SUPPLIES	0.00	0.00	0.00	0.00	0.00	0.00
22XX SUPPORT SERVICES - INSTRUCTIONAL STAFF						
100 SALARIES	280,769.68	208,376.10	424,143.30	358,911.42	358,911.42	358,911.42
200 BENEFITS	124,909.42	124,976.28	194,823.59	187,891.32	187,891.32	187,891.32
300 SERVICES	187,182.06	154,493.00	192,215.00	199,718.10	199,718.10	199,718.10
400 SUPPLIES	66,908.08	12,726.03	36,592.39	60,957.23	60,957.23	60,957.23
600 FEES	6,072.33	6,366.13	0.00	0.00	0.00	0.00
231X BOARD OF EDUCATION SERVICES						
400 SUPPLIES	0.00	34.17	0.00	0.00	0.00	0.00
232X EXECUTIVE ADMINISTRATION SERVICES						
400 SUPPLIES	0.00	339.26	0.00	0.00	0.00	0.00
241X OFFICE OF THE PRINCIPAL						
100 SALARIES	6,992.33	23,258.01	0.00	0.00	0.00	0.00
200 BENEFITS	3,787.11	10,418.66	0.00	0.00	0.00	0.00
300 SERVICES	0.00	10,162.50	0.00	0.00	0.00	0.00
400 SUPPLIES	550.97	17,711.94	1,345.23	1,345.23	1,345.23	1,345.23
500 CAPITAL OUTLAY	0.00	0.00	0.00	0.00	0.00	0.00
600 FEES	64.99	2,322.00	158.68	0.00	0.00	0.00

**FUND 200 SPECIAL REVENUE FUNDS**

ACCOUNT NUMBER / TITLE	ACTUAL 2019-20	ACTUAL 2020-21	ADOPTED 2021-22	PROPOSED 2022-23	APPROVED 2022-23	ADOPTED 2022-23
REQUIREMENTS:						
2520 FISCAL SERVICES						
100 SALARIES	0.00	0.00	0.00	0.00	0.00	0.00
200 BENEFITS	0.00	0.00	0.00	0.00	0.00	0.00
300 SERVICES	0.03	0.00	755,000.00	705,000.00	705,000.00	705,000.00
400 SUPPLIES	0.00	0.00	130,000.00	130,000.00	130,000.00	130,000.00
500 CAPITAL OUTLAY	0.00	0.00	0.00	0.00	0.00	0.00
600 FEES	0.00	0.00	1,000.00	1,000.00	1,000.00	1,000.00
254X OPERATION OF PLANT						
100 SALARIES	585.94	1,591.05	0.00	0.00	0.00	0.00
200 BENEFITS	285.29	679.26	0.00	0.00	0.00	0.00
300 SERVICES	0.00	50,723.45	0.00	0.00	0.00	0.00
400 SUPPLIES	0.00	36,376.12	0.00	0.00	0.00	0.00
500 CAPITAL OUTLAY	0.00	40,271.09	0.00	0.00	0.00	0.00
600 FEES	0.00	0.00	0.00	0.00	0.00	0.00
255X TRANSPORTATION						
100 SALARIES	26,898.60	0.00	0.00	0.00	0.00	0.00
200 BENEFITS	10,728.29	0.00	0.00	0.00	0.00	0.00
300 SERVICES	23,313.06	0.00	18,911.36	19,555.43	19,555.43	19,555.43
400 SUPPLIES	0.00	0.00	0.00	1.00	1.00	1.00
500 CAPITAL OUTLAY	26,703.00	303,919.00	152,911.68	270,711.82	270,711.82	270,711.82
600 FEES	0.00	0.00	0.00	0.00	0.00	0.00

**FUND 200 SPECIAL REVENUE FUNDS**

ACCOUNT NUMBER / TITLE	ACTUAL 2019-20	ACTUAL 2020-21	ADOPTED 2021-22	PROPOSED 2022-23	APPROVED 2022-23	ADOPTED 2022-23
REQUIREMENTS:						
262X SUPPORT SERVICES - CENTRAL ACTIVITES						
100 SALARIES	0.00	44,527.61	0.00	0.00	0.00	0.00
200 BENEFITS	0.00	14,783.96	0.00	0.00	0.00	0.00
300 SERVICES	0.00	4,165.00	0.00	0.00	0.00	0.00
400 SUPPLIES	0.00	0.00	0.00	0.00	0.00	0.00
600 FEES	0.00	0.00	0.00	0.00	0.00	0.00
264X STAFF SERVICES						
100 SALARIES	0.00	0.00	0.00	0.00	0.00	0.00
200 BENEFITS	0.00	0.00	0.00	0.00	0.00	0.00
300 SERVICES	0.00	0.00	0.00	0.00	0.00	0.00
400 SUPPLIES	0.00	41,034.16	0.00	0.00	0.00	0.00
600 FEES	0.00	4,126.00	0.00	0.00	0.00	0.00
266X TECHNOLOGY						
100 SALARIES	0.00	6,208.44	0.00	0.00	0.00	0.00
200 BENEFITS	0.00	2,421.49	0.00	0.00	0.00	0.00
300 SERVICES	195.00	44,134.63	0.00	4,000.00	4,000.00	4,000.00
400 SUPPLIES	0.00	1,890,484.65	0.00	0.00	0.00	0.00
500 CAPITAL OUTLAY	0.00	0.00	0.00	0.00	0.00	0.00
269X OTHER SUPPORT SERVICES						
100 SALARIES	4,435.93	4,849.70	4,989.06	5,950.02	5,950.02	5,950.02
200 BENEFITS	1,777.42	1,972.38	1,905.99	2,279.52	2,279.52	2,279.52
300 SERVICES	47,576.40	49,320.96	63,400.00	52,400.00	52,400.00	52,400.00
400 SUPPLIES	80.12	79.05	846.92	2,954.32	2,954.32	2,954.32

**FUND 200 SPECIAL REVENUE FUNDS**

ACCOUNT NUMBER / TITLE	ACTUAL 2019-20	ACTUAL 2020-21	ADOPTED 2021-22	PROPOSED 2022-23	APPROVED 2022-23	ADOPTED 2022-23
<b>31XX NUTRITION SERVICES</b>						
100 SALARIES	884,042.67	842,306.70	1,013,856.85	1,037,038.05	1,037,038.05	1,037,038.05
200 BENEFITS	653,562.34	589,452.23	727,761.62	628,899.93	628,899.93	628,899.93
300 SERVICES	13,521.00	17,948.62	39,510.28	39,510.28	39,510.28	39,510.28
400 SUPPLIES	868,444.94	1,055,198.95	1,119,357.68	1,122,543.95	1,122,543.95	1,122,543.95
500 CAPITAL OUTLAY	17,361.04	0.00	10,000.00	0.00	0.00	0.00
600 FEES	150.00	0.00	5,000.00	5,000.00	5,000.00	5,000.00
<b>33XX DIRECTION OF COMMUNITY SERVICES</b>						
100 SALARIES	21,753.08	28,730.52	19,417.02	102,546.12	102,546.12	102,546.12
200 BENEFITS	11,462.19	13,905.53	9,630.66	11,658.82	11,658.82	11,658.82
300 SERVICES	14,272.30	6,072.09	22,000.00	23,000.00	23,000.00	23,000.00
400 SUPPLIES	11,433.74	29,196.37	11,852.32	19,331.96	19,331.96	19,331.96
500 CAPITAL OUTLAY	0.00	0.00	0.00	0.00	0.00	0.00
600 FEES	4,937.45	6,336.71	600.00	0.00	0.00	0.00
<b>35XX CUSTODY AND CARE OF CHILDREN SERVICES</b>						
100 SALARIES	173,766.60	138,056.25	153,633.42	257,319.99	257,319.99	257,319.99
200 BENEFITS	108,517.15	95,813.11	97,777.57	161,622.47	161,622.47	161,622.47
300 SERVICES	6,648.00	3,175.08	1,800.00	1,800.00	1,800.00	1,800.00
400 SUPPLIES	23,849.79	16,520.27	15,000.00	15,000.00	15,000.00	15,000.00
500 CAPITAL OUTLAY	0.00	0.00	0.00	0.00	0.00	0.00
600 FEES	51.50	0.00	800.00	800.00	800.00	800.00
<b>41XX FACILITIES ACQUISITION AND CONSTRUCTION</b>						
300 SERVICES	0.00	250.00	0.00	0.00	0.00	0.00
400 SUPPLIES	0.00	0.00	0.00	0.00	0.00	0.00
500 CAPITAL OUTLAY	261,949.07	50,365.20	2,905,605.78	7,772,000.00	7,772,000.00	7,772,000.00
600 FEES	0.00	0.00	0.00	0.00	0.00	0.00

**FUND 200 SPECIAL REVENUE FUNDS**

ACCOUNT NUMBER / TITLE	ACTUAL 2019-20	ACTUAL 2020-21	ADOPTED 2021-22	PROPOSED 2022-23	APPROVED 2022-23	ADOPTED 2022-23
5100 DEBT SERVICE						
600 FEES	184,992.03	370,066.58	185,088.32	185,088.18	185,088.18	185,088.18
5200 TRANSFERS						
700 FUND MODIFICATIONS	0.00	0.00	525,121.08	0.00	0.00	0.00
7000 ENDING FUND BALANCE						
800 RESERVE FOR NEXT YEAR	2,721,964.31	2,312,296.60	80,000.01	2,915.32	2,915.33	2,915.32
<b>FUND 200 SPECIAL REVENUE FUNDS</b>	<b>11,796,682.14</b>	<b>17,778,929.65</b>	<b>39,423,282.82</b>	<b>33,492,446.51</b>	<b>33,492,446.51</b>	<b>33,492,446.51</b>

**FUND 300 DEBT SERVICE**

ACCOUNT NUMBER / TITLE	ACTUAL 2019-20	ACTUAL 2020-21	ADOPTED 2021-22	PROPOSED 2022-23	APPROVED 2022-23	ADOPTED 2022-23
REVENUES:						
1111 CURRENT YEAR'S TAXES	5,113,067.28	6,213,452.00	6,190,500.00	6,256,000.00	6,256,000.00	6,256,000.00
1112 PRIOR YEAR'S TAXES	72,444.86	84,474.18	80,000.00	70,000.00	70,000.00	70,000.00
1113 BACK TAXES	2,385.15	0.00	0.00	0.00	0.00	0.00
1190 PENALTIES * INTEREST ON TAXES	17,151.16	22,428.19	15,000.00	15,000.00	15,000.00	15,000.00
1200 FROM LOCAL GOVERNMENT	202.33	242.76	0.00	0.00	0.00	0.00
1510 INTEREST ON INVESTMENTS	55,668.32	19,305.55	12,000.00	10,000.00	10,000.00	10,000.00
5200 INTERFUND TRANSFERS	0.00	0.00	0.00	3,654,752.10	3,654,752.10	3,654,752.10
5400 BEGINNING FUND BALANCE	276,892.97	191,471.40	220,000.00	485,800.00	485,800.00	485,800.00
<b>FUND 300 DEBT SERVICE</b>	<b>5,537,812.07</b>	<b>6,531,374.08</b>	<b>6,517,500.00</b>	<b>10,491,552.10</b>	<b>10,491,552.10</b>	<b>10,491,552.10</b>

**FUND 300 DEBT SERVICE**

ACCOUNT NUMBER / TITLE	ACTUAL 2019-20	ACTUAL 2020-21	ADOPTED 2021-22	PROPOSED 2022-23	APPROVED 2022-23	ADOPTED 2022-23
REQUIREMENTS.						
2520 FISCAL SERVICES						
389 NON INSTRUCTION PROF/TECH	0.15	0.13	20.00	20.00	20.00	20.00
5110 DEBT SERVICE						
SERIES 2013						
610 REDEMPTION OF PRINCIPAL	725,000.00	770,000.00	840,000.00	915,000.00	915,000.00	915,000.00
621 INTERST ON BONDS	364,212.50	234,250.00	77,400.00	36,000.00	36,000.00	36,000.00
SERIES 2013B						
610 REDEMPTION OF PRINCIPAL	0.00	0.00	0.00	1,330,000.00	1,330,000.00	1,330,000.00
621 INTERST ON BONDS	131,200.00	92,200.00	53,200.00	53,200.00	53,200.00	53,200.00
SERIES 2013C						
610 REDEMPTION OF PRINCIPAL	925,223.00	1,165,000.00	947,706.00	0.00	0.00	0.00
621 INTERST ON BONDS	159,777.00	0.00	297,294.00	0.00	0.00	0.00
SERIES 2016						
610 REDEMPTION OF PRINCIPAL	1,737,000.00	1,803,000.00	0.00	0.00	0.00	0.00
621 INTERST ON BONDS	50,976.00	25,963.20	0.00	0.00	0.00	0.00
SERIES 2019						
610 REDEMPTION OF PRINCIPAL	800,000.00	1,105,000.00	360,000.00	360,000.00	360,000.00	360,000.00
621 INTERST ON BONDS	453,821.90	785,702.16	764,983.40	757,834.00	757,834.00	757,834.00
SERIES 2021A						
610 REDEMPTION OF PRINCIPAL	0.00	135,000.00	0.00	0.00	0.00	0.00
621 INTERST ON BONDS	0.00	20,120.96	0.00	0.00	0.00	0.00



**FUND 300 DEBT SERVICE**

ACCOUNT NUMBER / TITLE	ACTUAL 2019-20	ACTUAL 2020-21	ADOPTED 2021-22	PROPOSED 2022-23	APPROVED 2022-23	ADOPTED 2022-23
SERIES 2021B						
610 REDEMPTION OF PRINCIPAL	0.00	0.00	265,000.00	905,000.00	905,000.00	905,000.00
621 INTERST ON BONDS	0.00	0.00	2,392,843.00	1,814,450.00	1,814,450.00	1,814,450.00
SERIES 2021C						
610 REDEMPTION OF PRINCIPAL	0.00	0.00	195,000.00	195,000.00	195,000.00	195,000.00
621 INTERST ON BONDS	0.00	0.00	64,445.00	63,919.00	63,919.00	63,919.00
PERS BOND						
610 REDEMPTION OF PRINCIPAL	0.00	0.00	0.00	2,235,000.00	2,235,000.00	2,235,000.00
621 INTERST ON BONDS	0.00	0.00	0.00	1,419,752.10	1,419,752.10	1,419,752.10
7000 UNAPROPRIATED ENDING FUND BALANCE						
800 RESERVE FOR NEXT YEAR	190,601.52	550,258.59	3,176,896.60	406,377.00	406,377.00	406,377.00
<b>FUND 300 DEBT SERVICE</b>	<b>5,537,812.07</b>	<b>6,686,495.04</b>	<b>9,434,788.00</b>	<b>10,491,552.10</b>	<b>10,491,552.10</b>	<b>10,491,552.10</b>

**FUND 400 CAPITAL PROJECTS**

ACCOUNT NUMBER / TITLE	ACTUAL 2019-20	ACTUAL 2020-21	ADOPTED 2021-22	PROPOSED 2022-23	APPROVED 2022-23	ADOPTED 2022-23
REVENUES:						
1510 INTEREST ON INVESTMENTS	20,695.41	62,482.14	242,000.00	240,000.00	240,000.00	240,000.00
1960 PRIOR YEAR EXPENDITURE	0.00	0.00	0.00	0.00	0.00	0.00
1990 MISCELLANEOUS	60,210.86	31,054.48	5,000.00	5,000.00	5,000.00	5,000.00
5110 BOND PROCEEDS	29,625,000.00	109,614,891.67	0.00	0.00	0.00	0.00
5150 LOAN RECIEPTS	3,629,573.00	0.00	0.00	0.00	0.00	0.00
5400 BEGINNING FUND BALANCE	749,873.11	3,942,290.34	109,921,650.00	96,000,000.00	96,000,000.00	96,000,000.00
<b>FUND 400 CAPITAL PROJECTS</b>	<b>34,085,352.38</b>	<b>113,650,718.63</b>	<b>110,168,650.00</b>	<b>96,245,000.00</b>	<b>96,245,000.00</b>	<b>96,245,000.00</b>

REQUIREMENTS:

4110 SERVICE AREA DIRECTION						
100 SALARIES	0.00	40,208.59	123,000.00	123,000.00	123,000.00	123,000.00
200 BENEFITS	0.00	17,111.03	52,000.00	52,000.00	52,000.00	52,000.00
300 SERVICES	52,606.25	123,462.00	2,000.00	1,000.00	1,000.00	1,000.00
400 SUPPLIES	0.00	824.77	1,000.00	1,000.00	1,000.00	1,000.00
600 FEES	0.00	433.00	1,000.00	1,000.00	1,000.00	1,000.00
4150 BULDING ACQUISITION						
100 SALARIES	0.00	0.00	0.00	0.00	0.00	0.00
200 BENEFITS	0.00	0.00	0.00	0.00	0.00	0.00
300 SERVICES	0.40	339,516.33	50,000.00	50,000.00	50,000.00	50,000.00
400 SUPPLIES	2,270.52	288.99	50,000.00	50,000.00	50,000.00	50,000.00
500 CAPITAL OUTLAY	0.00	3,452,171.80	100,427,000.00	86,504,350.00	86,504,350.00	86,504,350.00
600 FEES	0.00	2,146.18	0.00	0.00	0.00	0.00

**FUND 400 CAPITAL PROJECTS**

ACCOUNT NUMBER / TITLE	ACTUAL 2019-20	ACTUAL 2020-21	ADOPTED 2021-22	PROPOSED 2022-23	APPROVED 2022-23	ADOPTED 2022-23
REQUIREMENTS:						
4180 OTHER CAPITAL ITEMS						
100 SALARIES	0.00	0.00	0.00	0.00	0.00	0.00
200 BENEFITS	0.00	0.00	0.00	0.00	0.00	0.00
300 SERVICES	16,069.55	0.00	10,000.00	10,000.00	10,000.00	10,000.00
400 SUPPLIES	55,019.30	10,558.82	10,000.00	10,000.00	10,000.00	10,000.00
500 CAPITAL OUTLAY	356,295.97	231,052.13	9,442,650.00	9,442,650.00	9,442,650.00	9,442,650.00
600 FEES	269,882.00	118.00	0.00	0.00	0.00	0.00
5110 DEBT SERVICE						
600 FEES	0.00	0.00	0.00	0.00	0.00	0.00
7000 UNAPPROPRIATED ENDING FUND BALANCE						
820 RESERVED FOR NEXT YEAR	33,333,208.39	109,432,826.99	0.00	0.00	0.00	0.00
<b>FUND 400 CAPITAL PROJECTS</b>	<b>34,085,352.38</b>	<b>113,650,718.63</b>	<b>110,168,650.00</b>	<b>96,245,000.00</b>	<b>96,245,000.00</b>	<b>96,245,000.00</b>

**FUND 600 INTERNAL SERVICE FUNDS**

ACCOUNT NUMBER / TITLE	ACTUAL 2019-20	ACTUAL 2020-21	ADOPTED 2021-22	PROPOSED 2022-23	APPROVED 2022-23	ADOPTED 2022-23
REVENUES:						
1970 SERVICES PROVIDED OTHER FUNDS	77,534.73	26,644.00	32,000.00	26,300.00	26,300.00	26,300.00
1990 MISCELLANEOUS	334,002.20	95,682.71	175,000.00	175,000.00	175,000.00	175,000.00
5150 LOAN RECEIPTS	0.00	0.00	0.00	0.00	0.00	0.00
5200 TRANSFER IN	6,238.77	0.00	0.00	25,700.00	25,700.00	25,700.00
5400 BEGINNING FUND BALANCE	-468.20	-498.42	0.00	0.00	0.00	0.00
<b>FUND 600 INTERNAL SERVICE FUNDS</b>	<b>417,307.50</b>	<b>121,828.29</b>	<b>207,000.00</b>	<b>227,000.00</b>	<b>227,000.00</b>	<b>227,000.00</b>

REQUIREMENTS:

1111 ELEMENTARY INSTRUCTION	26,824.42	93,021.75	175,000.00	175,000.00	175,000.00	175,000.00
1132 HIGH SCHOOL EXTRACURRICULARINSTRUC	96.50	2,735.53	0.00	0.00	0.00	0.00
2240 STAFF DEVELOPMENT	0.00	1,000.00	0.00	0.00	0.00	0.00
2574 PRINTING PUBLISHING AND DUPLICATING SE	31,773.50	0.00	32,000.00	52,000.00	52,000.00	52,000.00
2649 OTHER STAFF SERVICES	0.00	0.00	0.00	0.00	0.00	0.00
5110 LONG TERM DEBT SERVICE	52,000.00	0.00	0.00	0.00	0.00	0.00
5200 TRANSFER OUT	307,111.50	0.00	0.00	0.00	0.00	0.00
7000 UNAPROPRIATED ENDING FUND BALANCE	-498.42	25,071.01	0.00	0.00	0.00	0.00
<b>FUND 600 INTERNAL SERVICE FUNDS</b>	<b>417,307.50</b>	<b>121,828.29</b>	<b>207,000.00</b>	<b>227,000.00</b>	<b>227,000.00</b>	<b>227,000.00</b>

**FUND 700 FIDUCIARY FUNDS**

ACCOUNT NUMBER / TITLE	ACTUAL 2019-20	ACTUAL 2020-21	ADOPTED 2021-22	PROPOSED 2022-23	APPROVED 2022-23	ADOPTED 2022-23
REVENUES:						
1510 INTEREST ON INVESTMENTS	16,664.01	6,342.07	4,000.00	4,120.00	4,120.00	4,120.00
1800 COMMUNITY SERVICES	2,803.79	2,210.33	2,000.00	2,000.00	2,000.00	2,000.00
1810 OTHER COMMUMINTY SERVICES	271,527.41	156,038.40	150,000.00	150,000.00	150,000.00	150,000.00
1920 CONTRIBUTIONS AND DONATIONS	1,074.01	3,186.11	1,000.00	1,000.00	1,000.00	1,000.00
1960 RECOVERY OF PRIOR YEAR"S EXPEDITURES	0.00	0.00	0.00	0.00	0.00	0.00
1990 MISCELLANEOUS	62,389.84	114,336.57	103,000.00	93,000.00	93,000.00	93,000.00
5200 INTERFUND TRANSFERS	66,578.39	223,107.81	137,481.49	127,481.49	127,481.49	127,481.49
5400 BEGINNING FUND BALANCE	776,428.79	768,718.31	871,500.00	910,500.00	910,500.00	910,500.00
<b>FUND 700 FIDUCIARY FUNDS</b>	<b>1,197,466.24</b>	<b>1,273,939.60</b>	<b>1,268,981.49</b>	<b>1,288,101.49</b>	<b>1,288,101.49</b>	<b>1,288,101.49</b>

**FUND 700 FIDUCIARY FUNDS**

ACCOUNT NUMBER / TITLE	ACTUAL 2019-20	ACTUAL 2020-21	ADOPTED 2021-22	PROPOSED 2022-23	APPROVED 2022-23	ADOPTED 2022-23
REQUIREMENTS:						
1111 ELEMENTARY INSTRUCTION						
400 SUPPLIES	0.00	0.00	0.00	0.00	0.00	0.00
1132 HIGH SCHOOL EXTRA CURRICULAR						
600 FEES	0.00	0.00	0.00	0.00	0.00	0.00
213X HEALTH SERVICES & NURSING						
100 SALARIES	105,141.44	110,924.98	111,688.78	115,748.77	115,748.77	115,748.77
200 BENEFITS	77,275.11	79,222.08	80,512.70	75,943.11	75,943.11	75,943.11
300 SERVICES	79,065.46	94,321.40	57,500.00	57,500.00	57,500.00	57,500.00
400 SUPPLIES	20,857.42	27,054.08	28,000.00	28,000.00	28,000.00	28,000.00
600 FEES	6,346.69	6,064.72	5,880.01	6,389.61	6,389.61	6,389.61
22XX SUPPORT SERVICES - INSTRUCTIONAL STAFF						
100 SALARIES	0.00	0.00	0.00	0.00	0.00	0.00
200 BENEFITS	0.00	0.00	0.00	0.00	0.00	0.00
300 SERVICES	0.00	0.00	0.00	0.00	0.00	0.00
400 SUPPLIES	0.00	0.00	0.00	0.00	0.00	0.00
2520 FISCAL SERVICES						
200 BENEFITS	129,561.56	0.00	0.00	0.00	0.00	0.00
300 SERVICES	0.25	0.25	758,600.00	777,720.00	777,720.00	777,720.00
254X PLANT & GROUNDS OPERATION						
300 SERVICES	0.00	0.00	0.00	0.00	0.00	0.00

**FUND 700 FIDUCIARY FUNDS**

ACCOUNT NUMBER / TITLE	ACTUAL 2019-20	ACTUAL 2020-21	ADOPTED 2021-22	PROPOSED 2022-23	APPROVED 2022-23	ADOPTED 2022-23
REQUIREMENTS:						
263X PRINT SHOP						
100 SALARIES	0.00	0.00	0.00	0.00	0.00	0.00
200 BENEFITS	0.00	0.00	0.00	0.00	0.00	0.00
300 SERVICES	0.00	0.00	0.00	0.00	0.00	0.00
400 SUPPLIES	0.00	0.00	0.00	0.00	0.00	0.00
500 CAPITAL OUTLAY	0.00	0.00	0.00	0.00	0.00	0.00
33XX DIRECTION OF COMMUNITY SERVICES						
100 SALARIES	0.00	0.00	0.00	0.00	0.00	0.00
200 BENEFITS	0.00	0.00	0.00	0.00	0.00	0.00
300 SERVICES	0.00	0.00	0.00	0.00	0.00	0.00
400 SUPPLIES	0.00	0.00	0.00	0.00	0.00	0.00
600 FEES	2,500.00	1,300.00	226,800.00	226,800.00	226,800.00	226,800.00
5200 TRANSFER OUT						
700 TRANFER	8,000.00	0.00	0.00	0.00	0.00	0.00
7700 ENDING FUND BALANCE						
800 RESERVED FOR NEXT YEAR	768,718.31	955,052.09	0.00	0.00	0.00	0.00
<b>FUND 700 FIDUCIARY FUNDS</b>	<b>1,197,466.24</b>	<b>1,273,939.60</b>	<b>1,268,981.49</b>	<b>1,288,101.49</b>	<b>1,288,101.49</b>	<b>1,288,101.49</b>

**BETHEL SCHOOL DISTRICT #52**  
DESCRIPTION OF FUNDS

**FUND**  
**Number**

**GENERAL FUND (100's)**

100	General Fund
101	Insurance Reserve
102	Textbook Adoption
103	Medicaid
104	Lane ESD Transit Funds
105	Bethel Life Skills
106	Bethel Print Shop Equipment
107	Technology
108	Land Acquisition
109	Maintenance
110	School Supply Carryover
111	Turf Field Replacement
112	Building Rental
113	Professional Development Committee (PDC) Licensed
114	Professional Development Classified
115	PERS reserve Fund

**GRANTS FUNDS (200's)**

202	Elementary and Secondary School Emergency Relief Fund #3 - Emergency relief funds provided through the CARES act to address the COVID-19 impact.
208	Fresh Fruits & Vegetables Program (FFVP) -- Provides children with free fresh fruits and vegetables as a snack during the school day.
210	Safe Routes to School -- Improve students safety and health by providing a safer way to school, more activity, and reduce local traffic in school areas and neighborhoods.
211	Perkins Career Technical Education -- Provides high school students with technical training and work experience to prepare for entry-level positions in their chosen careers thru Lane ESD.
213	Family Resource Center -- Housed at Fairfield Elementary Annex and funded thru United Way.
215	Elementary and Secondary School Emergency Relief Fund #2 - Emergency relief funds provided through the CARES act to address the COVID-19 impact.
216	Extended Assessment Development -- To support the the development of Oregon's current Extended Assessments thru ODE.
220	Individuals with Disabilities Education Act (IDEA Part B, Section 611) -- Supplemental services for students with disabilities thru ODE.
221	Bureau of Land Management
222	Army Corps of Engineers -- Natural resource management education and training near Fern Ridge Lake.
223	MTSS LEA Coaches -- Provides support for work of an LEA implementation/instructional coach thru ODE.
227	Indian Education Grant -- Address educational and culturally related academic needs of Indian Students.
228	Title IV-A - Student Support and Academic Enrichment -- To support well-rounded educational opportunities thru ODE.
230	IDEA Part B, Section 619 -- Preschool section of IDEA provides special education services for children ages 3 through 5.
231	Title III - English Language Acquisition -- Implementation of English language proficiency standards.
235	Title II-A - Teacher Quality -- Purpose of program is to increase academic achievement by improving teacher and principal quality.
236	Title II-A Carryover - Teacher Quality -- Purpose of program is to increase academic achievement by improving teacher and principal quality.
237	Title IA -- Provides assistance with programs designed to meet the needs of economically, educationally deprived students.
251	Student Investment Account
252	High School Success -- Funds dropout prevention and college readiness programs in high schools.
253	School Based Health Center through Oregon Health Authority.
254	Kids in Transition to School (KITS) thru United Way -- Supports literacy, self-regulation and social skills just prior to kindergarten.
255	Career Pathways -- Career and Technical Education thru ODE.
256	SPLASH ( Stormwater Pollution Learn & Share) thru the City of Eugene.
257	Summer High School Academic Support
258	Summer K-8 Enrichment
259	Bethel Education Foundation (BEF) --- An independent, 501(c)(3) non-profit corporation that was organized in August 2009 to support Bethel schools.
261	Preschool Promise thru ODE
262	Youth Transition Program -- To create systems changes in the way that transition services are provided to students with disabilities. The target group of students are those who can transition into competitive employment without the need for ongoing support services.
264	Pink Prom
265	Oregon Community Foundation (OCF) -- A community philanthropy program funding Music Counts!
266	Oregon Battle of the Books (OBOB)
267	Farm to School Education Grant -- Support food, agriculture and garden based educational activities at Kalapuya HS thru ODE.
268	Drivers Education -- These are pass through funds for our drivers education program, students pay fees to cover the cost of the contracted service.
271	Career and Technical Education Revitalization



**BETHEL SCHOOL DISTRICT #52**  
**DESCRIPTION OF FUNDS**

**FUND**  
**Number**

<b>272</b>	Infant Toddler Center --- Child & Adult Care Food Program in addition to child care subsidies for teen parents.
<b>273</b>	Energy & Conservation thru the City of Eugene.
<b>274</b>	Middle School Track Program
<b>275</b>	Coordinated Approach To Child Health (CATCH) -- Program provides students with the knowledge and skills to lead healthy lives thru Lane County.
<b>276</b>	E-rate
<b>278</b>	Construction Excise Tax (CET) -- City and county taxes from new residential and non-residential development.
<b>279</b>	Student Body Funds
<b>280</b>	Outdoor School - Measure 99 -- Outdoor school programming for 5th and 6th grade students.
<b>282</b>	Oregon Youth Conservation Corps - Community Stewardship Corps -- Youth learn employment and leadership skills while learning work ethic and environmental knowledge through integrated classroom and field-based learning projects.
<b>286</b>	Eugene Water & Electric Board (EWEB) -- Educational support in lieu of taxes, activities are related to water and energy education for K-12.
<b>287</b>	Butera Homeless Donations -- Local donations for homeless students in the Bethel District
<b>289</b>	Cascade Middle School Band fund --- Donations for musical instruments
<b>290</b>	Miscellaneous Small Grants
<b>293</b>	Balance Fund
<b>297</b>	Bethel Farm
<b>298</b>	Bus Replacement Fund
<b>299</b>	Nutrition Services
<b>300</b>	<b><u>DEBT SERVICE FUND (300)</u></b>
	This fund is used to account for the accumulation of resources for and the payment of, bonded debt principal and interest.
	Property taxes are the major revenue source.
	<b><u>CAPITAL PROJECTS FUND (400's)</u></b>
<b>402</b>	This fund is for capital construction projects and related costs. The funds for these projects are provided by the sale of bonds. In November 2020, Bethel taxpayers overwhelmingly passed (65.78%) Ballot Measure 20-314 authorizing the issuance of \$99.3 million in general obligation bonds to finance capital construction and repairs at District facilities and to pay for the issuance of the bonds. The funds from the bond will be used to rebuild Cascade Middle School, build a Career-Technical Center at Willamette High School, build additional classrooms at Kalapuya High School, and address numerous upgrades and improvements throughout the district. Some of the specific improvement projects include new computers and textbooks, enhanced security systems, repairs to roofs and siding, improved heating and ventilation systems, covered outdoor play areas at most elementary schools, as well as other smaller projects.
	<b><u>INTERNAL SERVICES FUNDS (600's)</u></b>
<b>605</b>	Copier Replacement Fund
<b>606</b>	Billed to Others Fund
	<b><u>FIDUCIARY FUNDS (700's)</u></b>
<b>707</b>	Student Based Health Center --- Offers health care for all current students and children living within district boundaries, children of Bethel students, Bethel Head Start students and Bethel School District Staff.
<b>730</b>	Teacher Insurance Reserve -- Through the collective bargaining agreement, the difference between district insurance cap and insurance premium placed in a reserve account to offset future insurance rate increases.
<b>740</b>	Classified Insurance Reserve -- Through collective bargaining agreement, the difference between district insurance cap and insurance premium placed in a reserve account to offset future insurance rate increases.
<b>750</b>	WHS Vince McGovern Scholarship

\*\*\* This page intentionally left blank \*\*\*