



ATTALLA CITY

SCHOOL SYSTEM SNAPSHOT: 2024 EDITION*

101 Case Avenue | Attalla, AL 35954 | (256) 459-7017

Superintendent

Jeff Colegrove

Board Members

Gary Huff, Deborah Dixon, Jeff Bush, Joey Nance, Allen Snow

\$1,121,693
Cost of One Month's
Operation/General Fund

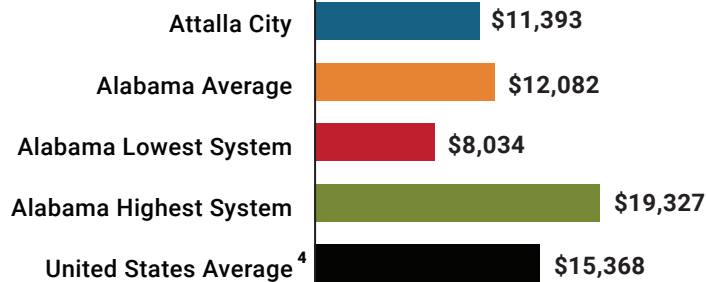
2.04
Number of Months
Reserve Balance

By the Numbers

	Schools ¹	3
	Students/ADM ²	1,449
	Free & Reduced Lunch	66%
	Community Eligibility Program	48%
	Number of Route Buses ³	12
	Buses 10 yrs. old or less.....	75%
	Students Bused.....	530
	Full-Time Employees	191
	Teachers.....	94
	Principals/ Assistant Principals.....	6
	Counselors.....	4
	Librarians.....	3
	Other Certified Employees.....	7
	Support Personnel.....	77

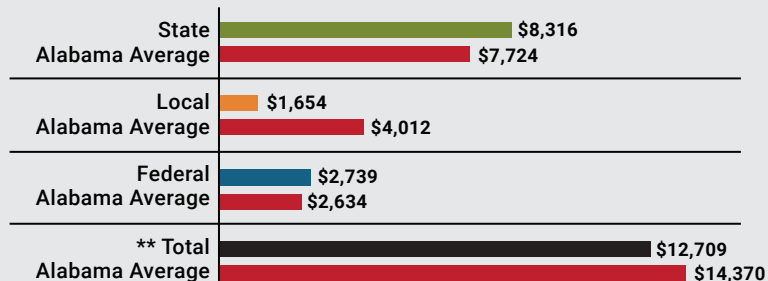
¹ Schools with enrollment, including Alternative and Career Technical Education
² Average Daily Membership (includes virtual students)
³ Data collected in 2022 and used for FY24 funding
⁴ 2022-2023 NEA Rankings of the States

Total Per-Pupil Expenditures (PPE)



Per-Pupil Revenue Sources

Attalla City Revenue Sources



**Total Revenue Among 138 School Systems



54
STATE
RANK

133
LOCAL
RANK

73
FEDERAL
RANK

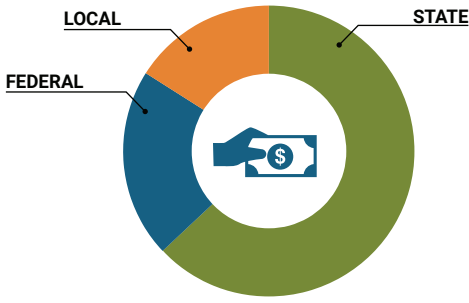
OVERALL SYSTEM RANK 121

LEAs with a substantial increase in reported ADM may show lower rankings since additional revenues reflecting those increases in ADM are not received until the following fiscal year.

* THIS REPORT INCLUDES FISCAL YEAR 2022 DATA

School System Revenue

How was your school system funded?¹



\$12,049,402	STATE	63%
\$3,968,882	FEDERAL	21%
\$3,026,516	LOCAL	16%
<u>\$464,990</u>	Local 10-Mill Match	
\$2,561,526	AVAILABLE LOCAL REVENUE	

VALUE OF 1-MILL For Your School System

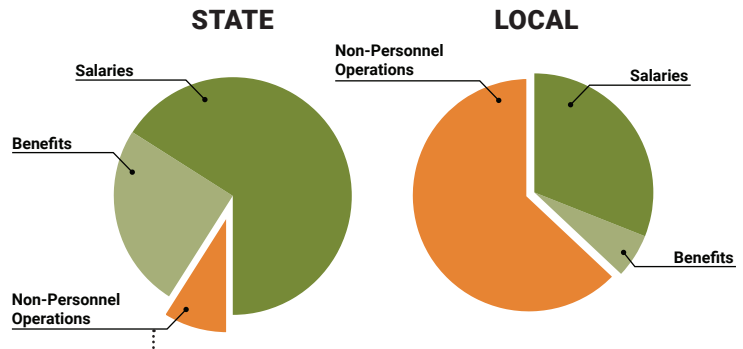


School System Spending

How did your school system spend state & local dollars?¹

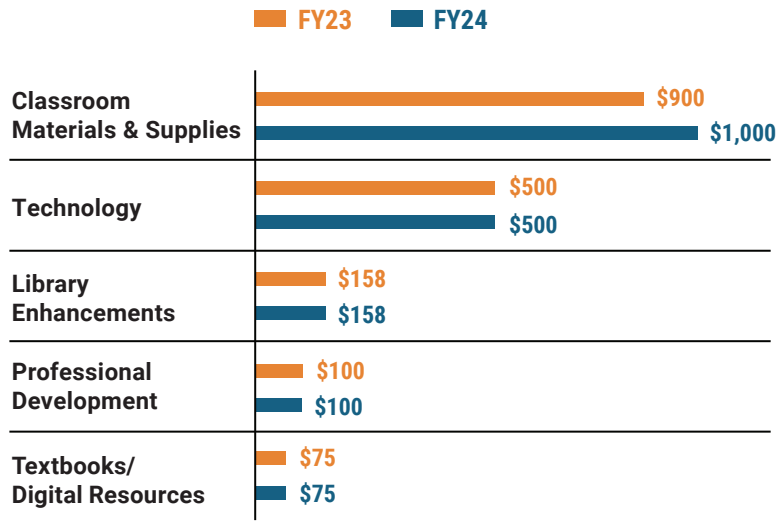
	STATE SPENDING ^{2,3}	LOCAL SPENDING ²
Salaries	\$7,668,755	\$573,778
Benefits	\$2,866,809	\$109,600
Non-Personnel Operations	\$1,017,453	\$1,176,437
TOTAL	\$11,553,018	\$1,859,815

¹ Revenues and expenditures may contain nominal variances due to rounding
² Does not include debt service or capital outlay
³ Includes 10-mill match
⁴ Such as utilities, operations & maintenance, etc.



Only 9% of state funding is available for non-personnel expenditures⁴

Instructional Support



Educational Advancement & Technology Fund⁵



⁵ These one-time supplemental funds may be used for repairs and deferred maintenance, capital outlay, classroom instructional supplies, insurance for facilities, transportation, technology and school safety. For FY23, there was no EAT allocation for school systems.

System Debt

TOTAL DEBT⁶	DEBT PER STUDENT
\$11,655,339	\$8,044

⁶ The debt totals in system audit reports may differ due to audit adjustments.



Sally Smith, J.D.
Executive Director

Tracey A. Meyer
Governmental Relations Coordinator

43 South Jackson Street
Montgomery, Alabama 36104

1-800-562-0601 | AlabamaSchoolBoards.org

@AlaSchoolBoards Facebook.com/AlabamaSchoolBoards