

Allegiance STEAM Academy - Thrive

LCAP MidYear Update

February 5, 2024

This report serves as the Mid-year Annual LCAP Update for Allegiance STEAM Academy Charter Schools and fulfills the requirement for presenting an update to our Local Control and Accountability Plan (LCAP) to our Board of Directors by February 28th, 2024. This document comprehensively details our progress towards achieving the goals outlined in our LCAPs for the 2023-2024 school year.

Within this report, you will find comprehensive updates on the following key areas:

Implementation of Actions: We take this opportunity to report on the status and progress of the specific actions outlined in our LCAP. This helps ensure transparency and accountability around our ongoing educational initiatives and their alignment with our overarching goals.

Expenditures and Resource Utilization: A detailed overview of our expenditures to date is provided, compared to the amount initially budgeted. This allows stakeholders to assess how efficiently we are utilizing resources and make informed decisions about future allocations.

Measurable Outcomes and Continuous Improvement: Reporting on the measurable outcomes identified in our LCAP is central to this mid-year update. We present all available data on these outcomes, demonstrating our commitment to continuous improvement and maximizing student success.

By delving into these critical areas, this report sheds light on our efforts to translate our vision into meaningful action, optimize resource utilization, and ultimately, drive positive outcomes for our students across both of our schools. We invite you to explore the following pages for a deeper understanding of our current progress and ongoing commitment to delivering a transformative education for every student.



LCAP Goal 1

All students will experience a rigorous STEAM-aligned, standards-based curriculum delivered by highly qualified staff that will lead to demonstrated growth as measured by site, state, and federal assessments.



Every spring, students in grades 3-8 and 11 across the state take standardized assessments in Mathematics and English Language Arts. Students in fifth, eighth and high school also take assessments in Science. Scores are sorted into four levels of achievement:

- Standard Exceeded (Level 4)
- Standard Met (Level 3)
- Standard Nearly Met (Level 2), and
- Standard Not Met (Level 1).

ASA Fontana CAASPP Results - Spring 2023

Figure 30 shows CAASPP achievement in ELA and Math from Spring 2023 for current ASA Fontana students. ASA Fontana’s incoming 4th-8th grade students (testing grades 3-7) for whom scores are available demonstrated proficiency approximately 11% below the state average in both ELA and math. **Note that the administration of the CAASPP - Spring 2023 occurred at our students’ prior school, not ASA Fontana.**

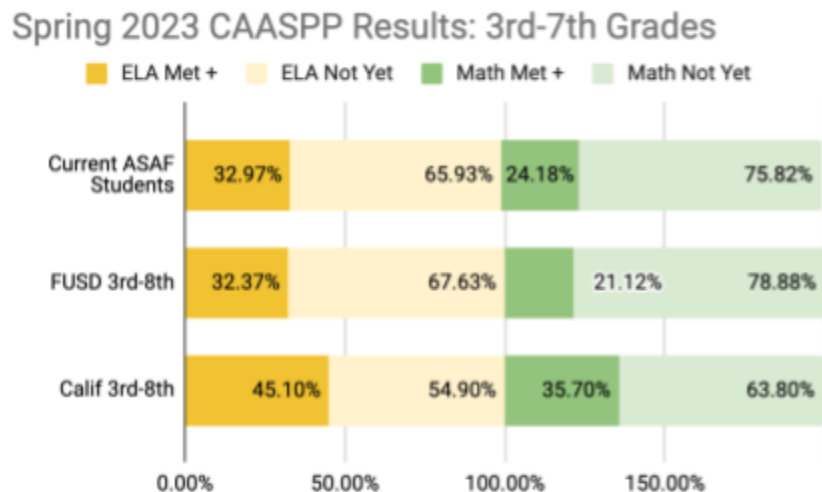


Figure 30: Spring 2023 CAASPP Results 3rd-7th Testing Grades of Current 4th-8th Grades ASAF students; Comparison to 3rd-8th Grades California
 ASA 3rd-8th: ELA & Math: n=91



NWEA MAP Growth tests in math and reading give insight to what students know and are able to do in real time. At Allegiance, students take MAP tests in Reading and Mathematics three times a year. Figures that follow show Achievement (who with a ribbon icon) or Growth (show with a graph icon) percentile scores.



Achievement results show what a student scored on a single test event.



Growth scores taken within and across years can be compared over time.

NWEA's norming studies allow student scores to be expressed in **percentiles**, of which NWEA groups into quintiles, five bands each representing 20 percentile points (see Figure 7). A student's percentile rank indicates that the student scored as well as, or better than, the percent of students in the norm group. For example, a student scoring at the 35th percentile scored as well as, or better than, 35 percent of students in the norm group.

ASA Fontana MAP Results - Midyear: Winter

The figures that follow show MAP results for ASA Fontana in Math and Reading for mid year term (Winter 2023), as well as Fall to Winter comparison for 3rd-8th grade students as a whole. Results for Math and Reading are then disaggregated by historically underserved subgroups.

Note that English Learner subgroup data is not shown to protect student privacy due to the number of ELs in grades 3-8 being less than 11.

In alignment with last Spring's CAASPP scores, achievement in Reading is stronger than Math (Figure 31). About half of students made average or above growth from Fall to Winter in both content areas (Figure 32).

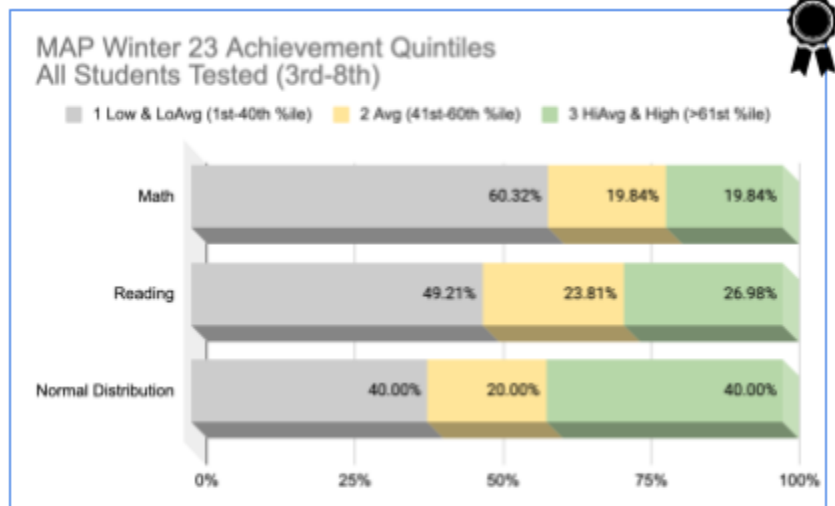


Figure 31: MAP Winter 2023 Achievement Quintiles in Reading and Math. Normal distribution shown for comparison. Math n=126, Reading n=126

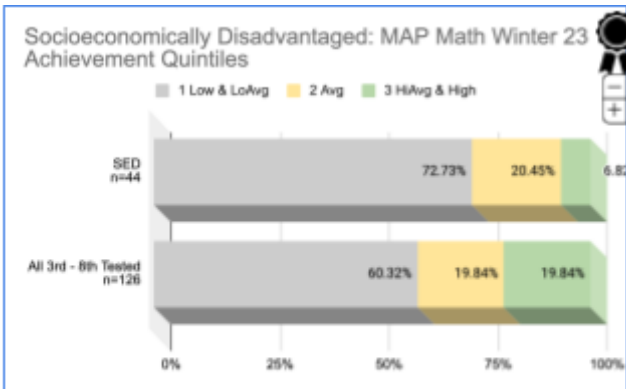


Figure 33: MAP Math Winter 2023 Achievement Quintiles, Socioeconomically Disadvantaged. Schoolwide results shown for comparison.

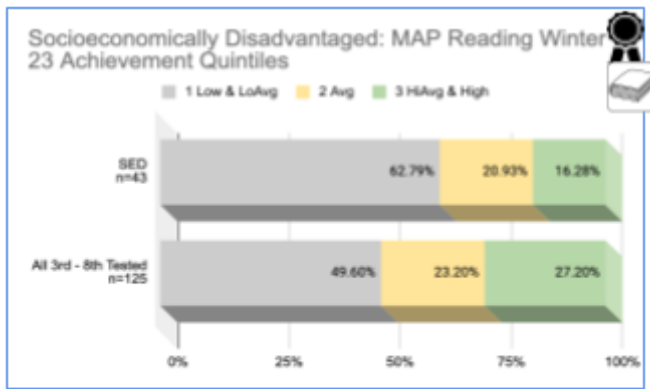


Figure 34: MAP Reading Winter 2023 Achievement Quintiles, Socioeconomically Disadvantaged. Schoolwide results shown for comparison.

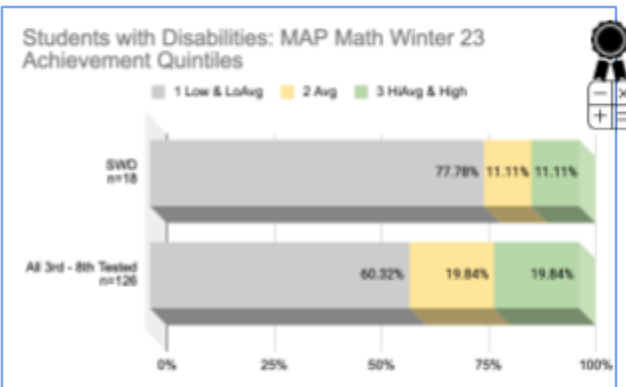


Figure 35: MAP Math Winter 2023 Achievement Quintiles, Students with Disabilities. Schoolwide results shown for comparison.



Figure 36: MAP Reading Winter 2023 Achievement Quintiles, Students with Disabilities. Schoolwide results shown for comparison.

Students from socioeconomically disadvantaged backgrounds achieved scores closer to the school average than students with disabilities in both math and reading (Figures 33-36).




Figure 37: MAP Math Winter 2023 Achievement Quintiles, Race/Ethnicity. Schoolwide results shown for comparison.

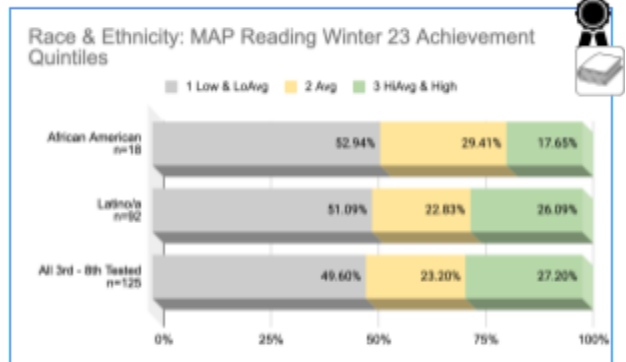


Figure 38: MAP Reading Winter 2023 Achievement Quintiles, Race/Ethnicity. Schoolwide results shown for comparison.



The achievement for African American and Latino/a students is more closely representative of the group as a whole.

LCAP Goal 2

Allegiance STEAM Academy Thrive will provide stakeholders access to real time relevant information regarding school operations, finances, governance and student learning.

Coffee, Conversations, and Connections

Aptly named Coffee, Conversations, and Connections, this event provides a valuable opportunity for parents, guardians, and school administrators to come together, share updates, ask questions, and foster a strong community for our students.

Praise	🗨️ Concerns/Requests 🗨️
<ul style="list-style-type: none"> - Teachers concern and care for students - Academic Program - Recognition of Students (Trimester Awards) 	<ul style="list-style-type: none"> - Meal Program - insufficiency of food - Recess Supervision - adequacy of staff - Co-location Challenges - shared space - Communication - inconsistency in communicating updates

PowerSchool Parent Portal

The PowerSchool Parent Portal is our online portal accessible anywhere on the web that parents and guardians can see their children's grades, assignments, scores, and attendance.

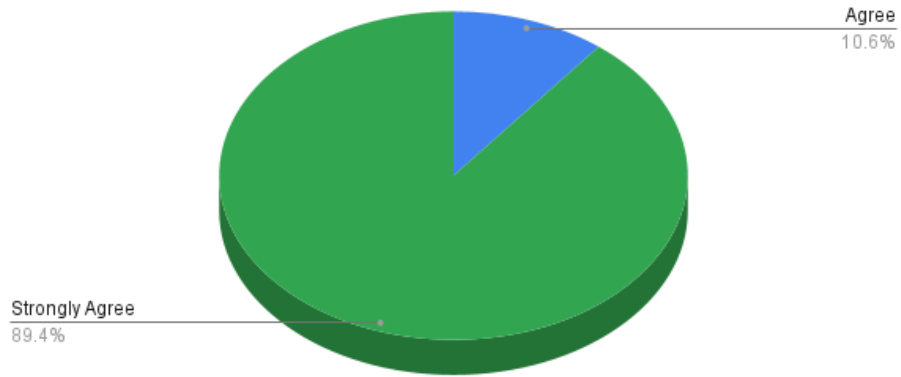
Parent/Student Mobile App Stats	
Total sign ins by parents:	3,797
Total sign ins by students:	73
Total sign ins by parents and students combined:	3,870
Number of students whose records were accessed:	66 / 228 (28.95%)
Avg. number of parent sign ins per day:	21.95
Avg. number of student sign ins per day:	0.42
Avg. number of parent and student sign ins per day combined:	22.37
Parent/Student Web Portal Stats	
Total sign ins by parents:	851
Total sign ins by students:	682
Total sign ins by parents and students combined:	1533
Number of students whose records were accessed:	118 / 251 (47.0%)
Avg. length of parent visit (minutes):	6.6
Avg. length of student visit (minutes):	15.0
Avg. number of parent sign ins per day:	4.9
Avg. number of student sign ins per day:	3.9
Avg. number of parent and student sign ins per day combined:	8.8
Progress Reports Emailed to Parents	
Number of parents signed up to receive progress reports via email:	3 (4%)

Students whose records were accessed
 Mobile: 66 (28.95%)
 Web Portal: 118 (47.0%)

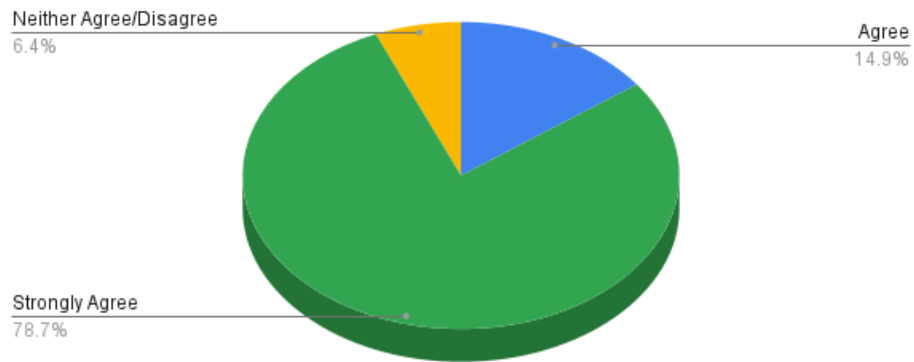


September, 2023: Triad Conferences Survey - Feedback

I am able to speak with my child's teacher(s) when needed.



ASA keeps the community updated on school-related topics, including finances, operations, governance and learning.

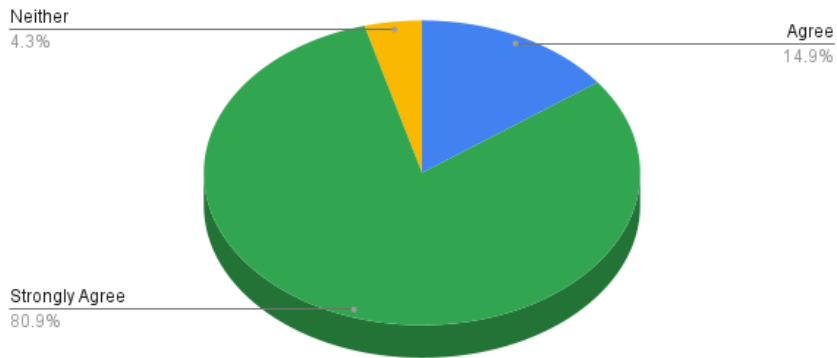




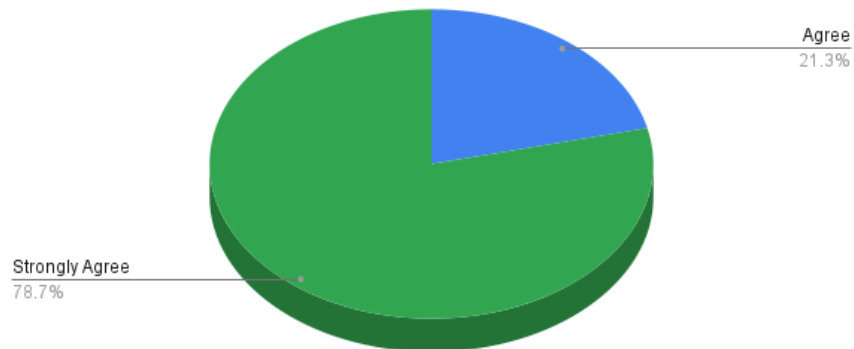
LCAP Goal 3

Allegiance STEAM Academy Thrive will provide a school environment which fosters physical and emotional security and focuses the school climate on creating opportunities for students to take risks to gain the skills required in the STEAM fields.




My child is seen as an integral member of the ASA community.



ASA provided a safe place for my child to learn.








Student Retention		
		
93.48%*	97.19%	96.47%

*ASA Fontana has increased its enrollment from 158 students on August 14, 2023 to 230 at the end of January, 2024.

Disenrollment (Reasons stated on Exit Survey)			
			
Moving	3	10	13
Distance	7	2	9
Unhappy	5	15	20

Disenrollment (Counts)		
		
6.52%	2.81%	3.53%
15	27	42
Disenrollment (Unhappy)		
5	15	20
2.17%	1.04%	1.26%



Thriving School Culture

Allegiance STEAM Academy - Thrive will continue to strengthen the conditions for a thriving school culture. Several key initiatives include:

- **Employee Evaluation:** Strengthening the employee evaluation's alignment to organizational values, including Partnering with Families
- **Soliciting Feedback:** Soliciting regular student, parent, staff feedback that is actionable and responsive to community needs
- **Training and Support:** Providing real-time training and support to employees to provide a safe and nurturing environment that encourages growth and risk-taking



Action #	Title	Description	Expenditures	Update
1.1	<p>Staff Retention A comprehensive hiring process that results in highly-qualified educators prepared to meet the rigorous expectations placed on them at ASA Thrive.</p>	Staff will prioritize attracting and retaining highly-qualified teachers and staff by offering competitive compensation and benefits and thoroughly vetting applicants.	<p>Budget \$1,920,593.00</p> <p>Expenditures \$843,702.00</p>	<ul style="list-style-type: none"> • Compensation matches the average of our surrounding public schools • 80% new hires credentialed for their assignments • Classified Employee Grant • Ed Assistance Program
1.2	<p>Instructional Materials Evidence-based instructional materials to provide STEAM-aligned and Standards based teaching and learning to all students.</p>	Staff will recommend and procure evidence-based instructional materials that align to the ASA charter and programs with an emphasis on challenging students who are performing at and above grade level.	<p>Budget \$247,554.00</p> <p>Expenditures \$205,256.00</p>	<ul style="list-style-type: none"> • 100% of students have access to digital and/or hardcopy instructional materials • Honors Distinction offered in Middle School
1.3	<p>Intervention Interventionists and ELD Instructor(s) provide targeted intervention to students not meeting grade level benchmarks and those having experienced significant disruption to learning in the 2020-21 school year.</p>	ASA Fontana will provide targeted intensive interventions for English Learners, Foster Youth, Low Income, and students performing below grade level.	<p>Budget \$36,244.00</p> <p>Expenditures</p>	<ul style="list-style-type: none"> • Let's Go Learn-adaptive assessment and personalized instruction • EL Assessments administered



Action #	Title	Description	Expenditures	Update
1.4	Professional Development Professional Development opportunities: - STEAM: All teachers provide rigorous and interdisciplinary STEAM experiences through the Engineering Design Process. - Instructional Materials: All teachers implement adopted instructional materials to fidelity.	Staff will participate in Professional Development designed to further the implementation of ASA Fontana's rigorous STEAM-aligned model, including Engineering Design Process, Understanding by Design, and Instructional Technology. Professional development, tailored specifically to enrichment programs such as Music, is also included.	Budget \$7,581.00 Expenditures \$17,200.00	<ul style="list-style-type: none"> Strategic Thinking in Mathematics STEAM SEL Professional Development Instructional Leadership

LCAP Goal 2

Allegiance STEAM Academy Thrive will provide stakeholders access to real time relevant information regarding school operations, finances, governance and student learning.

Action #	Title	Description	Expenditures	Updates
2.1	Survey Data Provide intuitive surveys that lead to direct and observable actions for stakeholders.	Provide intuitive surveys that lead to direct and observable actions for stakeholders.	Budget \$1,000.00 Expenditures	<ul style="list-style-type: none"> Parent Survey administered in September Staff Interviews administered in October Student Focus Group in January



Action #	Title	Description	Expenditures	Updates
2.2	School Site Council Hold School Site Council Meetings in order to inform proposed expenditures of funds allocated through the Consolidated Application.	Hold School Site Council Meetings six times in the school year in order to inform proposed expenditures allocated through the Consolidated Application as well as to solicit input.	Budget \$1,600.00 Expenditures	<ul style="list-style-type: none"> Scheduled to start in 204-25
2.3	Parent Portal Provide parents access to real-time attendance and performance data through Student Information System.	Provide parents access to real-time attendance and performance data through Student Information System and inform parents six times in the school year to access the Parent Portal.	Budget \$8,316.00 Expenditures \$8,000.00	<ul style="list-style-type: none"> Nearly 50% of Parent/Guardians utilizing Parent Portal
2.4	Parent Events Schedule monthly parent events to update stakeholders and showcase student learning and achievement.	Schedule in person monthly parent events to provide updates and showcase student learning and achievement.	Budget \$1,500.00 Expenditures \$900.00	<ul style="list-style-type: none"> Monthly Coffees STEAM SEL Family Events

LCAP Goal 3

Allegiance STEAM Academy Thrive will provide a school environment which fosters physical and emotional security and focuses the school climate on creating opportunities for students to take risks to gain the skills required in the STEAM fields.

Action #	Title	Description	Expenditures	Updates
3.1	Attendance Notification	Implement an attendance notification practice including home contact, excessive absences/tardies, and ARB process	Budget \$73,702.00 Expenditures \$18,900.00	<ul style="list-style-type: none"> Daily Attendance Notifications Excessive Absences Notifications



3.2	SchoolClimate Survey-Students	Conduct a Fall and Spring School Climate Survey for students	Budget \$1,000.00 Expenditures	<ul style="list-style-type: none"> • Student Focus Group in January
3.3	Mental Health and Social Emotional Learning Support	Provide school-wide and targeted mental health and social emotional learning support for students aligned to the American School Counselor Association's National Model.	Budget \$476,561.000 Expenditures \$29,886.36	<ul style="list-style-type: none"> • Weekly Classroom lessons • Daily Howling Circles •
3.4	Basic Services	Provide adequate instructional materials, including web-enabled devices for students.	Budget \$110,728.00 Expenditures \$97,132	<ul style="list-style-type: none"> • 1:1 Devices for all Students