

How It Works: Tutor.com Classroom

Connecting with expert tutors for on-demand, 1:1 help

The expert tutors at Tutor.com can help you work through a tough homework problem, improve your writing skills, study for a test, review a difficult concept and so much more!

Get Started

1. Click the Tutor.com icon in Clever.
2. Create an account or sign in to your Tutor.com account.
3. Click on "GET A TUTOR NOW" to get connected for your on-demand, 1:1 learning session.

01

The Princeton Review
tutor.com

Connect with a tutor now

Submit a paper for review



Get the right tutor

Fill in the quick pre-session questionnaire. Using this information, we will match you with the first available tutor best qualified to assist you.

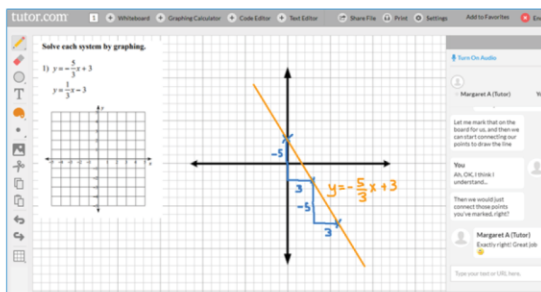
02

A screenshot of the Tutor.com questionnaire form. The title is 'What do you need help with today?'. Below the title, there is a language selector set to 'English'. The form asks the user to 'Please take a moment to review our honor code.' There are two dropdown menus: 'Topic' (set to 'Math') and 'Subject' (set to 'Calculus'). Below these is a text input field for 'Enter your question' with the placeholder 'Type your question here.' There is an 'Attach a File' button and a green 'CONNECT NOW' button.

Communicate

You can use our chat box or an audio connection to either instant message or speak with your tutor once in the online classroom. You and the tutor may also use the interactive whiteboard to share work and ideas. All activity in the classroom is recorded for review and quality control.

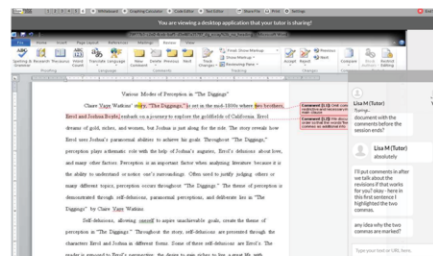
03



Share a file

You can share many types of files with your tutor in the classroom. Upload an essay, your lab report, a PowerPoint presentation and more. You and your tutor will be able to view the file together in the classroom.

04



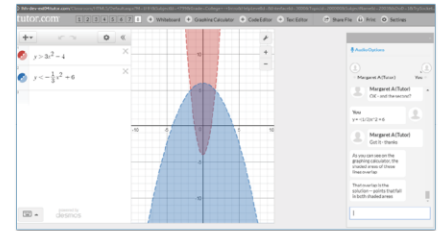
Click the Tutor.com icon in Clever.

tutor.com™
A Service of The Princeton Review®

05

Use special tools

The classroom includes a graphing calculator, text editor and code editor when working on subject material that may require these special tools. Open these tools using the buttons above the whiteboard.



Please answer this survey.

Rate & Review Your Session

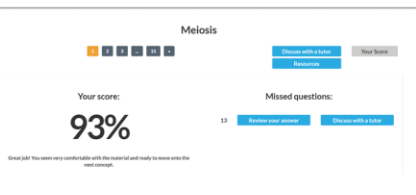
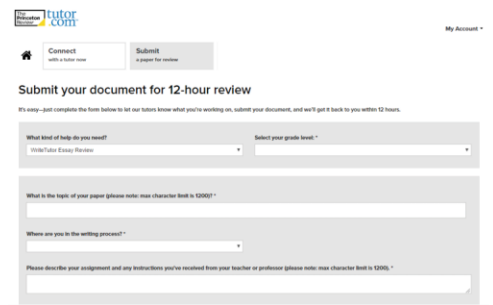
After each session, be sure to let us know how we did. Complete the survey and share your comments. Then, you'll have the option to play a video of your session, and email or print the chat log and whiteboards.

06

07

Submit your paper

Our drop-off review service allows you to get expert help from a tutor without having to connect for a real-time session. Drop off your writing assignment and get detailed feedback and explanations within 12 hours. Retrieve your tutor's review under "My Sessions."



Practice for a test

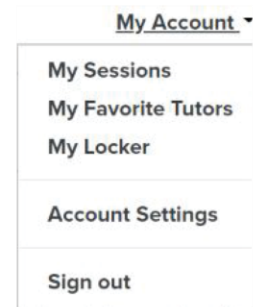
Use our practice quizzes to assess your level of knowledge and practice for upcoming tests or quizzes in math, science and English. Take a quiz, review your results and connect with a tutor to discuss any missed questions.

08

09

Use "My Account"

- Review previous sessions and retrieve drop-off reviews from "My Sessions." Be sure to tag your favorite tutors when reviewing your sessions.
- Reconnect with your favorite tutors or see when they are next scheduled from "My Favorite Tutors."
- Access files you have saved or files you have shared with your tutors in session from "My Locker."



Click the Tutor.com icon in Clever.

The Princeton Review is not affiliated with Princeton University. | LIB_HIW_Guide_2019

tutor.com™
A Service of The Princeton Review