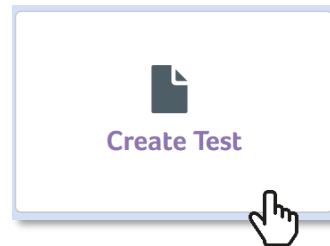


iO Assessment 101 – Creating Item Bank Tests (Basic)

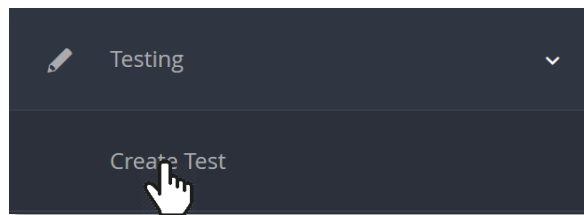
This tutorial will help you build a test using whichever item bank(s) your district has purchased. You can also add the items/questions YOU created yourself by choosing your respective district's item bank.

Click this **tile**



OR

Go to **Testing > Create Test**



Choose a category for your test. It's just a label for filtering later.

Default Test Category:

District Benchmark Site Test Teacher Test



Choose the Standard Set.

Default Standard Set:

Common Core State Standards

Common Core State Standards

Next Generation Science Standards (2013)

California Career-Tech-Ed Standards (2013)

California Functional Standards

California 1997 Standards

No Standard Addressed



Choose the grade level.

Default Target Test Level:

Kindergarten
Kindergarten
1st Grade
2nd Grade
3rd Grade

For Test Name, notice the suggested name that appears based on your initials and what you selected above. You will still need to append a description (just click within the brackets to do so).

Test Name:*

PW CCSS ELA 02 [your description here]

Add a Short Name because long names don't fit on reports. Often you can simply cut and paste your test name here.

Short Name: (30 characters or less)*

PW CCSS ELA 02 Citing Evidence

Read these choices carefully. The default is "Online Only" so you can see all the item types your Item Bank offers.

Test Format (does not apply to Test Keys):

- Online and Print (excludes technology enhanced items, i.e. drag and drop, ordering, graphing, table matching)
- Online Only (includes every item type)
- Print Only (excludes technology enhanced items, i.e. drag and drop, ordering, graphing, table matching)

Choose the first one:

Create Test From Item Bank

Create Test Key

You are now in Step 1, which is Adding Items to your test. Select your Item Bank, select the Standard, then click Show Items/Questions:

▼ Filters

Item Bank: Inspect Item Bank	Standard Set: Common Core State Stand	Content Area: CCSS ELA
Item Level: 2nd Grade	Group: Any	Standard: LA.2.RL.2.1
Item Type: Any	Passage: Any	Depth of Knowledge: Any

▶ Advanced Options

Show Items / Questions

You can click **Preview Print** and **Preview Online** to see how students will experience the question. You can click and view the passage associated with the question (**My Favorite Food**, in this example), if applicable. The correct answer is highlighted in green. Note all the standards below that this question addresses.

Click the **little box** to the left of the question to select it.

[Preview Print](#) [Preview Online](#) [Report a problem with this item](#)

Item Type: Multiple Choice (MC)
DOK: 1. Recall & Reproduction

Media Type: Print And Other
Item Bank: Inspect Item Bank
Item ID: 18142261 (8/25/2016)
Vendor ID: 661546

Passage: [My Favorite Food](#)

[Show Instructions](#)

What do you find out from the beginning of the "My Favorite Food"?

- A You have to wash strawberries before you can turn them into jelly.
- B The person telling the story started making sandwiches when they were four years old.
- C The person telling the story loves eating peanut butter and jelly sandwiches.
- D The person telling the story has friends who also like peanut butter and jelly sandwiches.

[Show Rationale](#)

18142261 661546

Grade: 2nd Grade >> Reading >> Foundational Skills >> LA.2.RF.2.4.a
Read on-level text with purpose and understanding.

Grade: 2nd Grade >> Reading >> Foundational Skills >> LA.2.RF.2.4.b
Read on-level text orally with accuracy, appropriate rate, and expression on successive readings.

Grade: 2nd Grade >> Reading >> Foundational Skills >> LA.2.RF.2.4.c
Use context to confirm or self-correct word recognition and understanding, rereading as necessary.

Grade: 2nd Grade >> Reading >> Presentation of Knowledge and Ideas >> LA.2.RL.2.1
Ask and answer such questions as who, what, where, when, why, and how to demonstrate understanding of key details in a text.

Grade: 2nd Grade >> Reading >> Presentation of Knowledge and Ideas >> LA.2.RL.2.5
Describe the overall structure of a story, including describing how the beginning introduces the story and the ending concludes the action.

Grade: 2nd Grade >> Reading >> Presentation of Knowledge and Ideas >> LA.2.RL.2.10
By the end of the year, read and comprehend literature, including stories and poetry, in the grades 2–3 text complexity band proficiently, with scaffolding as needed at the high end of the range.

Click **Add All Checked** located above or below the questions.

Check All

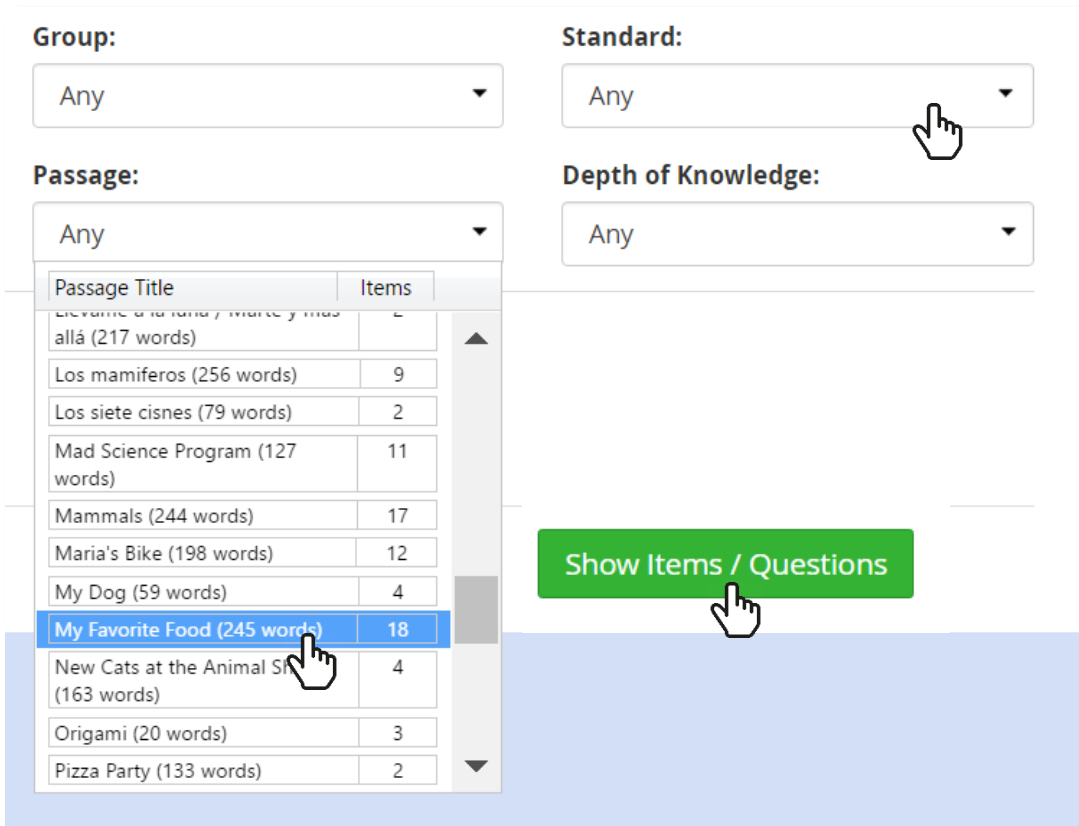
Uncheck All

Add All Checked



If you see that an item you like is associated with a passage, you can view ALL the items associated with that passage. To do so:

1. Change your **Standard** back to **Any**.
2. Click the **Passage** menu and select the one you want.
3. Click **Show Items/Questions**.



The screenshot shows a filter panel with the following sections:

- Group:** Any
- Standard:** Any
- Passage:** Any
- Depth of Knowledge:** Any

Below the filters is a table of passages:

Passage Title	Items
Elvame a la luna y más allá (217 words)	2
Los mamíferos (256 words)	9
Los siete cisnes (79 words)	2
Mad Science Program (127 words)	11
Mammals (244 words)	17
Maria's Bike (198 words)	12
My Dog (59 words)	4
My Favorite Food (245 words)	18
New Cats at the Animal Shelter (163 words)	4
Origami (20 words)	3
Pizza Party (133 words)	2

A green button labeled "Show Items / Questions" is located below the table.

Go through and add more items as described above.

When done, click **Go to Step 2** at the top right of your screen

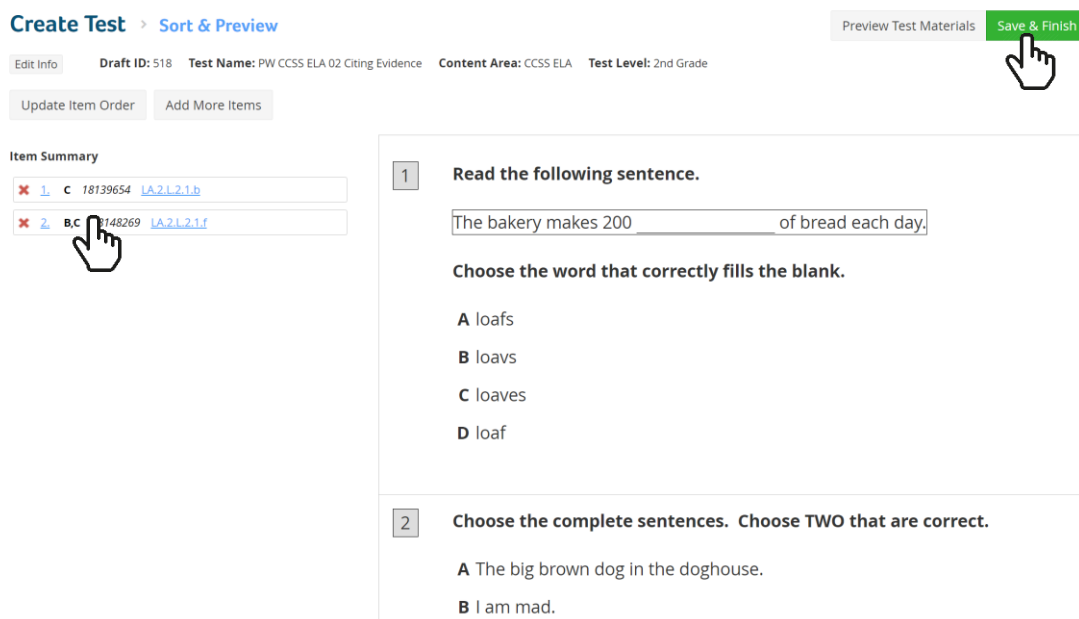
Save

Go to Step 2



Step 2 allows you to preview the test. If you want to change the order of your questions, look along the left side your page. Click-hold-drag each question to the position you want. Then click **Update Item Order**. Note: Since questions on online tests are shuffled by default, updating the order here will only affect hardcopy versions and how they are listed in reports later on.

When satisfied, click **Save & Finish**.



Create Test > **Sort & Preview**

Edit Info **Draft ID:** 518 **Test Name:** PW CCSS ELA 02 Citing Evidence **Content Area:** CCSS ELA **Test Level:** 2nd Grade

Update Item Order Add More Items

Preview Test Materials **Save & Finish**

Item Summary

- ✘ 1. C 18139654 LA.2.L.2.1.b
- ✘ 2. B,C 148269 LA.2.L.2.1.f

1 Read the following sentence.

The bakery makes 200 _____ of bread each day.

Choose the word that correctly fills the blank.

- A loafs
- B loavs
- C loaves
- D loaf

2 Choose the complete sentences. Choose TWO that are correct.

- A The big brown dog in the doghouse.
- B I am mad.

Your test is now complete, and you have arrived at the **Manage Tests** screen where you can Schedule and Share it. For more on this topic, view the help doc entitled “iO Assessment 101 – Scheduling and Sharing a Test”.