



Introducing Full Day TK & Kindergarten

For the 2022 - 2023 School Year

Presented by Mary Ryan



A B C




Why are you enrolling your child in TK/Kinder?

What are your hopes for them next year?



Tell Us Why!



**On behalf of the AUSD Board, thank you for your
partnership and presence.**



Ms. Lizeth Vega



Dr. Joanna Dorado




Mrs. Julie A. Moreno



Mr. Robert Schwandt



Mrs. Carolyn M. Wilson



- Q&A monitored continuously and addressed towards the end of the session.



- Request to speak or to ask a question verbally



- To unmute your device



- Session is being live streamed, recorded, and will be made available on [YouTube.com/AlejandroCisneros](https://www.youtube.com/AlejandroCisneros)

A



B


C



B


**So what's
different
next year?**

A




B

C



A



Agenda

01

Academic Subjects

What will your little scholar learn?

03

Registering

Process & Documents Needed

02

Learning Everywhere

How can you prepare your child for the first day of school?

04

PTO/PTA

How and why to be an active member of the PTO

01

Academic Subjects



What will your little scholar learn?

A

C

B



C



A

A



Academic Subjects



Math



Science



Reading



Writing



**Physical
Education**



Play



B

C

B



02

A

C



C



Learning

EVERYWHERE

B

How can you prepare for child for the first day
of school?

A

**How can you prepare
for child for the **first**
day of school?**



A



B

C



B

A



Emotionally & Mentally Preparing for Day 1


B



C



B



Registering



Process and Documentation Needed

A

B

C

A





A

alvordschools.org/registration

B

2022-2023 AGE REQUIREMENTS:

It is most important that your child meets the age requirements for starting school.

- If he/she turns five (5) on or before **September 1**, the starting grade will be **Kindergarten (K)**.
- If he/she turns five (5) between **September 2 - February 2**, the starting grade will be **Transitional Kindergarten (TK)**. Transitional Kindergarten is the first year of the students Kindergarten program.
- However, at any time during the school year, "a child who will have his or her fifth birthday **after February 2**, but during the same school year, may be admitted to a transitional kindergarten program" (CA Ed Code 48000 (c.3.B.i)). Students will be enrolled only if space is available at the school of residence. Priority is given to students turning 5 on or closest to February 3.

C

B



A




alvordschools.org/registration

B

**Verification
of Birth**

**Proof of
Residence**



**Immunization
Record**

**Health
Exam**

C

B



04

A

C



C




PTO IPTA

B

How and why to be an active member of the PTO

A

Q&A



A

B



C



A



MAYBE YOU NEED TO DIVIDE THE CONTENT



MERCURY

Mercury is the closest planet to the Sun and the smallest one in the Solar System—it's only a bit larger than the Moon



VENUS

Venus has a beautiful name and is the second planet from the Sun. It's hot and has a poisonous atmosphere



A PICTURE IS WITH A THOUSAND WORDS

A



B

A PICTURE ALWAYS REINFORCES THE CONCEPT

Images reveal large amounts of data, so remember: use an image instead of a long text. Your audience will appreciate it



C



B

LEARNING PROCESS



READ

Mercury is the closest planet to the Sun



WRITE

Neptune is the farthest planet from the Sun



MEMORIZE

Jupiter is the biggest planet of them all



REPEAT

Mars is actually a very cold place

A



B

C



B



A

ADVICE ON HOLDING A PENCIL

B

RIGHT HANDED

- Mercury is the closest planet to the Sun and the smallest
- Venus has a beautiful name and is the second planet from the Sun
- Despite being red, Mars is actually a very cold place

LEFT HANDED

- Saturn is composed mostly of hydrogen and also helium
- Neptune is the fourth-largest planet in the Solar System
- Earth harbors life and is the third planet from the Sun

C

B



A



USE THREE COLUMNS

B



MERCURY

It's the closest planet to the Sun and the smallest of them all



VENUS

Venus has a beautiful name and is the second planet from the Sun



MARS

Despite being red, Mars is a cold place. It's full of iron oxide dust

C

B



A



APPROPRIATE PENCIL GRIP

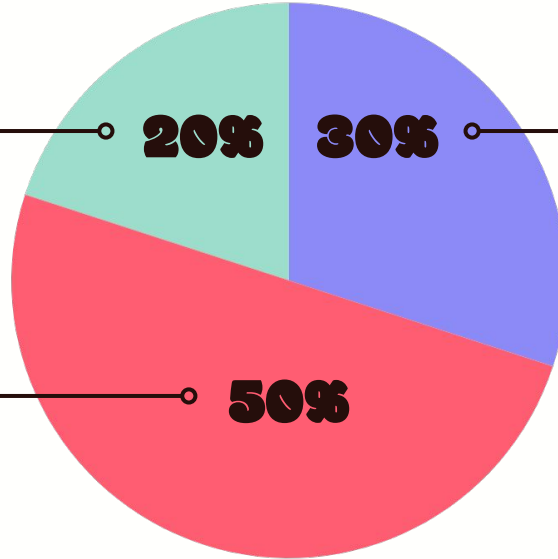
B

MERCURY

It's the closest planet to the Sun

VENUS

Venus is the second planet from the Sun



MARS

Mars is actually a very cold place

Follow the link in the graph to modify its data and then paste the new one here. **For more info, click here**

C

B



A



HOW TO HOLD A PENCIL: TABLE

B

	EXERCISE 01	EXERCISE 02	EXERCISE 03
ANNE	✓	-	✓
JOHN	-	✓	✓
MEGHAN	✓	-	-
DONNA	✓	-	✓
SOPHIE	-	✓	-

C

B



A



THIS IS A TIMELINE

B



JUPITER

Jupiter is the biggest planet of them all



VENUS

Venus is the second planet from the Sun



MARS

Mars is actually a very cold place

C

B



A



THEORY: VIDEO

B

You can replace the image on the screen with your own work. Just right-click on it and select "Replace image"



C

B





A

PRACTICE 01

B

Mercury is the closest planet to the Sun and the smallest of them all

Aa Bb Cc Dd Ee

Ff Gg Hh Ii Jj

C

B





A

PRACTICE 02

B

Mercury is the closest planet to the Sun and the smallest of them all

Kk Ll Mm Nn Oo

Pp Qq Rr Ss Tt

C

B





A

PRACTICE 03

B

Mercury is the closest planet to the Sun and the smallest of them all

Uu Vv Xx Yy Zz

C

B



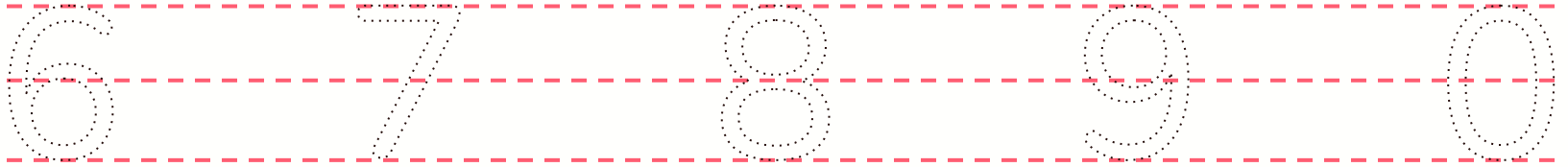
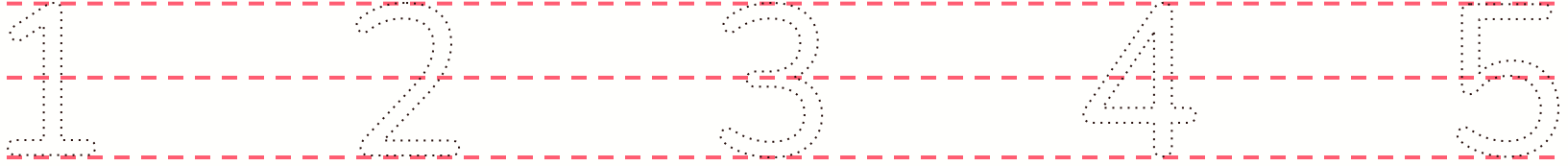


A

PRACTICE 04

B

Mercury is the closest planet to the Sun and the smallest of them all



C

B



02

A

C



C



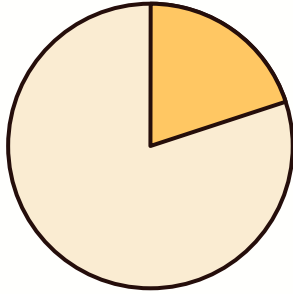
OTHER
CONCEPTS

B

You can enter a subtitle here if you need it

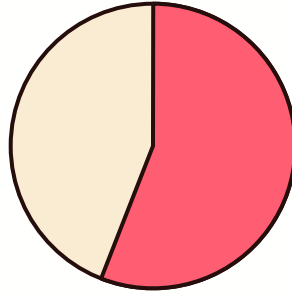
A

LET'S USE SOME PERCENTAGES



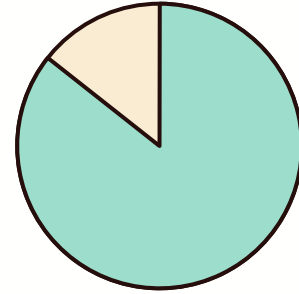
20%

Mercury is the smallest planet



55%

Venus is the second planet from the Sun



90%

Mars is actually a very cold place

A



B

C



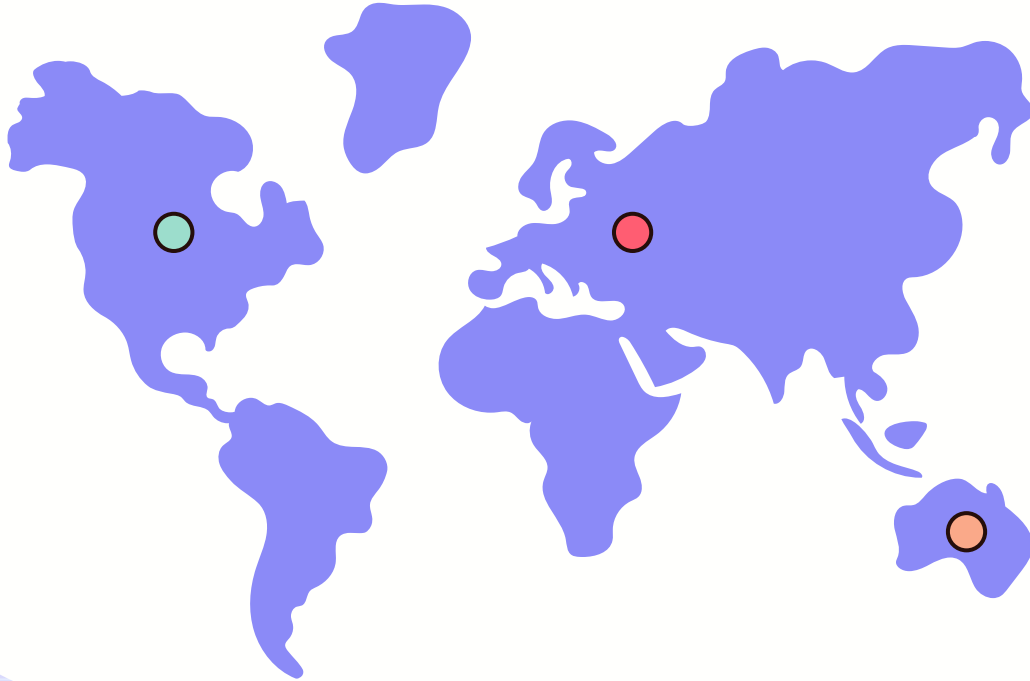
B



A

THIS IS A MAP

B



● **VENUS**

Venus has a beautiful name

● **JUPITER**

It's the biggest planet of them all


● **MERCURY**

It's the closest planet to the Sun

C


B





4,562,458

Big numbers catch you audience's attention



A



330,000

The Sun's mass compared to Earth's

9h 55m

Jupiter's rotation period

386,000 km

Distance between Earth and the Moon

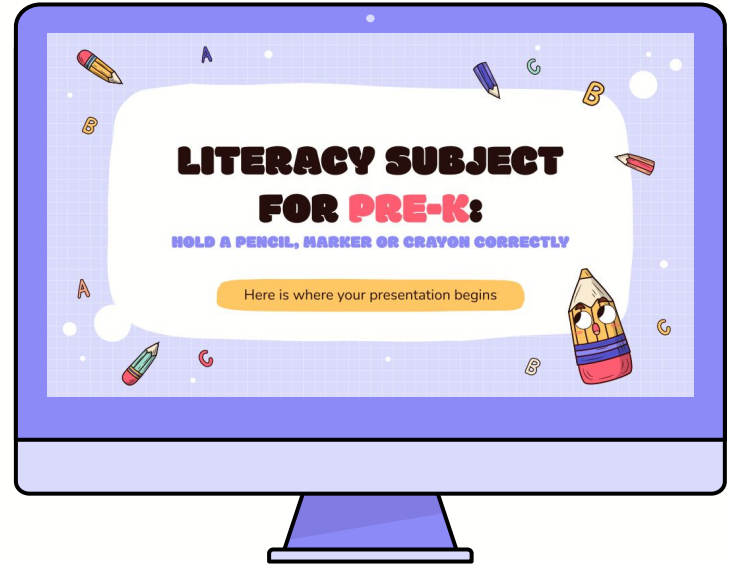
C

B



DESKTOP SOFTWARE

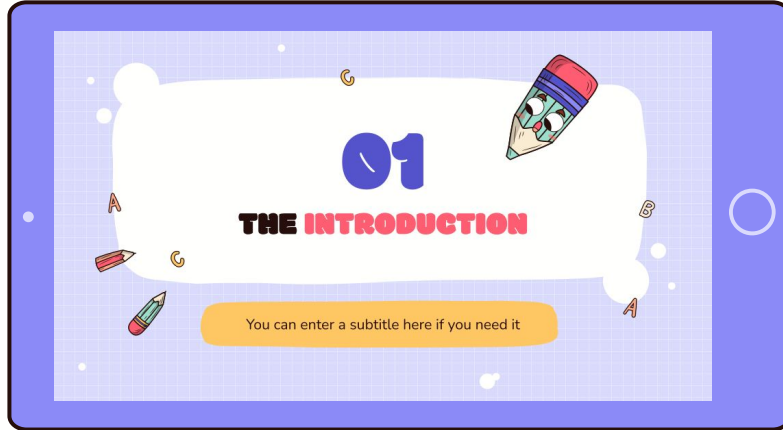
You can replace the image on the screen with your own work. Just right-click on it and select “Replace image”



A



B



TABLET APP

You can replace the image on the screen with your own work. Just right-click on it and select “Replace image”

C

B



MOBILE WEB

You can replace the image on the screen with your own work. Just right-click on it and select “Replace image”





A


OUR TEACHERS

B



JENNA DOE

You can speak a bit about this person here



TIMMY JIMMY

You can speak a bit about this person here

C

B



THANKS

Do you have any questions?

youemail@freepik.com

+91 620 421 838

yourcompany.com



CREDITS: This presentation template was created by **Slidesgo**, including icons by **Flaticon** and infographics & images by **Freepik**



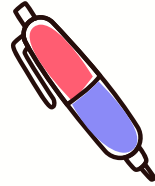
Please keep this slide for attribution

A



ALTERNATIVE RESOURCES

B



C

B





A

RESOURCES

B

Photos:

- * Portrait of african american man
- * Kids and teacher celebrating teacher's day
- * Schoolgirl sitting at table drawing
- * Teacher and student high view
- * Kids writing in classroom while wearing medical masks

Vectors:

- * Hand drawn back to school pattern collection
- * Hand drawn back to school sale background I
- * Hand drawn back to school sale background II
- * Hand drawn back to school instagram posts collection

C

B



Instructions for use

In order to use this template, you must credit [Slidesgo](#) by keeping the [Thanks](#) slide.

You are allowed to:

- Modify this template.
- Use it for both personal and commercial projects.

You are not allowed to:

- Sublicense, sell or rent any of Slidesgo Content (or a modified version of Slidesgo Content).
- Distribute Slidesgo Content unless it has been expressly authorized by Slidesgo.
- Include Slidesgo Content in an online or offline database or file.
- Offer Slidesgo templates (or modified versions of Slidesgo templates) for download.
- Acquire the copyright of Slidesgo Content.

For more information about editing slides, please read our FAQs or visit Slidesgo School:

<https://slidesgo.com/faqs> and <https://slidesgo.com/slidesgo-school>

Instructions for use (premium users)

As a Premium user, you can use this template without attributing [Slidesgo](#) or keeping the "Thanks" slide.

You are allowed to:

- Modify this template.
- Use it for both personal and commercial purposes.
- Hide or delete the "Thanks" slide and the mention to Slidesgo in the credits.
- Share this template in an editable format with people who are not part of your team.

You are not allowed to:

- Sublicense, sell or rent this Slidesgo Template (or a modified version of this Slidesgo Template).
- Distribute this Slidesgo Template (or a modified version of this Slidesgo Template) or include it in a database or in any other product or service that offers downloadable images, icons or presentations that may be subject to distribution or resale.
- Use any of the elements that are part of this Slidesgo Template in an isolated and separated way from this Template.
- Register any of the elements that are part of this template as a trademark or logo, or register it as a work in an intellectual property registry or similar.

For more information about editing slides, please read our FAQs or visit Slidesgo School:

<https://slidesgo.com/faqs> and <https://slidesgo.com/slidesgo-school>

Fonts & colors used

This presentation has been made using the following fonts:

Modak

(<https://fonts.google.com/specimen/Modak>)

Nunito

(<https://fonts.google.com/specimen/Nunito>)

#dadafc

#8b8af7

#9cddcc

#faa989

#5453cc

#ff5d72

#250e0b

#faecd2

#ffc763

#ffffff

Storyset

Create your Story with our illustrated concepts. Choose the style you like the most, edit its colors, pick the background and layers you want to show and bring them to life with the animator panel! It will boost your presentation. Check out how it works.



Pana



Amico



Bro



Rafiki



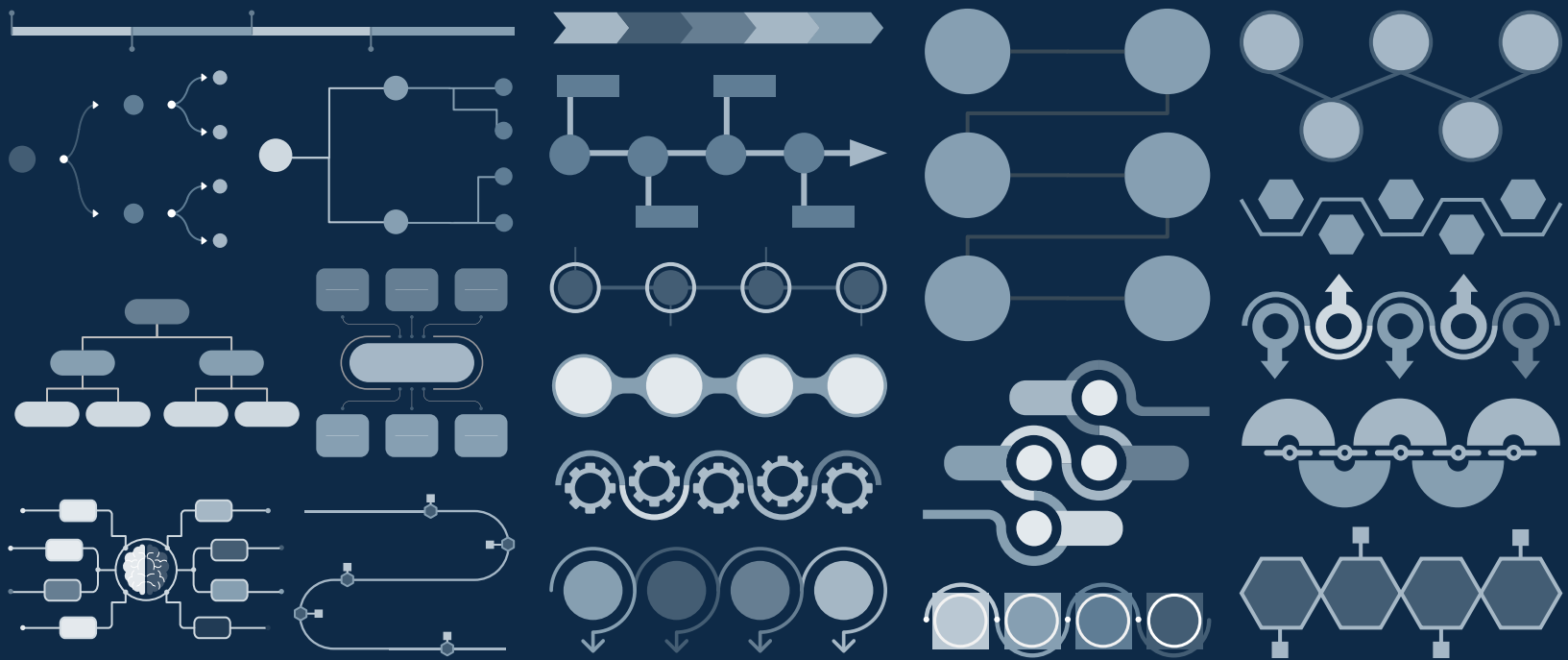
Cuate

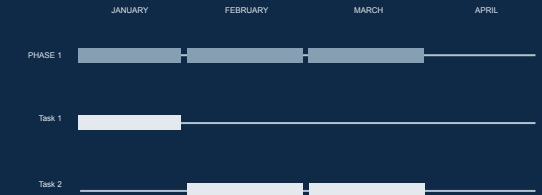
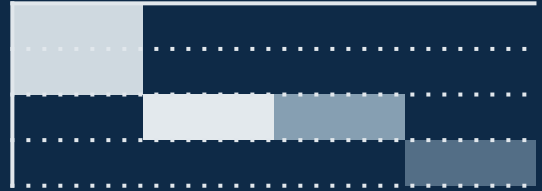
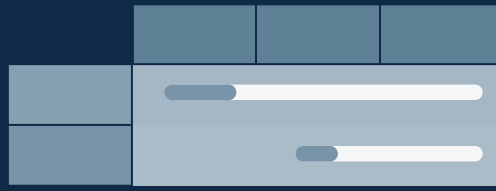

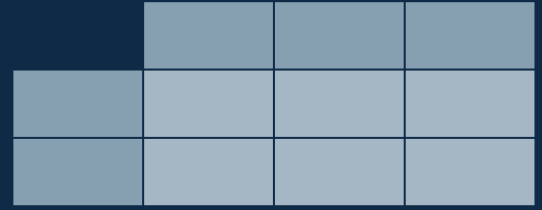
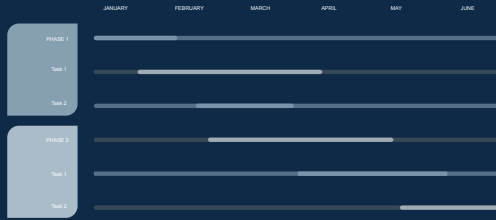

Use our editable graphic resources...


You can easily [resize](#) these resources without losing quality. To [change the color](#), just ungroup the resource and click on the object you want to change. Then, click on the paint bucket and select the color you want. Group the resource again when you're done. You can also look for more [infographics on Slidesgo](#).

















...and our sets of editable icons

You can resize these icons without losing quality.

You can change the stroke and fill color; just select the icon and click on the paint bucket/pen.

In Google Slides, you can also use [FlatIcon's extension](#), allowing you to customize and add even more icons.



Help & Support Icons



Avatar Icons



Creative Process Icons



Performing Arts Icons



Nature Icons



SEO & Marketing Icons



