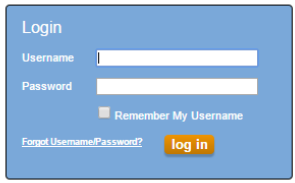


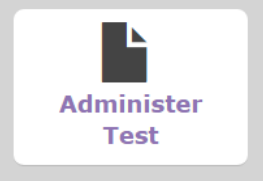
## Teacher Managed Test Session

Teacher Does This:

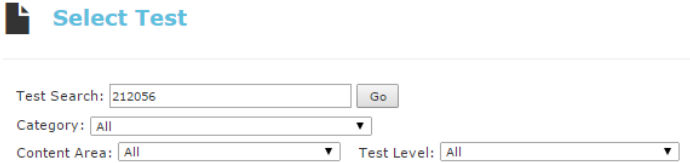
1. Log in.



2. At the tiled menu click Administer Test.



3. Do a test search to find your test.

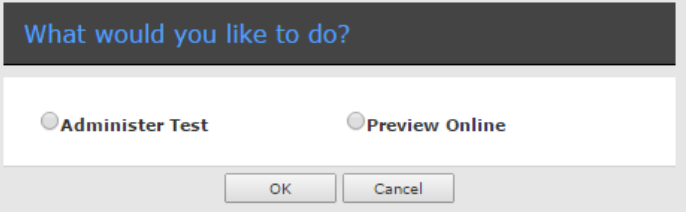


4. Find the test and click select.

Tests Per Page: 25


		Test ID	Test Name ▲
1	Select	212056	AUSD CCSS ELA 08 UNIT 2 CFA POST

5. Click Administer Test.

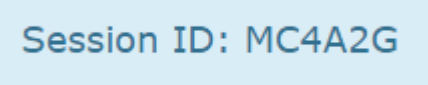


6. Click Ok.

7. Click Start Session. The students then have 30 minutes to start the test but more time to finish.



8. When you click Start Session you are given a Session ID. The students need this when they login.



Student Does This:

1. Student goes to EADMS.com.



2. Student clicks on Log in to Online Testing.
3. They enter their Student ID and the Session ID.

Please enter your Student ID and press the login button below. If you have been given a Session ID by your teacher, enter that as well.