

Human Services: Family and Community Services

Career Pathway Plan of Study for ► Learners ► Parents ► Counselors ► Teachers/Faculty

This Career Pathway Plan of Study (based on the Family and Community Services Pathway of the Human Services Career Cluster) can serve as a guide, along with other career planning materials, as learners continue on a career path. Courses listed within this plan are only recommended coursework and should be individualized to meet each learner's educational and career goals. *This Plan of Study, used for learners at an educational institution, should be customized with course titles and appropriate high school graduation requirements as well as college entrance requirements.

Appropriate high school graduation requirements as well as college entrance requirements:								
EDUCATION LEVELS	GRADE	English/ Language Arts	Math	Science	Social Studies/ Sciences	Other Required Courses Other Electives Recommended Electives Learner Activities	*Career and Technical Courses and/or Degree Major Courses for Family and Community Services Pathway	SAMPLE Occupation Relating to This Path
Interest Inventory Administered and Plan of Study Initiated for all Learners								
SECONDARY	9	English/ Language Arts I	Algebra I	Earth or Life or Physical Science	Geography	1 Credit of Computers 1 Credit of Physical Ed. Sociology	Family Living Semester 1 Child Development Semester 2	Occupations Requiring Less Than Baccalaureate Degree ► Adult Day Care Coordinator ► Adult Day Care Worker ► Child Life Educator ► Community Health Service Worker ► Community Services Director ► Coordinator of Volunteers ► Director, Religious Activities/ Education Program ► Emergency and Relief Worker ► Geriatric Services Worker ► Human Services Worker ► Leisure Activities Coordinator ► Religious Leader ► Residential Advisor ► Social and Human Services Assistant ► Social Services Worker Occupations Requiring Baccalaureate Degree ► Career Counselor ► Child Life Specialist ► Dietician ► Employment Counselor ► Licensed Professional Counselor ► Marriage and Family Counselor ► Social Worker ► Vocational Rehabilitation Counselor
	10	English/ Language Arts II	Geometry	Biology	World History	Psychology Biology Chemistry Art Fundamentals	Foods Semester 1 Advanced Foods Semester 2	
	11	English/ Language Arts III	Algebra II	Chemistry	American History		Family and Consumer Science I Family and Consumer Science II	
	College Placement Assessments-Academic/Career Advisement Provided							
	12	2 Credits of English Electives			Government and Economics			
Articulation/Dual Credit Transcribed-Postsecondary courses may be taken/moved to the secondary level for articulation/dual credit purposes.								
POSTSECONDARY	Year 13	Fund. of Oral Communication, Any Core English	Applied Math		Human Relations in Business	Pre-employment Strategies	Courses in area of specialization	
	Year 14							
	Year 15	Continue courses in the area of specialization.						
	Year 16							

Career Pathway Plan of Study for ► Learners ► Parents ► Counselors ► Teachers/Faculty

EDUCATION LEVELS	GRADE	English/ Language Arts	Math	Science	Social Studies/ Sciences	Other Required Courses Other Electives Recommended Electives Learner Activities	*Career and Technical Courses and/or Degree Major Courses for Business Financial Management and Accounting Pathway	SAMPLE Occupations Relating to This Pathway

Interest Inventory Administered and Plan of Study Initiated for all Learners								
SECONDARY	9	English/ Language Arts I	Algebra I	Physical Science	Geography	1 credit of Computers 1 credit of Physical Ed. Data Processing Applied Communications Probability and Statistics Foreign Language/Spanish	General Business Semester 1 Accounting	<ul style="list-style-type: none">► Accountant► Accounting Clerk► Accounting Supervisor► Accounts Receivable Clerk► Adjuster► Adjustment Clerk► Assistant Treasurer► Auditor► Billing Clerk► Billing Supervisor► Bookkeeper► Budget Analyst► Budget Manager► Cash Manager► Certified Public Accountant► Chief Financial Officer► Collections Executive► Controller► Cost Accountant► Finance Director► Financial Accountant► Investment Executive► Merger and Acquisitions Manager► Payroll Accounting Clerk► Price Analyst► Treasurer
	10	English/ Language Arts II	Geometry	Biology	World History		Business Law Semester 2 General Business Semester 2	
	11	Composition and Speech	Algebra II	Chemistry	U.S. History		Auto Advanced Accounting Semester 1 Marketing	
	College Placement Assessments-Academic/Career Advisement Provided							
	12	2 additional English electives			Government and Economics			
Articulation/Dual Credit Transcribed-Postsecondary courses may be taken/moved to the secondary level for articulation/dual credit purposes.								
POSTSECONDARY	Year 13	Comp I and II or Business Eng and Technical Writing				Intro to Computers Business Law	Courses in Area of Specialization	
	Year 14	Speech			Intro to Psych			
	Year 15	Continue courses in the area of specialization.						
	Year 16							

*This Career Pathway Plan of Study (based on the Design/Pre-Construction Pathway of the Architecture and Construction Career Cluster) can serve as a guide, along with other career planning materials, as learners continue on a career path. Courses listed within this plan are only recommended coursework and should be individualized to meet each learner's educational and career goals. *This Plan of Study, used for learners at an educational institution, should be customized with course titles and appropriate high school graduation requirements as well as college entrance requirements.*

SECONDARY	9	English/ Language Arts I	Algebra I	Physical Science	Geography	1 credit of Computers 1 credit of Physical Ed.	Introduction to Engineering Design Principles of Engineering Biotechnical Engineering	<ul style="list-style-type: none"> ► Architect ► Building Code Official ► Building Designer ► Civil Engineer ► Code Official ► Cost Estimator ► Drafter ► Electrical Engineer ► Electronic Engineer ► Environmental Designer ► Environmental Engineer ► Fire Prevention and Protection Engineer ► Industrial Engineer ► Interior Designer ► Landscape Architect ► Materials Engineer ► Mechanical Engineer ► Regional and Urban Planner/ Designer ► Safety Director ► Specification Writer ► Structural Engineer ► Surveying and Mapping Technician
	10	English/ Language Arts II	Geometry	Biology	World History			
	11	English/ Composition and Speech	Algebra II	Chemistry	American History			
	College Placement Assessments-Academic/Career Advisement Provided							
	12	2 credits of English Electives	Advanced Math or Calculus	Physics	Government and Economics			
<p>Articulation/Dual Credit Transcribed-Postsecondary courses may be taken/moved to the secondary level for articulation/dual credit purposes.</p>								
POSTSECONDARY	Year 13	ENG 105 Comp I ENG106 Comp II	MAT211 Calc I MAT217 Cal II MAT219 Calc III MAT227 Diff. Equat.	PHY213 Classical Physics CHM165 Gen/Inorganic Chemistry PHY223 Classical Physics II		Coursework recommended by receiving 4-year institution	EGR100 Engineering Orientation EGR161 Engineering Computation EGR166 Engineering Graphics EGR180 Statics	
	Year 14							
	Year 15	Continue courses in the area of specialization.						

2012-2013 ADM Course Catalog

Student Name: _____ **Grade:** _____

Advisor: _____

I have received a copy of the ADM Course Catalog and understand that these policies apply to all ADM High School Students.

Parent Name: _____

Date: _____

Parent Signature: _____

ADM PRELIMINARY 2014 BUDGET INFORMATION

Budget Timeline
Budget Goals
"New Money" Projections
Considerations

Budget Timeline

December 31 – Taxable valuations are available on the Department of Management website

January 14 – Preliminary budget discussions and Board input

February 1 – 2014 Budget File is available on Department of Management website.

February 11 – Board budget update, review, and discussion of budget proposal.

February 15 – Budget Workshop – AEA

March 11 – Presentation of budget to the Board. Board sets date for budget statutory hearing.

March 21 – Publish Notice of Hearing

April 8 – Board holds statutory hearing on proposed budget.

April 12 – Budget is certified to the State.

TAXABLE VALUATIONS

Current

1-1-12 Taxable Valuation	WITH Gas & Electric Utilities	367,991,593	WITHOUT	355,379,167
1-1-12 Tax Increment Valuation	WITH Gas & Electric Utilities	21,449,082	WITHOUT	21,449,082
1-1-12 Debt Service & PPEL Valuation	WITH Gas & Electric Utilities	389,440,675	WITHOUT	376,828,249
1-1-11 Taxable Valuation	WITH Gas & Electric Utilities	357,665,356	WITHOUT	342,832,521
1-1-11 Tax Increment Valuation	WITH Gas & Electric Utilities	27,548,922	WITHOUT	27,548,922
1-1-11 Debt Service & PPEL Valuation	WITH Gas & Electric Utilities	385,214,278	WITHOUT	370,381,443
	Increase	1.10%		1.74%
	GF Increase	2.89%		

ENROLLMENT CHANGE

FY 2011 1408.94

FY 2012 1408.42

FY 2013 1435.20

FY 2014 1459.71

Increase of 24.51 for Budget Enrollment



BUDGET GOALS

- STABLE TAX LEVY RATE
- MAINTAIN HEALTHY FUND BALANCE
- BALANCED BUDGET

TARGETS

- SOLVENCY RATIO TARGET – 10%
(Undesignated Fund Balance Divided by (Revenues Less AEA Flowthrough))

	Undesignated Fund Balance	Solvency Ratio
FY 2010	1,026,308	8.26%
FY 2011	2,284,873	18.39%
FY 2012	3,605,714	25.82%

Note: FY 2012 is last year to include large cash reserve levy. The solvency ratio will not continue to increase.

TARGETS

- UNSPENT AUTHORITY BUDGET (UAB) RATIO
Minimum Target - 15%

Formula – Unspent Balance Less Restricted/Assigned
 Balance/Maximum Spending Authority

FY 2009	16.86%
FY 2010	22.8%
FY 2011	27.34%
FY 2012	29.82%

MOVING FORWARD

FY 12 – Financial Health Strong

FY 13 – Financial Health Strong

FY 2014 Budget

Compute Spending & Taxing Authority

Projections Based on 0%, 2%, 4%

ADM Community School Taxing and Spending Authority

2013-14 Combined District Cost

TSS, EC, & PD
At-Risk Funding
AEA Flowthrough
Supplemental Weighting
Spec. Ed. Weighting
Regular Program Cost

Teacher Quality, Early Childhood, and Professional DevelopmentDropout Prevention/At RiskAEA FlowthroughSupplemental Weighting

Weighting of students times cost per student

Special Education

Weighting of students times cost per student

Regular Program Cost

Number of students times cost per student.

PROJECTED SPENDING AUTHORITY FOR FY 2014

	FY 2013	FY 2014	FY 2014	FY 2014
# of Students	1435.2	1459.71	1459.71	1459.71
Allowable Growth ?		0%	2%	4%
REGULAR PROGRAM COST	8,641,339	8,788,914	8,964,692	9,140,470 Cost per Pupil X the # of Students
SPECIAL ED WEIGHTING	1,037,479	1,037,479	1,058,228	1,078,978 Cost per Pupil Affected by AG Rate
SUPPLEMENTAL WEIGHTING	71,186	59,006	60,182	61,358
DROPOUT/AT RISK	370,129	334,530	334,530	334,530
AEA FLOWTHROUGH	521,232	521,232	532,632	544,031
TSS	758,431	771,383	786,811	802,239 Any additional here goes directly to Teachers Wages
PROF DEV	81,605	82,999	84,659	86,319
EARLY INTERVENTION	84,361	85,802	87,518	89,234
AUDIT ADJ	6,729	0	0	0
COMBINED DISTRICT COST	11,572,491	11,681,345	11,909,252	12,137,159

ADM Community School Taxing and Spending Authority

COMBINED DISTRICT COST	11,572,491	11,681,345	11,909,252	12,137,159
PLUS				
ISL	616,041	626,584	639,115	651,647 Instructional Support Levy
SBRC CASH RESERVE LEVY	120,000	120,000	120,000	120,000 Estimated Special Ed Deficit - Get Additional Authority
EST MISC INCOME	1,897,000	1,897,000	1,900,000	1,922,000 Net Open Enrollment Increase Helps Here - Large Increase in FY 2013 from FY 2012
TOTAL SPENDING AUTHORITY	14,205,532	14,324,929	14,568,367	14,830,806
Increase from FY 13		119,397	362,835	625,274 Any increase in expenses over this amount reduces the unspent authority balance.

PREPARING FOR 2014 "NEW MONEY"

The "new money" should cover the following recurring expenditures.

SETTLEMENTS FOR ALL STAFF

LANE CHANGES FOR CERTIFIED STAFF

FUEL, UTILITIES, & OTHER OPERATING INCREASES

PREPARING FOR 2014

CONSIDERATIONS

The District exceeds the target range for solvency ratio and unspent budget authority ratio.

The District plans to use (spend down) some of the fund balance and the unspent balance in the next few years. This will reduce the solvency ratio and the unspent budget authority ratio. In order to do this, the District will not have a balanced budget as expenditures will exceed revenues.

Enrollment growth and the allowable growth rate in future years will have a big impact on how much of the reserves can be used.

Spending authority balance should only be used for non-recurring expenditures. Using this reserve now for recurring expenses will subject the District to large budget reductions in future years depending on the enrollment growth of the District and the allowable growth set by the legislature.

Sequestration - cuts to Federal programs could affect revenue in Title I and special education.

PROJECTED SPENDING AUTHORITY FOR FY 2014

	FY 2013	FY 2014	FY 2014	FY 2014	
# of Students	1435.2	1459.71	1459.71	1459.71	
Allowable Growth ?		0%	2%	4%	
REGULAR PROGRAM COST	8,641,339	8,788,914	8,964,692	9,140,470	Cost per Pupil X the # of Students
SPECIAL ED WEIGHTING	1,037,479	1,037,479	1,058,228	1,078,978	Cost per Pupil Affected by AG Rate
SUPPLEMENTAL WEIGHTING	71,186	59,006	60,182	61,358	
DROPOUT/AT RISK	370,129	334,530	334,530	334,530	
AEA FLOWTHROUGH	521,232	521,232	532,632	544,031	
TSS	758,431	771,383	786,811	802,239	Any additional here goes directly to Teachers Wages
PROF DEV	81,605	82,999	84,659	86,319	
EARLY INTERVENTION	84,361	85,802	87,518	89,234	
AUDIT ADJ	6,729	0	0	0	
COMBINED DISTRICT COST	11,572,491	11,681,345	11,909,252	12,137,159	
PLUS					
ISL	616,041	626,584	639,115	651,647	Instructional Support Levy
SBRC CASH RESERVE LEVY	120,000	120,000	120,000	120,000	Estimated Special Ed Deficit - Get Additional Authority
EST MISC INCOME	1,897,000	1,897,000	1,900,000	1,922,000	Net Open Enrollment Increase Helps Here - Large Increase in FY 2013 from FY 2012
TOTAL SPENDING AUTHORITY	14,205,532	14,324,929	14,568,367	14,830,806	
Increase from FY 13		119,397	362,835	625,274	Any increase in expenses over this amount reduces the unspent authority balance.

DRAFT

ADM Community School District Accreditation Site Visit Schedule February 12-14, 2013

February 12 - Day 1			
Time	Team	Event/Activity/Interview Group	Location (building/room)
8:00 - 8:30	All Members	Site Visit Team Introductions and Orientation	Board Room
8:30 - 9:30	All Members	On-Site Document Review	Board Room
9:30 - 9:45	All Members	Break	Board Room
9:45 - 11:15	All Members	District Overview Presentation	Board Room
11:15 - 11:45	All Members	Team Dialogue/Review - District Overview Presentation	Board Room
11:45 - 12:30	All Members	Lunch	Board Room
12:30 - 12:45	All Members	Prepare/Travel for 12:45 p.m. Interviews	
12:45 - 2:00	TBA TBA TBA TBA	HS Student Interview MS Student Interview PreK-12 Learning Support Staff Interview (GATE/Media/ESL, Title I, Technology) PreK-12 Instructional Support Staff Interview	HS Room 108 Media Center DeSoto Team Room MS Room 805
2:00 - 2:15	All Members	Prepare/Travel for 2:45 p.m. Interviews	TBA
2:15 - 3:30	A B C	Building Principal Interview PreK-12 Learning Support Staff Interview (Guidance/At-Risk/Alternative Program/Nurse) Special Education Director Interview	AE Conference Room DeSoto Team Room Superintendent's Office
3:30 - 3:45	All Members	Prepare/Travel for 3:45 p.m. Interviews	TBA
3:45 - 5:00	A B C	PreK-12 General Education Teacher Interview Career and Technical Education Teacher Interview PreK-12 Special Education Teacher/Collaborating Teacher Interview	Adel Elementary HS Room 402 DeSoto Intermediate

District Goals

- › See handouts on table
- › Check for connection between goals and improvement efforts
- › Doug Reeves' principle "Weed The Garden"

Elementary Reading Benchmarks

K-5 Benchmark Book Assessment Results

Grade	2004-2005	2005-2006	2006-2007	2007-2008	2008-2009	2009-2010	2010-2011	2011-2012
Kindergarten	96%	91%	89%	93%	92%	93%	96%	93%
First Grade	89%	81%	87%	90%	89%	94%	83%	93%
Second Grade	86%	89%	89%	88%	83%	91%	89%	91%
Third Grade	77%	82%	91%	81%	85%	82%	91%	87%
Fourth Grade	83%	79%	78%	91%	90%	86%	74%	78%
Fifth Grade	84%	83%	81%	87%	88%	95%	88%	74%

Title I

Title I

We served 108 students in our Title I program this past (11-12) school year.

Grade	Number of Students Served	Dismissed with no further intervention needed	Currently at the Building Assistance Team Intervention	Placement into Special Education	Dismissed to Reading Recovery	Moved
Kindergarten	9	1	3	2	NA	0
First Grade	30	8	5	3	8	0
Second Grade	30	15	0	3	NA	2
Third Grade	10	3	1	2	NA	0
Fourth Grade	9	3	3	0	NA	0
Fifth Grade	20	7	0	4	NA	2
Total=	108	37	12	14	8	4

34% of our students successfully completed Title I. This means that these students no longer needed any type of intervention

Reading Recovery

Reading Recovery

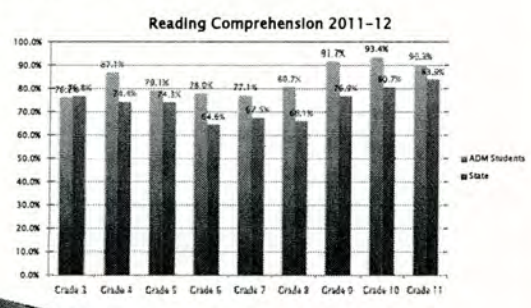
Number of First Grade Students Served	Successful	Placed Into Special Education or were already in Special Education	Currently at the Building Assistance Team Intervention	Incomplete Program	Unsuccessful Placed into Title I
21	14	4	5	3	3

21 total students were served in Reading Recovery. 14 were successful (67%).
18 students received a full program in Reading Recovery; 14 were successful: (78%)

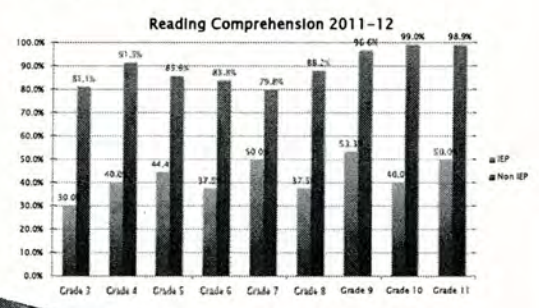
Longitudinal: 76% of all Reading Recovery students who were served in first grade and are now in fifth grade, have maintained on-grade level reading or above as indicated by our district assessments (This includes all students on an IEP for reading).

Longitudinal: 65% of all Reading Recovery students who were served in first grade and are now in fifth grade, have maintained on-grade level reading as indicated by Iowa Assessments (This includes all students on an IEP for reading).


Iowa Assessment Data



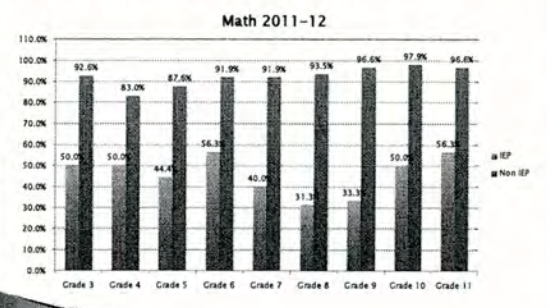
Iowa Assessment Data




Iowa Assessment Data



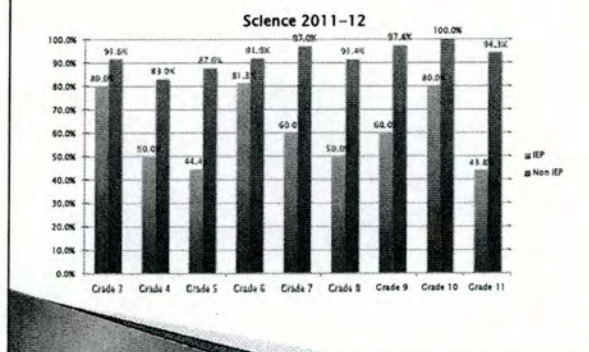
Iowa Assessment Data



Iowa Assessment Data



Iowa Assessment Data



Advanced Placement Data - 2012

- › 72 students took one or more AP courses
- › 92 AP Exams taken
- › Total enrollment in AP courses - 95
- › 51% of AP students had an AP exam score of 3 or above

Graduation Rate

- › 95% in 2012

Evidence of Impact

- › Student Work Samples

Partnership for Comprehensive Literacy

- › PCL – model of school transformation
- › Focuses on literacy
- › UNI is one of six PCL training universities in nation
- › Carole Erickson – “literacy coach”
- › Intensive Course Work at UNI

PCL – Two Strands

- › Comprehensive Literacy Model
- › Comprehensive Intervention Model

10 Features of PCL

1. Framework for Literacy
2. Coaching and Mentoring
3. Model Classrooms
4. High Standards
5. Comprehensive Assessment System
6. System-Wide Interventions
7. Collaborative Learning Teams
8. Well-Designed Literacy Plan
9. Technology For Learning
10. Advocacy and Spotlighting

Evidence of Impact

- › Assessment Wall

Math and Science Curriculum

- › Completed PK-12 Revision in 2011-12
- › Focus on implementing Iowa Core Standards with fidelity
- › Elevation of expectations across the board

Math and Science

- › Articulated scope and sequence PK-12
- › Curriculum Maps/Pacing Guides
- › Power Standards (Doug Reeves)
- › Summative Assessments
- › New Resources to Support

Math and Science

- › Math Lab Concept at High School
- › Math Acceleration Plan Changes
- › Science Courses
 - Sequence Change at MS
 - Earth Science in 9th grade
 - Building towards requirement for students who elect to not take chemistry
 - Biomedical PLTW

STEM - Project Lead The Way

- › Began efforts to bring PLTW to ADM in 2009
- › \$50,000 grant award
- › Pre-engineering PLTW - first course in 2011-12
 - Introduction to Engineering Design
 - Principles of Engineering (2012-13)
 - Civil Engineering (2013-14)

Gateway to Technology

- › Middle School PLTW pre-engineering
- › Launched 2012-13
 - 7th grade - two units required
 - Design and Modeling (8th grade, too)
 - Automation and Robotics
- › 8th grade (in 2013-14) Energy and the Environment

Biomedical PLTW

- › Bio Science PLTW Strand of Course
- › Principles of Biomedical Science (2013-14)
- › Human Body Systems (14-15)
- › Medical Interventions (15-16)
- › ADM - FIRST district in Iowa to have GTT and both engineering and biomedical PLTW

Technology Improvements

- › PPEL successful in February 2012
- › Drastic improvements in infrastructure
- › Technology access for students and staff

Technology Improvement

- › Insert graphic here (Adam)

College-Level Coursework

- › Deficit identified in 2008–2009
- › Focus on increasing Advanced Placement and Concurrent Enrollment options

Advanced Placement

- › No offerings in 2009–10
- › Currently offer 9 AP courses
 - AP Calculus
 - AP English Language and Composition
 - AP English Literature and Composition
 - AP Government and Politics
 - AP Music Theory
 - AP Psychology
 - AP Statistics
 - AP US History
 - AP World History

Advanced Placement Honors

- › Iowa AP Top 50 Index – 2012
 - 14th in Iowa
 - Measure of AP opportunity at ADM
 - Highest ranked 3A school in Top 50 (check this)

National AP Honor Roll – 2012

One of 11 Iowa Schools
Increasing number of students taking AP while
improving scores on AP exam

Professional Learning Communities

- › Studied PLC process in 2009–10 (ILT/All Staff)
- › All teachers in a PLC
- › Focus on Four Questions That Drive a PLC
- › PD in 2012–13 with Solution Tree

Next Steps – Continued Focus

- › Improve and Refine Current Work
- › ELA Curriculum Revision
- › Grading Practices
- › Impact of Education Reform

Student Work

- › Assessment Wall
- › Writing Samples
- › PLTW Projects
- › National Geographic Resources
- › Math/Science Summative Assessments

Questions

ADEL DESOTO MINBURN COMMUNITY SCHOOL DISTRICT 2013-14 SCHOOL CALENDAR

Draft #1

Corresponding to 2012-13

Classroom Days	M	Tu	W	Th	F		
July				1	2	July-Aug.	Curriculum writing, guidance extended contract, & inservice for classified staff. Exact days flexible.
10	5	6	7	8	9	Aug. 9 & 12	New teacher workshop
	12	13	14	15	16	Aug. 13, 14, 15, 16	One meeting day, one work day, one PD day, one work/meeting day
	19	20	21	22	23	Aug. 19	Classes begin - Dismiss 2:30 PM
	26	27	28	29	30	Aug. 20	Dismiss 2:30 PM
						Aug. 28	Dismiss 1:00 PM; Professional Development meetings
20	Sept.					Sept. 2	Labor Day vacation
	2	3	4	5	6	Sept. 11	Dismiss 1:00 PM; Professional Development meetings
	9	10	11	12	13		
	16	17	18	19	20		
	23	24	25	26	27	Sept. 25	Dismiss 1:00 PM; Professional Development meetings
	30						
22	Oct.		1	2	3	Oct. 9	Dismiss 1:00 PM; Professional Development meetings
	7	8	9	10	11	Oct. 18	End 1st Quarter (44 days)
	14	15	16	17	18	Oct. 21	No school - Workday
	(21)	22	23	24	25	Oct. 22	Dismiss 1:00 PM; K-12 P/T Conf. 2:00-8:30 PM
	28	29	30	31		Oct. 24	Dismiss 1:00 PM; K-12 P/T Conf. 2:00-8:30 PM
18	Nov.				1		
	4	5	6	7	8	Nov. 6	Dismiss 1:00 PM; Professional Development meetings
	11	12	13	14	15	Nov. 20	No school K-12 - Allowance for P/T Conf.
	18	19	20	21	22	Nov. 21-22	Thanksgiving vacation
	25	26	27	28	29		
15	Dec.	2	3	4	5	Dec. 4	Dismiss 1:00 PM; Professional Development meetings
	9	10	11	12	13		
	16	17	18	19	20	Dec. 20	End 2nd Quarter (41 days); End 1st Semester (85 days)
	23	24	25	26	27	Dec. 23-Jan.1	Christmas vacation
	30	31					
20	Jan.		1	(2)	3	Jan. 1	New Year's Day
	6	7	8	9	10	Jan. 2	Workday
	13	14	15	16	17	Jan. 3	Classes resume
	(20)	21	22	23	24	Jan. 6-9	Grades 9-11 ITEDs
	27	28	29	30	31	Jan. 20	No School K-12 Teacher Professional Development
19	Feb.	3	4	5	6	Feb. 5	Dismiss 1:00 PM; Professional Development meetings
	10	11	12	13	(14)	Feb. 14	No School K-12 Teacher Professional Development
	17	18	19	20	21	Feb. 19	Dismiss 1:00 PM; Professional Development meetings
	24	25	26	27	28		
15	Mar.					Mar. 7	End 3rd Quarter (44 days)
	3	4	5	6	7	Mar. 11	Dismiss 1:00 PM; K-12 P/T Conf. 2:00-8:30 PM
	10	11	12	13	14	Mar. 13	Dismiss 1:00 PM; K-12 P/T Conf. 2:00-8:30 PM
	17	18	19	20	21	Mar. 14	No school K-12 - Allowance for P/T Conf.
	24	25	26	27	28	Mar. 17-21	Spring break
	31					Mar. 26	Dismiss 1:00 PM; Professional Development meetings
21	Apr.		1	2	3	March 31-April 4	Grades 3-8 ITBS
	(7)	8	9	10	11	April 7	No School K-12 Professional Development meetings
	14	15	16	17	18	April 16	Dismiss 1:00 PM; Professional Development meetings
	21	22	23	24	25		
	28	29	30				
18	May			1	2	May 7	Dismiss 1:00 PM; Professional Development meetings
	5	6	7	8	9	May 16	Seniors last day
	12	13	14	15	16	May 18	Commencement - 2:30 p.m.
	19	20	21	22	23	May 26	Memorial Day
	26	27	(28)	29	30	May 27	Dismiss 1:45 PM - Workday
							End 4th Quarter (49 days); End 2nd Semester (93 days)
178							End school year (178 days) Actual last day of school may change.
June	2	3	4	5	6	May 28	No School K-12 Teacher Professional Development - TQ Day

Snow days will be added to the end of the year.

This calendar may be altered, including spring break, if excessive snow days occur.

Day or Workday
Dismissal
Vacation/Holidays
P/T Conferences
Begin School
End Quarter/Semester

()
[]
[]
[]
[]
[]

Classroom Days
P/T Conf. Allowance
Inservice/Workdays
Professional Dev.
Sub Total
Teacher Quality PD
New Teacher PD
1:00 Dismissal - PD

178
2 11/20 and 3/14
5 8/13 8/14 8/15 10/21 1/2
4 8/16 1/20 2/14 4/7
189
1 5/28
2 8/9 8/12
11 8/22 9/11 9/25 10/9 11/6 12/4 2/5 2/19 3/26 4/16 5/7

Additional Days
Classified/Inservice
New Teacher Orientation
Curriculum Writing
Guidance Extended Contract

**ADEL DESOTO MINBURN COMMUNITY SCHOOL DISTRICT
2013-14 SCHOOL CALENDAR
Draft #2**

Classroom Days	M	Tu	W	Th	F		
12	July			1	2	July-Aug.	Curriculum writing, guidance extended contract, & inservice for classified staff. Exact days flexible.
	Aug.	5	6	7	8	Aug. 7 & 8	New teacher workshop
		12	13	14	15	Aug. 9, 12, 13, 14	One meeting day, one work day, one PD day, one work/meeting day
		19	20	21	22	Aug. 15	Classes begin - Dismiss 2:30 PM
		26	27	28	29	Aug. 16	Dismiss 2:30 PM
					30	Aug. 28	Dismiss 1:00 PM; Professional Development meetings
20	Sept.	2	3	4	5	Sept. 2	Labor Day vacation
		9	10	11	12	Sept. 11	Dismiss 1:00 PM; Professional Development meetings
		16	17	18	19		
		23	24	25	26	Sept. 25	Dismiss 1:00 PM; Professional Development meetings
		30					
22	Oct.		1	2	3	Oct. 9	Dismiss 1:00 PM; Professional Development meetings
		7	8	9	10	Oct. 18	End 1st Quarter (46 days)
		14	15	16	17	Oct. 21	No school - Workday
		(21)	22	23	24	Oct. 22	Dismiss 1:00 PM; K-12 P/T Conf. 2:00-8:30 PM
		28	29	30	31	Oct. 24	Dismiss 1:00 PM; K-12 P/T Conf. 2:00-8:30 PM
18	Nov.				1		
		4	5	6	7	Nov. 6	Dismiss 1:00 PM; Professional Development meetings
		11	12	13	14	Nov. 20	No school K-12 - Allowance for P/T Conf.
		18	19	20	21	Nov. 21-22	Thanksgiving vacation
		25	26	27	28		
15	Dec.	2	3	4	5	Dec. 4	Dismiss 1:00 PM; Professional Development meetings
		9	10	11	12		
		16	17	18	19	Dec. 20	End 2nd Quarter (41 days); End 1st Semester (87 days)
		23	24	25	26	Dec. 23-Jan. 1	Christmas vacation
		30	31				
20	Jan.		1	(2)	3	Jan. 1	New Year's Day
		6	7	8	9	Jan. 2	Workday
		13	14	15	16	Jan. 3	Classes resume
		(20)	21	22	23	Jan. 6-9	Grades 9-11 ITEDs
		27	28	29	30	Jan. 20	No School K-12 Teacher Professional Development
19	Feb.	3	4	5	6	Feb. 5	Dismiss 1:00 PM; Professional Development meetings
		10	11	12	13	Feb. 14	No School K-12 Teacher Professional Development
		17	18	19	20	Feb. 19	Dismiss 1:00 PM; Professional Development meetings
		24	25	26	27		
15	Mar.					Mar. 7	End 3rd Quarter (44 days)
		3	4	5	6	Mar. 11	Dismiss 1:00 PM; K-12 P/T Conf. 2:00-8:30 PM
		10	11	12	13	Mar. 13	Dismiss 1:00 PM; K-12 P/T Conf. 2:00-8:30 PM
		17	18	19	20	Mar. 14	No school K-12 - Allowance for P/T Conf.
		24	25	26	27	Mar. 17-21	Spring break
		31				Mar. 26	Dismiss 1:00 PM; Professional Development meetings
21	Apr.		1	2	3	March 31-April 4	Grades 3-8 ITBS
		(7)	8	9	10	April 7	No School K-12 Professional Development meetings
		14	15	16	17	April 16	Dismiss 1:00 PM; Professional Development meetings
		21	22	23	24		
		28	29	30			
16	May			1	2	May 7	Dismiss 1:00 PM; Professional Development meetings
		5	6	7	8	May 15	Seniors last day
		12	13	14	15	May 18	Commencement - 2:30 p.m.
		19	20	21	22	May 22	Dismiss 1:45 PM - Workday
		26	27	28	29		End 4th Quarter (47 days); End 2nd Semester (91 days)
					30		End school year (178 days) Actual last day of school may change.
178	June	2	3	4	5	May 23	No School K-12 Teacher Professional Development - TQ Day
					6	May 26	Memorial Day

Snow days will be added to the end of the year.

This calendar may be altered, including spring break, if excessive snow days occur.

PD Day or Workday
Early Dismissal
Vacation/Holidays
P/T Conferences
Begin School
End Quarter/Semester

()
|
|
|
|
|
|

Classroom Days
P/T Conf. Allowance
Inservice/Workdays
Professional Dev.
Sub Total
Teacher Quality PD
New Teacher PD
1:00 Dismissal - PD

178
2 11/20 and 3/14
5 8/13 8/14 8/15 10/21 1/2
4 8/14 1/20 2/14 4/7
189
1 5/23
2 8/9 8/12
11 8/22 9/11 9/25 10/9 11/6 12/4 2/5 2/19 3/26 4/16 5/7

Additional Days
Classified/Inservice
New Teacher Orientation
Curriculum Writing
Guidance Extended Contract

2013-14 Calendar and PLC Planning IDEAS/THOUGHTS

Calendar Draft #1 – Corresponding dates to 2012-13

- Does not conflict with Iowa State Fair (August 8-18)
- First week – five days. Increase 2:30 releases to 3? 2:00 pm release??
- Same number of early outs (11)
- Four full days of PD in 2nd semester (including TQ funded day) *out of balance*

Only 20 of 38 weeks are five day, full-day weeks

Other ideas for getting 178 days:

1. December 23 work day; January 2 – attendance day
2. January 2 vacation day; January 3 work day; May 27 and 28 attendance days
3. Move February 14 PD day to August; make attendance day
4. No work day on January 2nd

Calendar Draft #2 – Earlier start

1. Start Thursday, August 15
2. End May 22
3. Conflicts with State Fair 2 out of 11
4. First week for students – 2 days

*Reducing early outs
36 hours of collaboration*

General Ideas:

- 11 to 9 (or 8) early outs (September 11, October 9, March 26, others to consider?)
- January 20 or April 7 to August (more front loading of PD)??
- April 7 PD to April 18 (Good Friday)
- February 14 PD to February 21 (State Wrestling Tourney)

PLC Goal: once per week meeting 45 minutes, minimum (tight)

(Loose) How to get this time for each PLC team???

(Tight) Team meeting protocols and record keeping

Ideas: Work/Effort not creating even more time out of school for students ✓

Building Level Ideas:

Offer 7:30-8:15 am PLC time once per week where no PLC time is offered during an early out or full-day PD day.

15 minutes (off contract) x 21 (number of meetings opposite current early out schedule) = 315 minutes

315 x 60 = 5.25 hours

5.25 x \$24.00 = \$126

\$126 x 125 staff = \$15,750