

ADM Community School District, in partnership with our communities, is committed to engaging all students in a challenging and supportive learning environment that ensures individual student success as measured by a comprehensive system of assessments.

"Experiencing Success Today, Achieving Dreams Tomorrow"

NOTICE OF PUBLIC MEETING

You are hereby notified that the Board of Directors of the Adel DeSoto Minburn Community School District will meet at 6:00 p.m. on the 12th day of November 2012, for its regular meeting in the Board Room, Adel, Iowa.

The tentative agenda is as follows:

**BOARD MEETING AGENDA
DISTRICT BOARD ROOM**

**November 12, 2012
6:00 P.M.**

OPENING:

- | | |
|-----------|--|
| 6:00 P.M. | Call to order
Roll call
Emergency additions and adoption of agenda
Honoring Excellence
Retirement Recognition |
| 6:05 | Consent agenda
Approval of minutes
Approval of bills/claims and transfers
Secretary/Treasurer financial reports
Personnel contracts
900 Board Policy Series – First Reading
800 Board Policy Series – Second and Final Reading
Board Policy 103, 103.E1, 103.R1 – First Reading
IDATP participation
Open enrollment
Welcome of visitors and open forum |

ACTION ITEMS:

- | | |
|------|--|
| 6:30 | RSP Contract for Enrollment Projections |
| 6:40 | Affirmative Action Plan |
| 6:50 | School Budget Review Committee Modified Allowable Growth Application - \$147,515 |
| 6:55 | Resolution Authorizing Issuance of Procurement Cards (P Cards) |

ADMINISTRATIVE REPORTS/DISCUSSION ITEMS:

- | | |
|------|--|
| 7:05 | Written Language Professional Development Update |
| 7:25 | Activities Director Quarterly Report |
| 7:40 | DMACC Perry Career Center update |
| 7:50 | Advanced Placement results 2012 |
| 8:00 | Iowa Assessment State/Local Comparisons 2012 |
| 8:10 | Professional Learning Communities PD update |
| 8:25 | Adjournment |

ADEL DESOTO MINBURN COMMUNITY SCHOOL DISTRICT
801 Nile Kinnick Drive S.
Adel, Iowa 50003
(515) 993-4283

Nancy Gee
Secretary
Board of Directors

**Adel Desoto Minburn Board of Education
Regular Meeting – Monday, November 12, 2012
6:00 p.m. @ ADM MS/Board Room**

Attendance:

Present:

Absent:

Tim Canney

Bart Banwart

Kelli Book

Rod Collins

Kim Roby

Superintendent Greg Dufoe

Secretary Nancy Gee

Call to Order/Roll Call: President Tim Canney called the meeting to order. Roll call was taken. Present were President Tim Canney, Rod Collins, Bart Banwart, Vice President Kim Roby and Kelli Book.

Agenda: It was moved by Book, seconded by Roby, to adopt the agenda as presented. Motion carried unanimously.

Honoring Excellence: Kendra Wolf was nominated to receive the Honoring Excellence award by her colleagues at DeSoto and Debbie Stiles. Kendra teaches technology at DeSoto Intermediate and is also our technology integrationist with a focus on state data reporting and our student information system. Debbie Stiles, Sondra Hovey, and Jodi Banse detailed Kendra's service for going above and beyond in her profession.

Retirement Recognition: Nutrition Director Liz Severidt gave Sandy Tiedeman a plaque recognizing her years of service to ADM Schools. Sandy was a long-time food service employee and retired in mid-August.

Consent Agenda: It was moved by Banwart, seconded by Roby to approve the items under the consent agenda as presented. Motion carried unanimously. Minutes, bills and claims, and financial reports were reviewed and accepted. Resignations were accepted from Nancy Abbot, driver, Tena McNeal, payroll specialist, and Jennifer Reames, associate. Pending successful background checks, new contracts were offered to David Maynard, driver, Ryan Henderson, coach, and Larry Schrock, associate. New contracts were approved for Jason Kilker, coach, and Ashley Krugler, associate. The Series 900 Board policies received the first reading with the exception of 904.5, which needs further review. The Series 800 Board policies (focused on facilities) received the second and final reading with no changes. Board policies 103, 103.E1, 103.R1 received the first reading. Changes to these policies are needed to include more categories in the non-discriminatory statement. The Board will participate in the

Iowa Drug and Alcohol Testing Program for 2012-13. Request in for open enrollment for Natalie Selover, K, from Van Meter for 2013-14 was approved.

Welcome of Visitors/Open Forum: President Canney welcomed visitors and invited public comments during Open Forum. No one spoke.

RSP Contract for Enrollment Projections: It was moved by Roby, seconded by Book to contract with RSP for an enrollment analysis for a five-year and a ten-year projection at a cost of \$11,000. Motion carried with 4 ayes. Director Collins voted nay.

Affirmative Action Plan: It was moved by Book, seconded by Collins to approve the Affirmative Action Plan for 2010-2012. (Any policies attached will be replaced with reviewed or revised policies.) Motion carried unanimously.

School Budget Review Committee Modified Allowable Growth for Increased Enrollment Application for 2012-13: It was moved by Roby, seconded by Collins to apply for allowable growth for increased enrollment in the amount of \$147,515. The budgeted enrollment increased by 24.5 students. Motion carried unanimously.

Resolution Authorizing Issuance of Procurement Cards (P Cards): Business Manager Nancy Gee recommended the use of procurement cards for paying some of the expenses for the District. The benefits to using a p-card are that it can reduce the amount of purchase orders and small dollar amount checks issued each month. It is also convenient for obtaining critically needed items. The advantages of p-cards over credit cards are that there is much more control. The District sets limits as to where purchases can be made as well as dollar limits. The Iowa Association of School Business Officials partners with the Illinois Association of School Business Officials in a program that has no implementation fees, annual fees, or transaction charges. It was moved by Collins, seconded by Book to adopt the resolution authorizing issuance of individual procurement cards. The resolution states, *"Whereas, the Board of Education of the Adel DeSoto Minburn Community School District has the authority to enter into an agreement with the Bank of Montreal for purchasing cards. Now, THEREFORE, BE IT RESOLVED by the Board of Education of the Adel DeSoto Minburn Community School District that the Superintendent/Board Secretary are authorized to enter into an Agreement with the Bank of Montreal to secure Procurement Cards for each authorized employee of the school district under such terms and conditions as approved by the Board. The Board authorizes the Superintendent/Board Secretary/Business Manager to execute a P-Card program on its behalf."* Motion carried unanimously.

Administrative Reports:

Written Language Professional Development Update: Principal Carole Erickson introduced DeSoto Intermediate teachers, Julie McAdon and Cheryl Saunders who gave an update on the written language implementation.

Activities Director Quarterly Report: Activities Director Doug Gee gave an update on the fall sports and fine arts seasons.

DMACC Perry Career Center Update: Principal Lee Griebel gave an update on the participation levels at the DMACC Perry Career Center.

Advanced Placement Results 2012: Principal Lee Griebel reviewed the 2012 AP results.

Iowa Assessment State/Local Comparisons 2012: Superintendent Dufoe provided comparisons in math and reading. In most cases, the District's performance is much stronger than the State.

Professional Learning Communities – Professional Development: Superintendent provided updates regarding professional development activities, which include contracting services with Solution Tree for on-site professional development.

Superintendent called the Board's attention to several important calendar dates.

Adjournment:

It was moved by Roby, seconded by Banwart to adjourn. The motion carried unanimously. President Canney adjourned the meeting at 7:29 p.m.

Presented
Minutes approved as

12-10-12
Dated

Tim Canney
Tim Canney, President

Nancy Gee
Nancy Gee, Secretary

RESOLUTION AUTHORIZING ISSUANCE OF INDIVIDUAL PROCUREMENT CARDS

WHEARAS, the Board of Education of the Adel DeSoto Minburn Community School District has the authority to enter into an agreement with the Bank of Montreal for purchasing cards.

NOW, THEREFORE, BE IT RESOLVED by the Board of Education of the Adel DeSoto Minburn Community School District that the Superintendent/Board Secretary are authorized to enter into an Agreement with the Bank of Montreal to secure Procurement Cards for each authorized employee of the school district under such terms and conditions as approved by the Board.

The Board of Education authorizes the Superintendent/Board Secretary/Business Manager to execute a p-Card program agreement on its behalf.

Approved this 12 day of November 2012.

Ayes 5

Nays -0-

President: Tim Canney
(Tim Canney)

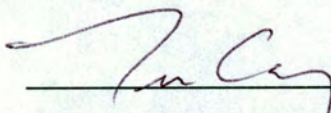
Date: 10/12/12

ADEL DESOTO MINBURN CSD
BOARD REPORT SUMMARY
November 12, 2012

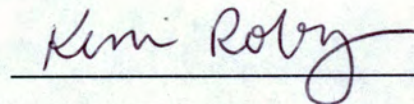
Fund #	Fund Description	Amount
Fund 10	General Fund	460,239.71
Fund 21	Activity Fund	48,457.87
Fund 22	Management Fund	0.00
Fund 33	SILO/SAVE Fund	22,383.70
Fund 36	PPEL Fund	1,428.00
Fund 40	Debt Service Fund *	267,087.50
Fund 61	Nutrition Fund	53,636.13
Fund 62	Child Care Fund	254.72
Fund 91	Agency Fund	17,798.14
	TOTAL	871,285.77

October Payroll (Additional)


Fund 10	2,315.50
Fund 21	130.00




TIM CANNEY




KIM ROBY



KELLI BOOK



ROD COLLINS



BART BANWART

11/08/2012 12:15 PM

Posted; Check Date 7 Records Selected; Fund 10, 33, 36, 40

User ID: NGEE

Check #	Vendor Name	Vendor Description	Amount
Checking Account: 1	Fund: 10	GENERAL FUND	
91869	ACCESS SYSTEMS	SUPP.	120.13
91871	ADEL ROTARY CLUB	FEES	135.00
91872	AHLERS AND COONEY, P.C.	SERV.	289.00
91873	ALLEY AUTO SALES	SERV.	224.00
91874	AMERICAN LEGACY PUBLISHING, INC	SUPP	12.95
91876	AREA 11	SUPP.	2,166.63
91877	ARNOLD MOTOR SUPPLY	SUPP.	239.85
91879	AUTO-JET MUFFLER	SUPP.	1,361.37
91880	BALDON HARDWARE	SUPP.	2,665.32
91881	BARCLAY WOOD TOYS AND BLOCKS	SUPP	56.16
91882	BARNES & NOBLE	SUPP.	106.93
91883	BORST, RICK	SERV.	3,593.75
91813	BP	SUPP.	11,542.07
91884	BREEDING'S TRUE VALUE	SERV.	89.20
91885	C H MCGUINESS	SERV.	360.66
91886	CAM SCHOOL DISTRICT	TUITION	1,470.75
91887	CAPITAL SANITARY	SUPP.	2,160.81
91888	CAROLINA BIOLOGICAL SUPPLY	SUPP.	116.59
91889	CASEY'S GENERAL STORE	SUPP.	107.92
91890	CENGAGE LEARNING	SUPP.	33.95
91891	CENTER GROVE APPLE ORCHARD	FEES	536.00
91892	CENTURYLINK	SERV.	1,312.86
91893	CITY OF ADEL	UTIL	3,414.79
91894	CITY OF DESOTO	UTIL.	647.39
91895	CITY OF MINBURN	UTIL.	151.86
91850	CIVIC CENTER OF DES MOINES	FEES	516.00
91896	COMMUNICATION INNOVATORS INC.	SERV.	510.00
91897	COMPANION CORPORATION	SUPP.	130.00
91898	CULLIGAN	SERV.	115.00
91899	CUMMINS CENTRAL POWER LLC	SUPP.	3,143.87
91900	DAHL'S FOOD MARTS	SUPP.	445.45
91901	DAKTRONICS, INC.	SUPP.	183.75
91902	DALLAS CENTER-GRIMES CSD	TUITION	16,325.33
91903	DALLAS COUNTY NEWS	PUBL.	1,406.19
91818	DE LAGE LANDEN FINANCIAL SERVICES	SERV.	787.00
91905	DEMCO	SUPP.	318.90
91907	DIAM PEST CONTROL	SERV.	120.00
91908	DISCOVERY EDUCATION	SUPP.	68.45
91911	DMACC	TUITION	9,819.00
91912	DOMINO'S PIZZA	SUPPS	131.04
91913	DRIVE TEK, LLC	SERV	911.20
91914	DUFOE, GREGORY	TRAVEL	40.00
91915	EAI EDUCATION	SUPP.	24.90
91916	EARLHAM CSD	TUITION	1,470.75
91917	ED RANDOLPH SIGNS AND GRAPHICS	SERV	52.50
91919	ERICKSON, CAROLE	TRAVEL	264.00

11/08/2012 12:15 PM

Posted; Check Date 7 Records Selected; Fund 10, 33, 36, 40

User ID: NGEE

Check #	Vendor Name	Vendor Description	Amount
91921	EXCEL MECHANICAL CO., INC.	SERV.	2,551.00
91861	FANS EDGE	SERV	32.39
91924	FAREWAY	SUPP	435.31
91925	FARROW, JAY	SERV.	120.00
91926	FASTENAL COMPANY	SUPP.	97.68
91927	FIRSTCALL	SUPP.	139.99
91928	FOLLETT LIBRARY RESOURCE	SUPP.	213.04
91929	FREIGHTLINER OF DES MOINES INC.	SUPP.	320.20
91930	GRAPHIC EDGE, THE	SUPP.	153.21
91931	GRAYBAR ELECTRIC	SUPP.	340.14
91932	HAL LEONARD CORPORATION	SUPP.	195.00
91933	HAMMOND&STEPHENS CLASSROOM TEACHER TOOLS	SUPP.	44.06
91934	HANDWRITING WITHOUT TEARS	SUPP.	23.20
91820	HEINEMANN PROFESSIONAL DEVELOP	FEES	641.15
91936	HIGHSMITH CO	SUPP.	65.58
91937	HILLYARD/DES MOINES SANITARY SUPPLY CO.	SUPP.	1,678.93
91939	HOTSY CLEANING SYSTEMS, INC	SUPP.	106.00
91941	IHSMA	FEES	100.00
91822	IMEA	SERV	40.00
91943	INDIAN HILLS COMMUNITY COLLEGE	TUITION	1,250.00
91945	INLAND TRUCK PARTS & SERVICE	SUPP.	179.66
91946	INTERNATIONAL READING ASSN.	FEES	39.00
91947	INTERSTATE BATTERY SYSTEM OF DES MOINES	SUPP.	317.85
91948	IOWA COMMUNICATIONS NETWORK	SERV.	359.11
91950	IOWA WORKFORCE DEVELOPMENT	FEES	600.00
91839	J A SEXAUER	SUPP.	273.19
91952	J.P. COOKE CO.	SUPP.	32.14
91953	J.W. PEPPER	SUPP.	542.86
91955	JOHNSTONE SUPPLY	SUPP.	25.76
91956	JUNIOR LIBRARY GUILD	SUPP.	684.00
91805	KELLER, MONTE STEVEN	SERV.	525.00
91961	LAKESHORE	SUPP.	183.48
91962	LASER RESOURCES	SERV.	1,775.11
91963	LEARNING POST, THE	SUPP.	49.90
91964	LEGO EDUCATION	FEES	477.11
91965	LOWE'S	SUPP.	168.30
91829	MEDIACOM	SERV.	379.90
91967	MENARD, INC.	SUPP.	1,883.56
91968	MIDAMERICAN	UTIL.	12,847.62
91969	MIDWEST WHEEL CO.	SUPP.	107.20
91970	MINBURN TELEPHONE	TEL.	34.47
91971	MISSISSIPPI BEND AEA	SUPP.	60.00
91972	NAPA AUTO PARTS	SUPP.	166.15
91974	NEWBRIDGE PUBLISHING	SUPP.	323.40
91977	OFFICE DEPOT	SUPP.	1,634.37
91978	ONTERRA SYSTEMS	SERV.	660.00
91979	OXFORD UNIVERSITY PRESS	SUPP.	97.90

11/08/2012 12:15 PM

Posted; Check Date 7 Records Selected; Fund 10, 33, 36, 40

User ID: NGEE

<u>Check #</u>	<u>Vendor Name</u>	<u>Vendor Description</u>	<u>Amount</u>
91980	PANORAMA CSD	FEES	7,353.75
91981	PAPERCUT SOFTWARE INTERNATIONAL	SERV	295.00
91982	PARKER, AMANDA	TRAVEL	88.80
91983	PAUL'S PEST CONTROL	SERV.	70.00
91984	PAYMENT REMITTANCE CENTER	SUPP.	983.15
91986	PEARSON EDUCATION	SUPP.	879.67
91987	PERRY CSD	TUITION	4,412.25
91989	PITSCO EDUCATION	SUPP.	38.45
91990	PLUMBMASTER	SUPP.	103.52
91865	POSTMASTER	POSTAGE	445.52
91991	PROJECT LEAD THE WAY	GRANT	3,220.41
91992	PURCHASE POWER	SUPPS.	118.77
91993	QUILL	SUPP.	121.98
91995	REALLY GOOD STUFF INC.	SUPP.	233.40
91996	REBEL, JENNIFER	REIMB	40.00
91997	REM DEVELOPMENTAL SERVICES, INC	TUITION	43.60
92000	RIEMAN MUSIC.	SUPP.	505.68
92001	ROY'S MOTOR SERVICE	SERV.	330.00
91842	SAM'S CLUB	SUPP.	33.60
92002	SCHOLASTIC BOOK FAIRS-08	SUPP.	2,843.79
92003	SCHOOL HEALTH CORP.	SUPP.	144.03
92004	SCHOOL SPECIALTY	SUPP.	601.20
91834	SCIBA	FEES	233.00
92006	SCOTT'S AUTO GLASS	SERV.	525.00
91810	SEABURY & SMITH, INC. IOWA FIDUCIARY	INSURANCE	217,907.14
91867	SEMINOLE RETAIL ENERGY SERVICES, LLC	SERV.	1,252.16
92008	SHERWIN WILLIAMS	SUPP.	291.74
92009	SMILE MAKERS	SUPP.	32.95
92010	SMITHS SEWER SERVICE	SERV.	70.00
91846	SOLUTIONS TREE	SUPP.	5,200.00
91837	SPRINGER PEST SOLUTIONS	SERV.	450.00
92011	STANDARD STATIONERY	SUPP.	671.75
91812	SUBWAY #12091	SUPP.	50.50
91868	TARGET STORES	SUPP.	72.06
92014	THE ITEC CONFERENCE	FEES	450.00
92016	THOMAS BUS SALES	SUPPS.	486.85
92017	TIME FOR KIDS	SUPP.	230.00
92020	UNIVERSITY OF NORTHERN IOWA	SERV.	450.00
92021	URBANDALE COMMUNITY SCHOOL DISTRICT	TUITION	16,082.20
91847	US CELLULAR	TEL.	113.83
91859	US POSTAL SERVICE	POSTAGE	2,543.00
92023	VAN METER CSD	TUITION	52,947.00
92024	VIRCO	SUPPS.	3,705.12
92025	WADE'S AUTO GLASS INC	SERV	252.00
92026	WALSH DOOR & HARDWARE CO	SUPP.	200.62
92027	WASTE MANAGEMENT OF IOWA	DISPOSAL	1,141.04
92028	WAUKEE CSD	FEES	22,061.25

11/08/2012 12:15 PM

Posted; Check Date 7 Records Selected; Fund 10, 33, 36, 40

User ID: NGEE

<u>Check #</u>	<u>Vendor Name</u>	<u>Vendor Description</u>	<u>Amount</u>
91860	WAVERLY-SHELL ROCK SENIOR HIGH	SERV	42.00
92029	WEST DES MOINES CSD	TUITION	1,029.53
91849	WILKEN, LISA	STARTUP	125.00
92030	WINDSTREAM	SERV.	355.91
92031	WINTERSET CSD	FEES	1,470.75
92032	WOLFE MACHINERY CO	SUPP.	1,208.35
92033	WOODIN, GREG	TRAVEL	85.26
92034	WOODWARD GRANGER CSD	FEES	2,720.99
92035	WORLD RESEARCH COMPANY	SERV.	202.95
Fund Total:			460,239.71
Checking Account: 1 Fund: 33 CAPITAL PROJECTS SILO FUND			
91910	DLR GROUP	SERV	2,472.24
91921	EXCEL MECHANICAL CO., INC.	SERV.	10,109.50
91994	R L CRAFT CO. INC.	SERV.	733.76
92019	TURNKEY CONSTRUCTION, INC.	SERV.	9,068.20
Fund Total:			22,383.70
Checking Account: 1 Fund: 36 PHYSICAL PLANT & EQUIP LEVY FUND			
91918	ELECTRONIC ENGINEERING	SERV.	1,428.00
Fund Total:			1,428.00

11/08/2012 12:16 PM

Posted; Check Date 7 Records Selected; Fund 21, 22

User ID: NGEE

Check #	Vendor Name	Vendor Description	Amount
Checking Account: 1	Fund: 21	STUDENT ACTIVITY FUND	
91797	ABEL, BRYANT	OFFICIAL	130.00
91870	ADEL FLOWERS & GIFTS	SUPP.	10.00
91875	ANDERSON SCALE CO.	SERV.	115.00
91878	ATLANTIC CSD	FEES	105.00
91838	BOSTON, BRODY	SERV.	106.00
91814	BRUNKHORST, TIM	OFFICIAL	130.00
91817	DAVIS, GREG	OFFICIAL	130.00
91904	DECKER SPORTING GOODS	SUPP.	4,538.50
91906	DEPUE, JAMES	SERV.	200.00
91909	DLH GRAFX	SUPP	1,087.52
91924	FAREWAY	SUPP	299.15
91930	GRAPHIC EDGE, THE	SUPP.	10,552.46
91819	HAWKINS, KEITH	OFFICIAL	95.00
91935	HEALY AWARDS	SUPP.	118.92
91801	HENRY, SCOTT	OFFICIAL	130.00
91821	HIGGINS, JASON	OFFICIAL	70.00
91938	HORIZON PRINTING CO.	SUPP.	61.25
91940	HY-VEE FOOD STORES	SUPP.	225.10
91942	IMAGE MARKET	SUPP.	695.00
91823	IOWA CENTRAL CHEER	SERV	160.00
91949	IOWA HIGH SCHOOL GOLF COACHES ASSOC.	DUES	45.00
91824	IOWA HIGH SCHOOL SPEECH ASSOC.	FEES	115.00
91825	IOWA SPORTS SUPPLY INC	SUPP.	120.00
91951	ISDTA	FEES	8.00
91826	JACOBUS, LARRY	OFFICIAL	130.00
91803	JENSEN, BLAKE	OFFICIAL	130.00
91954	JIM'S JOHNS	SERV.	120.00
91804	JOHNSON, NEILS	OFFICIAL	130.00
91827	JONES, ALLEN	OFFICIAL	140.00
91958	KELLER, MONTE STEVEN	SERV.	350.00
91959	KNOXVILLE HIGH SCHOOL	FEES	75.00
91828	KRUGER, BLAKE	OFFICIAL	70.00
91960	KUM & GO	FUEL	80.00
91806	MARTIN BROS.	SUPP.	970.99
91966	MASON CITY HIGH SCHOOL	FEES	90.00
91967	MENARD, INC.	SUPP.	181.13
91973	NASSP	FEES	216.80
91807	NEWTON HIGH SCHOOL	SERV	85.00
91975	NU LINE PROMOTIONS	SERV.	783.00
91830	PALMER, SCOTT	OFFICIAL	140.00
91808	PAYMENT REMITTANCE CENTER	SUPP.	784.66
91985	PEAK PERFORMANCE	SERV	333.00
91988	PERRY HIGH SCHOOL	FEES	100.00
91998	RESILITE	SUPP	17,006.00
91832	RUSSELL, ROD	OFFICIAL	130.00
91842	SAM'S CLUB	SUPP.	1,088.72

11/08/2012 12:16 PM

Posted; Check Date 7 Records Selected; Fund 21, 22

User ID: NGEE

<u>Check #</u>	<u>Vendor Name</u>	<u>Vendor Description</u>	<u>Amount</u>
91843	SCHOOL ADMINISTRATORS OF IOWA	FEES	735.00
91835	SCRIMAGER, BRIAN	OFFICIAL	95.00
91836	SMITH, TIM	OFFICIAL	130.00
91811	SOUKUP, RICHARD	OFFICIAL	130.00
92012	STUDYVIN, RONNA	TRAVEL	98.49
92013	TEAM GO FIGURE	SUPP	421.00
92018	TROPHIES PLUS	SUPP.	99.78
92022	US ACADEMIC DECATHLON	SUPP.	614.90
91848	VARSITY	SUPP.	3,752.50
Fund Total:			48,457.87

11/08/2012 12:17 PM

Posted; Check Date 7 Records Selected; Fund 61, 62, 81, 91

User ID: NGEE

<u>Check #</u>	<u>Vendor Name</u>	<u>Vendor Description</u>	<u>Amount</u>
Checking Account: 1 Fund: 61 SCHOOL NUTRITION FUND			
91869	ACCESS SYSTEMS	SUPP.	138.99
91923	FAREWAY	SUPP	36.89
91944	INLAND LEASING	SERV.	534.96
91863	INTERSTATE BRANDS COMPANIES	SUPP.	580.54
91957	KECK, INC.	SUPP.	2,218.48
91864	MARTIN BROS.	SUPP.	38,767.10
91866	ROBERTS DAIRY	SUPPS.	6,636.91
91857	ROBERTS DAIRY COMPANY	SUPP.	1,657.64
91810	SEABURY & SMITH, INC. IOWA FIDUCIARY	INSURANCE	3,064.62
Fund Total:			53,636.13
Checking Account: 1 Fund: 62 CHILD CARE FUND			
91810	SEABURY & SMITH, INC. IOWA FIDUCIARY	INSURANCE	254.72
Fund Total:			254.72
Checking Account: 1 Fund: 91 AGENCY FUND			
91893	CITY OF ADEL	UTIL SRO	6,815.14
91816	DALLAS COUNTY PUBLIC HEALTH NURSING	SERV.	2,025.00
91852	IOWA GIRLS HIGH SCHOOL ATHLETIC UNION	FEES	1,782.00
91853	IOWA HIGH SCHOOL ATHLETIC ASSOCIATION	FEES	7,176.00
Fund Total:			17,798.14

**ADEL DESOTO MINBURN CSD
NOVEMBER 2012 PAYROLL**

<u>TECH WORK</u>		
C. Tilley	027-18 HR	\$ 265.50
TOTAL		\$ 265.50
<u>WEB WORK</u>		
C. Tilley	038-52 HR	\$ 1,248.00
TOTAL		\$ 1,248.00
<u>TUTORING</u>		
L. Boston	032-3 HR	\$ 48.00
H. Edgerly	032-1 HR	\$ 16.00
A. Heitz	032-8.5 HR	\$ 136.00
C. Hradek	032-3 HR	\$ 48.00
J. Markus	032-.75 HR	\$ 12.00
E. Paglia	032-1 HR	\$ 16.00
S. Knute	032-2.25 HR	\$ 36.00
D. Lewis	032-3.5 HR	\$ 56.00
J. Markus	032-1.5 HR	\$ 24.00
J. Seidl	032-4 HR	\$ 64.00
B. Shields	032-3 HR	\$ 48.00
C. Sloss	032-8.75	\$ 140.00
T. Studyvin	032-.75 hr	\$ 12.00
T. Tiffany	032 - 6 HR	\$ 96.00
TOTAL		\$ 752.00
<u>OFFICIALS</u>		
J. Begley		\$ 65.00
S. Schroeder		\$ 65.00
TOTAL		\$ 130.00
<u>CLOTHING REIMBURSEMENT</u>		
M. Christensen		\$ 50.00
TOTAL		\$ 50.00
GRAND TOTAL		\$ 2,445.50

To The Board of Directors
ADM Community School District
General Fund - Monthly Revenue and Expense Comparison (Cash Basis)
September 30, 2012

MONTH	2008-09		2009-10		2010-11		2011-12		2012-13	
	Monthly Revenue	% of Budget	Monthly Revenue	% of Budget	Monthly Revenue	% of Budget	Monthly Revenue	% of Budget	Monthly Revenue	% of Budget
JULY	\$ 219,364	1.65%	\$ 103,613	0.81%	\$ 190,423	1.37%	\$ 93,425	0.65%	\$ 127,528	0.89%
AUGUST	54,496	2.06%	231,374	2.62%	127,878	2.30%	167,235	1.82%	224,921	2.46%
SEPT	911,729	8.93%	1,100,680	11.22%	1,161,947	10.68%	1,060,284	9.24%	1,149,987	10.48%
OCT	2,247,446	25.85%	2,169,650	28.18%	2,378,012	27.85%	2,602,241	27.44%	2,196,814	25.81%
NOV	1,557,170	37.58%	1,319,763	38.49%	1,293,463	37.18%	1,403,740	37.26%		
DEC	1,272,331	47.16%	1,265,552	48.38%	1,409,297	47.35%	1,420,998	47.21%		
JAN	948,182	54.30%	863,950	55.14%	1,036,909	54.83%	1,067,515	54.67%		
FEB	948,554	61.44%	779,871	61.23%	859,824	61.04%	816,117	60.38%		
MAR	855,752	68.13%	844,357	67.83%	831,998	67.04%	1,097,275	68.06%		
APR	2,194,119	84.65%	2,269,658	85.57%	2,526,286	85.28%	2,362,469	84.59%		
MAY	1,285,323	94.33%	1,043,383	93.72%	1,185,391	93.83%	1,388,593	94.30%		
JUNE	\$ 791,033	100.28%	1,002,076	101.56%	1,041,032	101.34%	955,778	100.99%		
ACTUAL	\$ 13,285,499		\$ 12,993,926		14,042,459		14,435,670		3,699,249	

BUDGET \$ 13,280,264 \$ 12,794,789 \$ 13,856,194 \$ 14,294,742 * \$ 14,336,843

MONTH	2008-09		2009-10		2010-11		2011-12		2012-13	
	Monthly Expense	% of Budget	Monthly Expense	% of Budget	Monthly Expense	% of Budget	Monthly Expense	% of Budget	Monthly Expense	% of Budget
JULY	\$ 789,010	1.39%	\$ 852,011	6.66%	\$ 800,977	6.18%	\$ 871,499	6.45%	\$ 895,629	6.25%
AUGUST	883,363	8.25%	918,234	13.83%	905,255	13.17%	942,287	13.43%	909,350	12.59%
SEPT	943,680	15.58%	972,087	21.42%	959,739	20.58%	947,993	20.44%	1,072,747	20.07%
OCT	955,441	23.01%	936,108	28.74%	925,999	27.73%	955,399	27.52%	1,056,909	27.45%
NOV	1,046,195	31.13%	988,028	36.45%	967,990	35.21%	1,069,921	35.44%		
DEC	1,516,399	42.92%	1,540,680	48.49%	1,569,525	47.32%	1,464,360	46.28%		
JAN	1,046,838	51.05%	901,849	55.54%	1,000,754	55.05%	1,043,229	54.00%		
FEB	1,053,443	59.23%	1,037,789	63.64%	1,116,461	63.67%	1,133,363	62.39%		
MAR	983,354	66.87%	931,958	70.92%	1,054,572	71.81%	1,010,332	69.87%		
APR	1,068,079	75.17%	1,049,435	79.12%	1,018,081	79.67%	1,114,915	78.12%		
MAY	991,543	82.87%	1,004,610	86.97%	1,087,904	88.07%	1,118,188	86.40%		
JUNE	1,212,968	92.30%	1,287,364	97.03%	1,218,826	97.48%	1,434,036	97.02%		
ACTUAL	\$ 12,490,313		\$ 12,420,154		12,626,083		13,105,523		3,934,635	

BUDGET \$ 12,871,822 \$ 12,800,686 \$ 12,952,506 \$ 13,508,649 * \$ 14,336,437

Adel DeSoto Minburn Community School District
Revenue Totals
October 2012

	<u>PREVIOUS</u>	<u>THIS MONTH</u>	<u>TO DATE</u>	<u>BUDGET</u>	<u>% OF BUDGET</u>
<u>GOVERNMENTAL FUNDS REVENUE</u>					
<u>GENERAL FUND</u>					
LOCAL SOURCES	\$734,655.98	\$1,462,503.96	\$2,197,159.94	\$6,095,631.00	36.04%
STATE SOURCES	752,680.99	734,309.60	1,486,990.59	7,857,714.00	18.92%
FEDERAL SOURCES	<u>15,098.82</u>	<u>0.00</u>	<u>15,098.82</u>	<u>383,498.00</u>	3.94%
SUBTOTAL	\$1,502,435.79	\$2,196,813.56	\$3,699,249.35	\$14,336,843.00	25.80%
<u>SAVE (SILO) FUND</u>	277,452.99	91,519.59	368,972.58	1,101,200.00	33.51%
<u>DEBT SERVICE FUND</u>	324,203.72	331,056.48	655,260.20	1,534,848.00	42.69%
<u>SPECIAL REVENUE FUNDS</u>					
<u>MENT FUND</u>	61,177.65	181,189.33	242,366.98	582,500.00	41.61%
<u>PHYSICAL PLANT & EQUIPMENT FUND</u>	51,412.76	159,690.70	211,103.46	512,585.00	41.18%
<u>STUDENT ACTIVITY FUND</u>	104,086.42	43,761.52	147,847.94	396,500.00	37.29%
<u>PROPRIETARY FUNDS REVENUE</u>					
<u>SCHOOL NUTRITION FUND</u>	92,251.67	91,795.86	184,047.53	799,100.00	23.03%
<u>DAY CARE FUND</u>	12,871.10	7,737.14	20,608.24	65,050.00	31.68%
<u>FIDUCIARY FUNDS REVENUE</u>					
<u>SCHOLARSHIP TRUST FUND</u>	0.00	0.00	0.00		
<u>AGENCY FUND</u>	<u>5,185.00</u>	<u>8,958.00</u>	<u>14,143.00</u>		
TOTAL ALL FUNDS	<u>\$2,431,077.10</u>	<u>\$3,112,522.18</u>	<u>\$5,543,599.28</u>		

Adel DeSoto Minburn Community School District
Expenditure Totals
October 2012

	<u>PREVIOUS</u>	<u>THIS MONTH</u>	<u>TO DATE</u>	<u>BUDGET</u>	<u>% OF BUDGET</u>
<u>GOVERNMENTAL FUNDS EXPENDITURE</u>					
<u>GENERAL FUND</u>					
DISTRICT WIDE	\$820,632.96	\$287,770.00	1,108,402.96	\$5,159,164.00	21.48%
HIGH SCHOOL	608,270.01	234,220.24	842,490.25	2,694,270.00	31.27%
OLD 6-7 BUILDING	5,305.43	3,417.53	8,722.96	24,760.00	35.23%
MIDDLE SCHOOL 6-8	459,000.24	169,028.27	628,028.51	2,029,181.00	30.95%
DESOTO INTERMEDIATE	438,614.11	157,087.14	595,701.25	1,917,603.00	31.06%
MINBURN ELEMENTARY	3,052.27	2,220.95	5,273.22	28,050.00	18.80%
ADEL ELEMENTARY	<u>542,850.74</u>	<u>203,165.27</u>	746,016.01	<u>2,483,409.00</u>	30.04%
SUBTOTAL	\$895,695.67	\$1,056,909.40	\$3,934,635.16	\$14,336,437.00	27.45%
<u>SAVE (SILO) FUND</u>	533,671.28	56,843.25	590,514.53	950,000.00	62.16%
<u>DEBT SERVICE FUND</u>	136,330.61	0.00	136,330.61	1,547,074.00	8.81%
<u>SPECIAL REVENUE FUNDS</u>					
<u>MANAGEMENT FUND</u>	418,352.17	575.05	418,927.22	656,500.00	63.81%
<u>PHYSICAL PLANT & EQUIPMENT FUND</u>	349,211.45	36,376.00	385,587.45	460,000.00	83.82%
<u>STUDENT ACTIVITY FUND</u>	62,423.72	54,709.38	117,133.10	397,350.00	29.48%
<u>PROPRIETARY FUNDS</u>					
<u>SCHOOL NUTRITION FUND</u>	154,100.95	90,399.77	244,500.72	792,000.00	30.87%
<u>DAY CARE FUND</u>	4,736.13	3,793.32	8,529.45	65,000.00	13.12%
<u>FIDUCIARY FUNDS REVENUE</u>					
<u>SCHOLARSHIP TRUST FUND</u>	0.00	0.00	0.00		
<u>AGENCY FUND</u>	11,805.66	10,983.00	22,788.66		
TOTAL ALL FUNDS	<u>\$2,566,327.64</u>	<u>\$1,310,589.17</u>	<u>\$5,858,946.90</u>	<u>\$19,204,361.00</u>	

**To The Board of Directors
ADM Community School District
Statement of Current Assets
For Month Ending October 31, 2012 (Cash Basis)**

	Governmental Funds						Proprietary Funds		Fiduciary Funds		ALL FUNDS
	10 General Operating	21 Student Activity	22 Management	36 Physical Plant & Equipment	33 Cap Projects Sales Tax	40 Debt Service	61 School Nutrition	62 Day Care	81 Scholarship	91 Agency	TOTALS
Previous Month Balance	\$ 3,696,405.44	\$ 354,939.71	\$ 709,605.85	\$ (670.25)	\$ 424,888.68	\$ 8,802,913.48	\$ 162,813.44	\$ 69,376.44	\$ 550.00	\$ 1,125.00	\$ 14,221,947.79
Receipts	2,196,813.56	43,761.52	181,189.33	159,690.70	91,519.59	331,056.48	91,795.86	7,737.14	-	8,958.00	3,112,522.18
Previous Month Ins W/H	(6,124.43)						(594.56)	(1.21)			(6,720.20)
Total Funds Available	\$ 5,887,094.57	\$ 398,701.23	\$ 890,795.18	\$ 159,020.45	\$ 516,408.27	\$ 9,133,969.96	\$ 254,014.74	\$ 77,112.37	\$ 550.00	\$ 10,083.00	\$ 17,327,749.77
Disbursements	1,056,909.40	54,709.38	575.05	36,376.00	56,843.25	-	90,399.77	3,793.32	-	10,983.00	1,310,589.17
Ending Balance	<u>\$ 4,830,185.17</u>	<u>\$ 343,991.85</u>	<u>\$ 890,220.13</u>	<u>\$ 122,644.45</u>	<u>\$ 459,565.02</u>	<u>\$ 9,133,969.96</u>	<u>\$ 163,614.97</u>	<u>\$ 73,319.05</u>	<u>\$ 550.00</u>	<u>\$ (900.00)</u>	<u>\$ 16,017,160.60</u>
Cash in Bank	\$ 4,824,566.44	\$ 338,651.85	\$ 890,220.13	\$ 122,644.23	\$ 184,171.00	\$ 437,281.70	\$ 78,815.59	\$ 70,774.82	\$ 550.00	\$ (900.00)	\$ 6,946,775.76
Cash Change Funds	-	-	-	-	-	-	200.00	-	-	-	\$ 200.00
ISJIT	3,889.62	5,340.00	-	0.22	-	-	125,694.44	2,545.00	-	-	\$ 137,469.28
Escrow - Bonds	-	-	-	-	-	8,348,877.32	-	-	-	-	\$ 8,348,877.32
Investments	-	-	-	-	275,394.02	347,810.94	-	-	-	-	\$ 623,204.96
Deferred Revenue	-	-	-	-	-	-	(32,789.68)	-	-	-	\$ (32,789.68)
LT Liability	-	-	-	-	-	-	(7,147.00)	-	-	-	\$ (7,147.00)
Current Month Ins W/H	1,729.11	-	-	-	-	-	(1,158.38)	(0.77)	-	-	\$ 569.96
Total Current Assets	<u>\$ 4,830,185.17</u>	<u>\$ 343,991.85</u>	<u>\$ 890,220.13</u>	<u>\$ 122,644.45</u>	<u>\$ 459,565.02</u>	<u>\$ 9,133,969.96</u>	<u>\$ 163,614.97</u>	<u>\$ 73,319.05</u>	<u>\$ 550.00</u>	<u>\$ (900.00)</u>	<u>\$ 16,017,160.60</u>
Less Escrow for GO Bond Refunding											7,668,283.28
PRIOR YEAR											
Cash in Bank	\$ 3,943,781.34	\$ 256,578.93	\$ 792,439.43	\$ 113,166.71	\$ 468,527.41	\$ 125,935.27	\$ 68,679.11	\$ 59,048.71	\$ 550.00	\$ 10,838.00	\$ 5,839,544.91
Cash Change Funds	-	-	-	-	-	-	200.00	-	-	-	\$ 200.00
ISJIT	2,959.27	4,620.00	-	-	-	-	79,642.49	525.00	-	-	\$ 87,746.76
Investments	-	-	-	-	275,364.87	340,215.85	-	-	-	-	\$ 615,580.72
Deferred Revenue	-	-	-	-	-	-	(31,014.32)	-	-	-	\$ (31,014.32)
LT Liability	-	-	-	-	-	-	(3,737.00)	-	-	-	\$ (3,737.00)
Current Month Ins W/H	2,531.81	-	-	-	-	-	289.27	(212.33)	-	-	\$ 2,608.75
Total Current Assets	<u>\$ 3,949,272.42</u>	<u>\$ 261,198.93</u>	<u>\$ 792,439.43</u>	<u>\$ 113,166.71</u>	<u>\$ 743,892.28</u>	<u>\$ 466,151.12</u>	<u>\$ 114,059.55</u>	<u>\$ 59,361.38</u>	<u>\$ 550.00</u>	<u>\$ 10,838.00</u>	<u>\$ 6,510,929.82</u>

Activity Fund Balance Report - ary - Exclude Encumbrances

10/2012 - 10/2012

Regular; Beginning Month 10/2012; Processing Month 10/2012; Fund 10 ; Fund Balance Account 26 Records Selected

10 GENERAL FUND

<u>Account Number</u>	<u>Account Name</u>	<u>Beginning Balance</u>	<u>Expenses</u>	<u>Revenues</u>	<u>Balance Change</u>	<u>Balance</u>
10 741 000 8010 000	ADULT ED FUND BALANCE	2,999.61	0.00	0.00	0.00	2,999.61
10 741 000 8011 000	ACT PREP FUND BALANCE	623.73	0.00	0.00	0.00	623.73
10 741 000 8090 000	INSTRUMENT RENTAL FUND BALANCE	7,656.18	142.31	95.00	0.00	7,608.87
10 741 000 8200 000	NURSE SUPPLIES - DONATIONS	981.45	237.00	0.00	0.00	744.45
10 741 172 8020 000	HS ART RESALE FUND BALANCE	(770.96)	0.00	0.00	0.00	(770.96)
10 741 172 8025 000	HS ADVISORY PGM FUND BALANCE	405.44	0.00	0.00	0.00	405.44
10 741 172 8035 000	HS CONTRIBUTIONS FUND BALANCE	4,651.24	582.51	10.00	0.00	4,078.73
10 741 172 8040 000	HS BAND RESALE FUND BALANCE	(1,874.44)	48.58	0.00	0.00	(1,923.02)
10 741 172 8050 000	HS BAND/VOCAL FEES FUND BALANCE	8,189.81	0.00	20.00	0.00	8,209.81
10 741 172 8080 000	HS WOODS RESALE FUND BALANCE	(3,971.82)	0.00	0.00	0.00	(3,971.82)
10 741 172 8110 000	HS STAFF LOUNGE FUND BALANCE	1,979.72	106.68	57.13	0.00	1,930.17
10 741 172 8170 000	HS CLASS COMPOSITE FUND BALANCE	1,645.00	0.00	25.00	0.00	1,670.00
10 741 209 8035 000	8-9 CONTRIBUTIONS	0.00	0.00	0.00	0.00	0.00
10 741 409 8030 000	AE PACT FUND BALANCE	792.88	0.00	0.00	0.00	792.88
10 741 409 8035 000	AE CONTRIBUTIONS FUND BALANCE	14,651.53	2,586.32	1,755.25	0.00	13,820.46
10 741 409 8060 000	AE BOOK FAIR FUND BALANCE	1,163.81	0.00	0.00	0.00	1,163.81
10 741 409 8110 000	AE STAFF LOUNGE FUND BALANCE	11.73	0.00	0.00	0.00	11.73
10 741 412 8035 000	MS CONTRIBUTIONS FUND BALANCE	10,076.04	2,330.85	0.00	0.00	7,745.19
10 741 412 8040 000	MS BAND RESALE FUND BALANCE	877.81	594.90	276.60	0.00	559.51
10 741 412 8060 000	MS BOOK FAIR FUND BALANCE	769.00	0.00	2,033.84	0.00	2,802.84
10 741 412 8110 000	MS STAFF LOUNGE FUND BALANCE	4,605.72	0.00	15.00	0.00	4,620.72
10 741 418 8035 000	DS CONTRIBUTIONS FUND BALANCE	20,536.81	2,976.93	803.80	0.00	18,363.68
10 741 418 8040 000	DS BAND RESALE FUND BALANCE	806.34	53.71	0.00	0.00	752.63
10 741 418 8060 000	DS BOOK FAIR FUND BALANCE	1,405.58	0.00	0.00	(100.00)	1,305.58
10 741 418 8110 000	DS STAFF LOUNGE FUND BALANCE	365.34	105.50	240.00	0.00	499.84
10 Total:		78,577.55	9,765.29	5,331.62	(100.00)	74,043.88

11/05/2012 09:34 AM

10/2012 - 10/2012

User ID: NGEE

Regular; Beginning Month 10/2012; Processing Month 10/2012; Fund 21 ; Fund Balance Account 38 Records Selected

21 STUDENT ACTIVITY FUND

Account Number	Account Name	Beginning Balance	Expenses	Revenues	Balance Change	Balance
21 729 000 7200 950	INTEREST FUND BALANCE	130.84	0.00	13.91	0.00	144.75
21 729 172 6000 920	HS ATHLETIC FUND BALANCE	80,852.46	0.00	200.00	0.00	81,052.46
21 729 172 6645 920	HS CC FUND BALANCE	1,554.64	1,888.64	650.00	0.00	316.00
21 729 172 6660 920	HS GOLF FUND BALANCE	2,111.44	0.00	0.00	0.00	2,111.44
21 729 172 6675 920	HS CO-ED WEIGHT PROG FUND BAL	363.32	0.00	0.00	0.00	363.32
21 729 172 6710 920	HS BBB FUND BALANCE	15,938.36	200.00	0.00	0.00	15,738.36
21 729 172 6720 920	HS FB FUND BALANCE	27,615.93	19,830.12	15,797.00	0.00	23,582.81
21 729 172 6725 920	HS BSC FUND BALANCE	3,574.16	53.25	0.00	0.00	3,520.91
21 729 172 6730 920	HS BSB FUND BALANCE	314.27	5,373.97	0.00	0.00	(5,059.70)
21 729 172 6740 920	HS BTR FUND BALANCE	8,281.63	890.45	391.00	0.00	7,782.18
21 729 172 6790 920	HS WR FUND BALANCE	11,217.67	0.00	0.00	0.00	11,217.67
21 729 172 6810 920	HS GBB FUND BALANCE	976.69	200.00	0.00	0.00	776.69
21 729 172 6815 920	HS VB FUND BALANCE	11,773.87	5,479.18	1,132.00	0.00	7,426.69
21 729 172 6825 920	HS GSC FUND BALANCE	3,184.31	0.00	0.00	0.00	3,184.31
21 729 172 6835 920	HS SB FUND BALANCE	4,451.50	413.00	0.00	0.00	4,038.50
21 729 172 6840 920	HS GTR FUND BALANCE	8,061.04	0.00	0.00	0.00	8,061.04
21 729 172 7010 950	BUTTON CLUB FUND BALANCE	63.38	0.00	0.00	0.00	63.38
21 729 172 7055 950	HS PROM FUND BALANCE	2,806.69	0.00	0.00	0.00	2,806.69
21 729 172 7060 950	SPECIAL EVENTS FUND BALANCE	119,217.98	12,495.64	13,388.20	0.00	120,110.54
21 729 172 7065 950	FACILITIES PLANNING COMM FUND BAL	24,696.00	0.00	0.00	0.00	24,696.00
21 729 172 7070 950	DRAMA FUND BALANCE	7,771.61	344.68	300.00	0.00	7,726.93
21 729 172 7075 950	SPEECH CONTEST FUND BALANCE	3,033.43	115.00	0.00	0.00	2,918.43
21 729 172 7080 950	INTERNATIONAL CLUB FUND BALANCE	1,554.37	0.00	4,539.32	0.00	6,093.69
21 729 172 7100 950	NATIONAL HONOR SOCIETY FUND BALANCE	459.98	0.00	0.00	0.00	459.98
21 729 172 7110 950	HS DANZ TEAM FUND BALANCE	2,897.55	595.00	628.09	0.00	2,930.64
21 729 172 7120 950	SADD FUND BALANCE	1,188.95	0.00	0.00	0.00	1,188.95
21 729 172 7140 950	THESPIAN CLUB FUND BALANCE	727.07	0.00	0.00	0.00	727.07
21 729 172 7150 950	HS STUDENT COUNCIL FUND BAL	3,085.27	2,287.95	2,585.00	0.00	3,382.32
21 729 172 7170 950	TSA FUND BALANCE	716.22	0.00	0.00	0.00	716.22
21 729 172 7180 950	YEARBOOK FUND BALANCE	(2,105.99)	0.00	2,875.00	0.00	769.01
21 729 172 7210 950	HALL OF FAME FUND BALANCE	2,600.00	0.00	0.00	0.00	2,600.00
21 729 172 7230 950	HS CHEERLEADING FUND BALANCE	3,883.11	4,542.50	1,262.00	0.00	602.61
21 729 172 7240 950	ADACEMIC DECATHLON FUND BALANCE	33.10	0.00	0.00	0.00	33.10
21 729 172 7241 950	RESTRICTED FUND BALANCE MOCK TRIAL	0.00	0.00	0.00	0.00	0.00
21 729 209 7155 950	8-9 MS STUDENT COUNCIL FUND BAL	0.00	0.00	0.00	0.00	0.00
21 729 412 7160 950	MS STUDENT COUNCIL FUND BAL	1,098.62	0.00	0.00	0.00	1,098.62
21 729 412 7180 950	MS YEARBOOK FUND BALANCE	810.24	0.00	0.00	0.00	810.24
21 729 418 7190 950	DS STUDENT COUNCIL FUND BAL	0.00	0.00	0.00	0.00	0.00
21 Total:		354,939.71	54,709.38	43,761.52	0.00	343,991.85